

阅读申明

- 1.本站收集的数据手册和产品资料都来自互联网，版权归原作者所有。如读者和版权方有任何异议请及时告之，我们将妥善解决。
- 2.本站提供的中文数据手册是英文数据手册的中文翻译，其目的是协助用户阅读，该译文无法自动跟随原稿更新，同时也可能存在翻译上的不当。建议读者以英文原稿为参考以便获得更精准的信息。
- 3.本站提供的产品资料，来自厂商的技术支持或者使用者的心得体会等，其内容可能存在描述上的差异，建议读者做出适当判断。
- 4.如需与我们联系，请发邮件到marketing@iczoom.com，主题请标有“数据手册”字样。

Read Statement

1. The datasheets and other product information on the site are all from network reference or other public materials, and the copyright belongs to the original author and original published source. If readers and copyright owners have any objections, please contact us and we will deal with it in a timely manner.
2. The Chinese datasheets provided on the website is a Chinese translation of the English datasheets. Its purpose is for reader's learning exchange only and do not involve commercial purposes. The translation cannot be automatically updated with the original manuscript, and there may also be improper translations. Readers are advised to use the English manuscript as a reference for more accurate information.
3. All product information provided on the website refer to solutions from manufacturers' technical support or users the contents may have differences in description, and readers are advised to take the original article as the standard.
4. If you have any questions, please contact us at marketing@iczoom.com and mark the subject with "Datasheets" .

GENERAL PURPOSE APPLICATION.
SWITCHING APPLICATION.

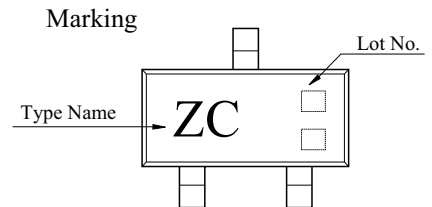
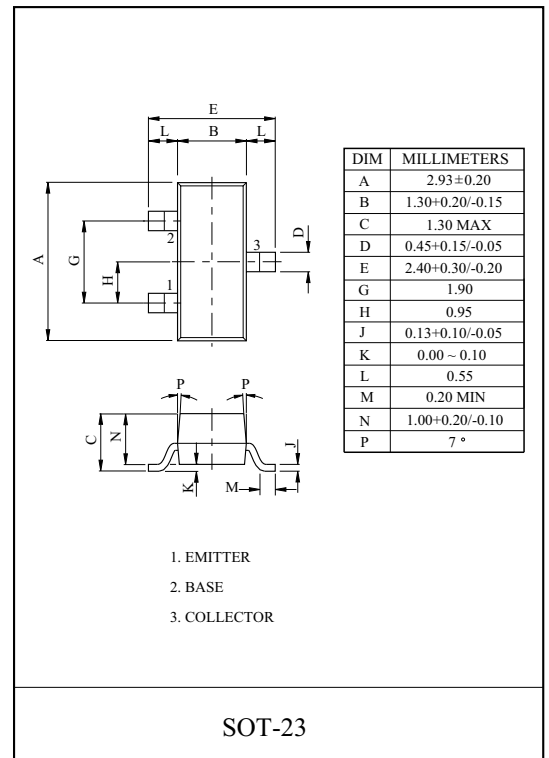
FEATURES

- Low Leakage Current
: $I_{CEX}=50\text{nA}(\text{Max.})$, $I_{BL}=50\text{nA}(\text{Max.})$
@ $V_{CE}=30\text{V}$, $V_{EB}=3\text{V}$.
- Excellent DC Current Gain Linearity.
- Low Saturation Voltage
: $V_{CE(\text{sat})}=0.3\text{V}(\text{Max.})$ @ $I_C=50\text{mA}$, $I_B=5\text{mA}$.
- Low Collector Output Capacitance
: $C_{ob}=4\text{pF}(\text{Max.})$ @ $V_{CB}=5\text{V}$.
- Complementary to 2N3906S.

MAXIMUM RATING (Ta=25 °C)

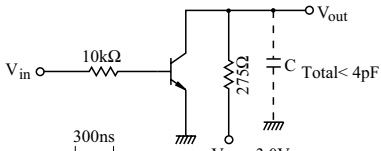
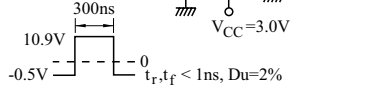
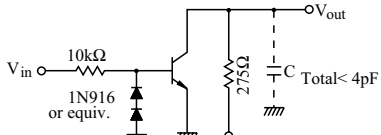
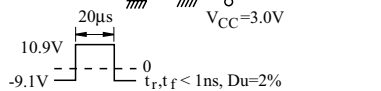
CHARACTERISTIC	SYMBOL	RATING	UNIT
Collector-Base Voltage	V_{CBO}	60	V
Collector-Emitter Voltage	V_{CEO}	40	V
Emitter-Base Voltage	V_{EBO}	6	V
Collector Current	I_C	200	mA
Base Current	I_B	50	mA
Collector Power Dissipation	P_C^*	350	mW
Junction Temperature	T_j	150	°C
Storage Temperature Range	T_{stg}	-55 ~ 150	°C

* PC : Package Mounted On 99.5% Alumina $10 \times 8 \times 0.6\text{mm}$



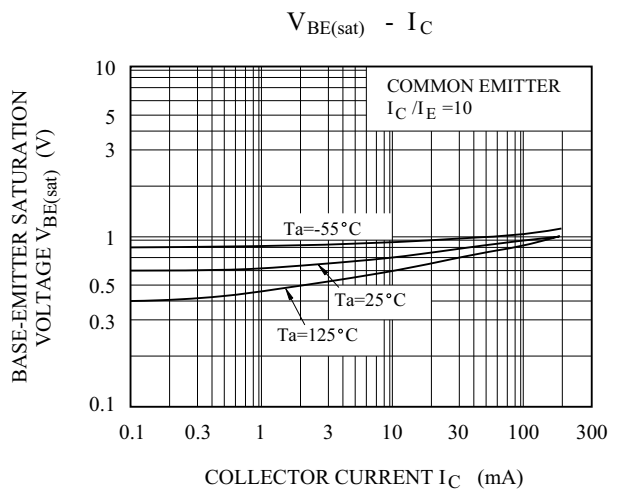
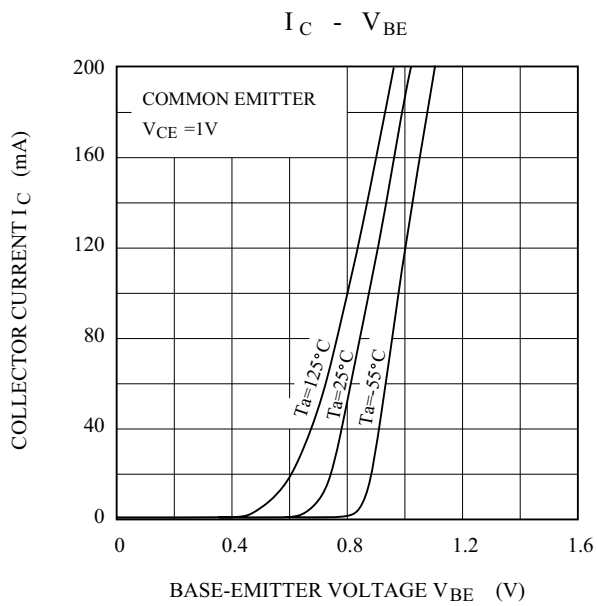
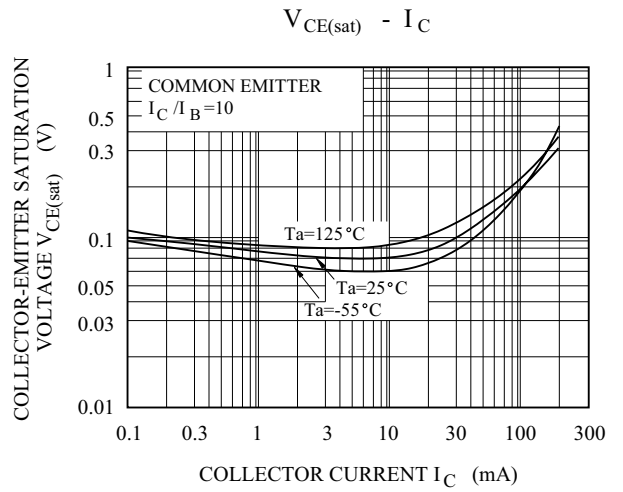
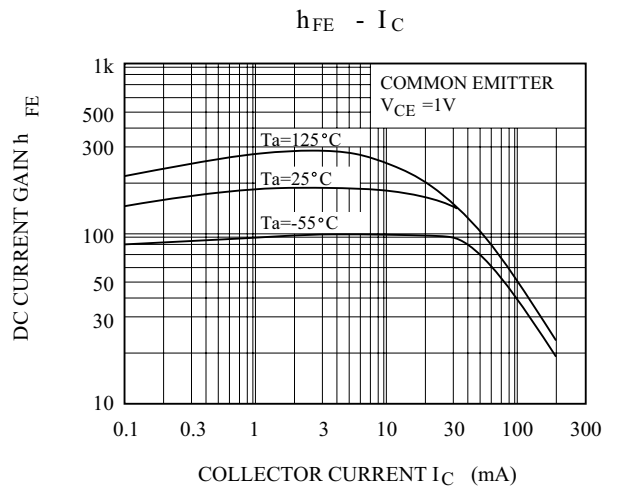
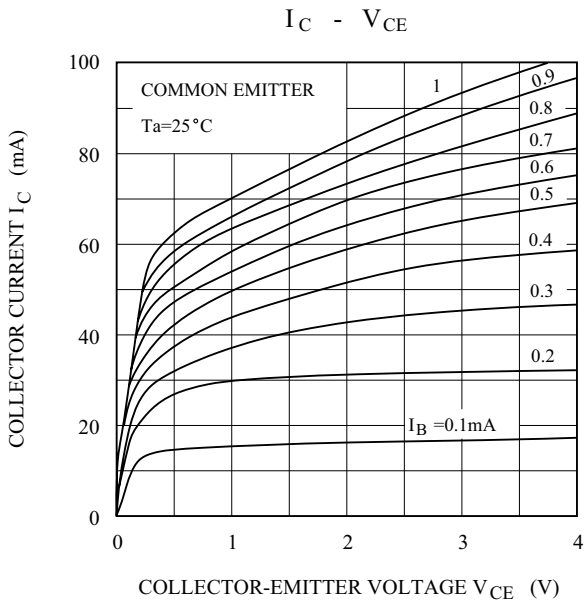
2N3904S

ELECTRICAL CHARACTERISTICS (Ta=25 °C)

CHARACTERISTIC		SYMBOL	TEST CONDITION	MIN.	TYP.	MAX.	UNIT
Collector Cut-off Current		I_{CEX}	$V_{CE}=30V, V_{EB}=3V$	-	-	50	nA
Base Cut-off Current		I_{BL}	$V_{CE}=30V, V_{EB}=3V$	-	-	50	nA
Collector-Base Breakdown Voltage		$V_{(BR)CBO}$	$I_C=10\mu A, I_E=0$	60	-	-	V
Collector-Emitter Breakdown Voltage *		$V_{(BR)CEO}$	$I_C=1mA, I_B=0$	40	-	-	V
Emitter-Base Breakdown Voltage		$V_{(BR)EBO}$	$I_E=10\mu A, I_C=0$	6.0	-	-	V
DC Current Gain	*	$h_{FE(1)}$	$V_{CE}=1V, I_C=0.1mA$	40	-	-	
		$h_{FE(2)}$	$V_{CE}=1V, I_C=1mA$	70	-	-	
		$h_{FE(3)}$	$V_{CE}=1V, I_C=10mA$	100	-	300	
		$h_{FE(4)}$	$V_{CE}=1V, I_C=50mA$	60	-	-	
		$h_{FE(5)}$	$V_{CE}=1V, I_C=100mA$	30	-	-	
Collector-Emitter Saturation Voltage *	*	$V_{CE(sat)1}$	$I_C=10mA, I_B=1mA$	-	-	0.2	V
		$V_{CE(sat)2}$	$I_C=50mA, I_B=5mA$	-	-	0.3	
Base-Emitter Saturation Voltage *	*	$V_{BE(sat)1}$	$I_C=10mA, I_B=1mA$	0.65	-	0.85	V
		$V_{BE(sat)2}$	$I_C=50mA, I_B=5mA$	-	-	0.95	
Transition Frequency		f_T	$V_{CE}=20V, I_C=10mA, f=100MHz$	300	-	-	MHz
Collector Output Capacitance		C_{ob}	$V_{CB}=5V, I_E=0, f=1MHz$	-	-	4.0	pF
Input Capacitance		C_{ib}	$V_{BE}=0.5V, I_C=0, f=1MHz$	-	-	8.0	pF
Input Impedance		h_{ie}	$V_{CE}=10V, I_C=1mA, f=1kHz$	1.0	-	10	k Ω
Voltage Feedback Ratio		h_{re}		0.5	-	8.0	$\times 10^{-4}$
Small-Signal Current Gain		h_{fe}		100	-	400	
Collector Output Admittance		h_{oe}		1.0	-	40	μS
Noise Figure		NF		$V_{CE}=5V, I_C=0.1mA, R_g=1k\Omega, f=10Hz \sim 15.7kHz$	-	-	5.0
Switching Time	Delay Time	t_d		-	-	35	nS
	Rise Time	t_r		-	-	35	
	Storage Time	t_{stg}		-	-	200	
	Fall Time	t_f		-	-	50	

* Pulse Test : Pulse Width $\leq 300\mu s$, Duty Cycle $\leq 2\%$.

2N3904S



2N3904S

