


阅读申明

- 1.本站收集的数据手册和产品资料都来自互联网，版权归原作者所有。如读者和版权方有任何异议请及时告之，我们将妥善解决。
- 2.本站提供的中文数据手册是英文数据手册的中文翻译，其目的是协助用户阅读，该译文无法自动跟随原稿更新，同时也可能存在翻译上的不当。建议读者以英文原稿为参考以便获得更精准的信息。
- 3.本站提供的产品资料，来自厂商的技术支持或者使用者的心得体会等，其内容可能存在描述上的差异，建议读者做出适当判断。
- 4.如需与我们联系，请发邮件到marketing@iczoom.com，主题请标有“数据手册”字样。

Read Statement

1. The datasheets and other product information on the site are all from network reference or other public materials, and the copyright belongs to the original author and original published source. If readers and copyright owners have any objections, please contact us and we will deal with it in a timely manner.
2. The Chinese datasheets provided on the website is a Chinese translation of the English datasheets. Its purpose is for reader's learning exchange only and do not involve commercial purposes. The translation cannot be automatically updated with the original manuscript, and there may also be improper translations. Readers are advised to use the English manuscript as a reference for more accurate information.
3. All product information provided on the website refer to solutions from manufacturers' technical support or users the contents may have differences in description, and readers are advised to take the original article as the standard.
4. If you have any questions, please contact us at marketing@iczoom.com and mark the subject with "Datasheets" .

Selection Guide



Product Portfolio

Switching Regulator

<i>HV Buck DC/DC Converter</i>	1
<i>LV Buck DC/DC Converter</i>	2
<i>Buck DC/DC Controller</i>	2
<i>Boost DC/DC Converter</i>	2
<i>Boost DC/DC Controller</i>	3

Display Power

<i>P-Gamma</i>	3
<i>LCD Bias Power</i>	3
<i>Level Shifter</i>	4

Power Switch

<i>USB Power Switch</i>	4
<i>Load Switch</i>	4

Motor Driver

<i>Motor Driver</i>	4
---------------------------	---

Linear Regulator

<i>Low Dropout Regulator</i>	4
<i>DDR Bus Terminator</i>	5

Battery Power

<i>Li-ion Charger</i>	5
<i>USB Dedicated Charging Port Controller</i>	5

Supervisory

<i>Reset IC</i>	5
-----------------------	---





LED Driver

<i>White LED Driver</i>	6
<i>Flashlight LED Driver</i>	6

*Drive your heart,
Power your life*










Selection Guide

HV Buck DC/DC Converter

Part No.	Key Features	Type	V _{IN} (V)	V _{OUT} (V)	I _{OUT} (mA)	Eff.% Max.	Freq. (KHz)	I _q (μA)	I _s (μA)	Shut Down	OCP	Package
FR9701	2A Buck Converter	HV Async.	4.5~23	0.805~15	2000	92	600	1800	10	V	V	SOT-23-6
FR9702	1.8A Buck Converter	HV Async.	4.5~23	0.805~15	1800	90	1400	1800	10	V	V	SOT-23-6
FR9801	Sync. 2A Buck Internal Comp. Converter	HV Sync.	4.5~21	0.8~17.85	2000	94	600	2500	1	V	V	SOT-23-6
FR9802	Sync. 1.5A Buck Internal Comp. Converter	HV Sync.	4.5~21	0.8~16.8	1500	94	1200	2500	1	V	V	SOT-23-6
FR9801E	Sync. 2A Buck Internal Comp. Converter	HV Sync.	4.5~18	0.8~Vin (Max.) x0.85	2000	94	600	2500	1	V	V	SOT-23-6
FR9886	Sync. 2.5A Buck Internal Comp. Converter	HV Sync.	4.5~23	0.925~20	2500	96	340	2500	1	V	V	SOP-8 SOP-8 (EP)
FR9886A	Sync. 2A Buck Internal Comp. Converter	HV Sync.	4.5~21	0.925~14.5	2000	91	1200	3500	1	V	V	SOP-8 (EP)
FR9886C	Sync. 2A Buck External Comp. Converter	HV Sync.	4.5~21	0.925~17.85	2000	90	340	2000	1	V	V	SOP-8 SOP-8 (EP)
FR9886D	Sync. 2A/2.5A Buck Internal Comp. Converter	HV Sync.	4.5~23	0.925~Vin (Max.) x0.85	2000/ 2500	95	340	2000	1	V	V	SOP-8 SOP-8 (EP)
FR9886E	Sync. 2A Buck Internal Comp. Converter	HV Sync.	4.5~18	0.925~Vin (Max.) x0.85	2000	96	340	2000	1	V	V	SOP-8
FR8207	Sync. 2A Buck Internal Comp. Converter with High Efficiency at Light Load	HV Sync.	4.5~23	0.765~18.4	2000	95	650	2000	1	V	V	SOP-8 (EP)
FR8209	Sync. 3A Buck Internal Comp. Converter with High Efficiency at Light Load	HV Sync.	4.5~23	0.765~18.4	3000	95	650	2000	1	V	V	SOP-8 (EP)
FR9887	Sync. 2A Buck Internal Comp. Converter with High Efficiency at Light Load	HV Sync.	4.5~23	0.925~Vin (Max.) x0.85	2000	95	340	2000	1	V	V	SOP-8 SOP-8 (EP)
FR9889	Sync. 3A Buck Internal Comp. Converter with High Efficiency at Light Load	HV Sync.	4.5~23	0.925~Vin (Max.) x0.85	3000	95	340	2000	1	V	V	SOP-8 (EP)
FR9889C	Sync. 3A Buck Converter with High Efficiency at Light Load External Comp.	HV Sync.	4.5~23	0.925~Vin (Max.) x0.85	3000	95	340	2000	1	V	V	SOP-8 (EP)
FR9888	Sync. 3.5A Buck Internal Comp. Converter	HV Sync.	4.5~23	0.925~20	3500	96	340	2500	1	V	V	SOP-8 (EP)
FR9888A	Sync. 3A Buck Converter	HV Sync.	6~21	0.925~14.5	3000	91	1200	3500	1	V	V	SOP-8 (EP)
FR9888C	Sync. 3.5A Buck External Comp. Converter	HV Sync.	4.5~23	0.925~20	3500	96	340	2500	1	V	V	SOP-8 (EP)
FR9888E	Sync. 3A Buck Internal Comp. Converter	HV Sync.	4.5~18	0.925~Vin (Max.) x0.85	3000	96	340	2500	1	V	V	SOP-8 (EP)
FR9808	Sync. 4A Buck Internal Comp. Converter	HV Sync.	4.75~21	0.8~Vin (Max.) x0.85	4000	90	500/ ADJ	1100	1	V	V	SOP-8 (EP)
FR9809	Sync. 5A Buck Internal Comp. Converter	HV Sync.	4.75~21	0.8~Vin (Max.) x0.85	5000	90	500/ ADJ	1100	1	V	V	SOP-8 (EP)
FR9618	Sync. 3A Buck Internal Comp. Converter	HV Sync.	4.5~23	0.925~20	3000	96	340	2500	1	V	V	SOP-8 (EP)
FR9618A	Sync. 3A Buck Internal Comp. Converter	HV Sync.	4.5~23	0.925~20	3000	96	240	2500	1	V	V	SOP-8 (EP)
FR9618C	Sync. 3A Buck External Comp. Converter	HV Sync.	4.5~23	0.925~20	3000	96	340	2500	1	V	V	SOP-8 (EP)
FR8018	Sync. 4A Buck Internal Comp. Converter with High Efficiency at Light Load	HV Sync.	4.5~23	0.765~Vin (Max.) x0.85	4000	95	500	2000	1	V	V	SOP-8 (EP)
FR9899	Dual 2+2A High Efficiency Sync. Buck Converter Internal Comp.	HV Sync.	4.5~16	0.925~10	2000+ 2000	95	340	4000	1	V	V	SOP-8 (EP)
 FR9881	Sync. 2A Buck Internal Comp. Converter with High Efficiency at Light Load	HV Sync.	4.5~18	0.6~Vin (Max.) x0.85	2000	90	500	1000	1	V	V	SOT-23-6
 FR9881A	Sync. 2A Buck Internal Comp. Converter with High Efficiency at Light Load	HV Sync.	4.5~18	0.6~Vin (Max.) x0.85	2000	90	1000	1000	1	V	V	SOT-23-6
 FR9883	Sync. 2A Buck Internal Comp. Converter with High Efficiency at Light Load	HV Sync.	4.5~18	0.8~Vin (Max.) x0.85	2000	90	500	1000	1	V	V	SOT-23-6
FR9885	Sync. 2A Buck Internal Comp. Converter with High Efficiency at Light Load	HV Sync.	4.5~18	0.6~Vin (Max.) x0.85	2000	90	500	1000	1	V	V	SOT-23-6
 FR9833Q	Sync. 3A Buck Internal Comp. Converter	HV Sync.	6~30	0.925~16	3000	90	135	2500	1	V	V	SOP-8 (EP)

Selection Guide

HV Buck DC/DC Converter

Part No.	Key Features	Type	V _{IN} (V)	V _{OUT} (V)	I _{OUT} (mA)	Eff.% Max.	Freq. (KHz)	I _q (μA)	I _s (μA)	Shut Down	OCP	Package
 FR9854	Sync. 4A Buck Internal Comp. Converter with fast constant on time control technique (FCOT)	HV Sync.	4.5~18	0.765~8V	4000	90	630	1000	1	V	V	SOP-8 (EP) TQFN-16 (3x3)
 FR9855	Sync. 5.5A Buck Internal Comp. Converter with fast constant on time control technique (FCOT)	HV Sync.	4.5~18	0.765~8V	5500	90	630	1000	1	V	V	SOP-8 (EP) TDFN-10 (3x3)
 FR8203	Sync. 2.5A Buck Internal Comp. Converter with High Efficiency at Light Load	HV Sync.	4.5~18	0.6~Vin (Max.) x0.85	2500	94	500	1000	1	V	V	SOT-23-6 (FC)
 FR8204	Sync. 2A Buck Internal Comp. Converter with High Efficiency at Light Load	HV Sync.	4.5~18	0.8~Vin (Max.) x0.85	2000	95	500	1000	1	V	V	SOT-23-6 (FC)
 FR8204A	Sync. 2A Buck Internal Comp. Converter with High Efficiency at Light Load	HV Sync.	4.5~18	0.8~Vin (Max.) x0.85	2000	95	1000	1000	1	V	V	SOT-23-6 (FC)
 FR8205	Sync. 3A Buck Internal Comp. Converter with High Efficiency at Light Load	HV Sync.	4.5~18	0.6~Vin (Max.) x0.85	3000	94	500	1000	1	V	V	SOT-23-6 (FC)
 FR8205A	Sync. 3A Buck Internal Comp. Converter with High Efficiency at Light Load	HV Sync.	4.5~18	0.6~Vin (Max.) x0.85	3000	94	1000	1000	1	V	V	SOT-23-6 (FC)
 FR8206	Sync. 3A Buck Internal Comp. Converter with High Efficiency at Light Load	HV Sync.	4.5~18	0.8~Vin (Max.) x0.85	3000	95	500	1000	1	V	V	SOT-23-6 (FC)
 FR8206A	Sync. 3A Buck Internal Comp. Converter with High Efficiency at Light Load	HV Sync.	4.5~18	0.8~Vin (Max.) x0.85	3000	91	1000	1000	1	V	V	SOT-23-6 (FC)

LV Buck DC/DC Converter

Part No.	Key Features	Type	V _{IN} (V)	V _{OUT} (V)	I _{OUT} (mA)	Eff.% Max.	Freq. (KHz)	I _q (μA)	I _s (μA)	Shut Down	OCP	Package
FP6357	1.2A High Efficiency Sync. Buck Converter, Pure PWM	Low V Sync.	2.5~6.0	0.6~Vin	1200	95	1500	80	0.1	V	V	SOT-23-5
FP6360	1A High Efficiency Sync. Buck Converter, Pure PWM	Low V Sync.	2.5~5.5	0.6~Vin	1000	95	1500	50	0.1	V	V	TDFN-6 (2x2) TQFN-16 (3x3)
FP6361	2A High Efficiency Sync. Buck Converter, Pure PWM	Low V Sync.	2.6~5.5	0.6~Vin	2000	95	1000	3400	0.1	V	V	TQFN-16 (3x3)
FP6372	3.5A High Efficiency Sync. Buck Converter	Low V Sync.	2.7~5.5	0.6~Vin	3500	96	1000	80	0.1	V	V	TDFN-10 (3x3)
FP6373	2.5A High Efficiency Sync. Buck Converter	Low V Sync.	2.7~5.5	0.6~Vin	2500	96	1000	80	0.1	V	V	SOT-23-6
FP6373A	3A High Efficiency Sync. Buck Converter	Low V Sync.	2.7~5.5	0.6~Vin	3000	96	1000	80	0.1	V	V	SOT-23-6
FP6375	2.5A High Efficiency Sync. Buck Converter	Low V Sync.	2.7~5.5	0.6~Vin	2500	96	1000	80	0.1	V	V	SOT-23-5
FP6378A	2A High Efficiency Sync. Buck Converter	Low V Sync.	2.5~6.0	0.6~Vin	2000	95	1000	80	0.1	V	V	SOT-23-5 SOT-23-6
FP6381	1.5A High Efficiency Sync. Buck Converter	Low V Sync.	2.5~6.0	0.6~Vin	1500	95	1500	80	0.1	V	V	TDFN-6 (2x2)
FP6381A	1.2A High Efficiency Sync. Buck Converter	Low V Sync.	2.5~6.0	0.6~Vin	1200	95	1500	80	0.1	V	V	SOT-23-5
FP6382	Dual 1A High Efficiency Sync. Buck Converter	Low V Sync.	2.7~5.5	0.6~Vin	1000+ 1000	95	1500+ 1000	80	0.1	V	V	TDFN-12 (3x3)
FP6385	3A High Efficiency Sync. Buck Converter	Low V Sync.	2.5~6.0	0.6~Vin	3000	95	1000	80	0.1	V	V	SOT-23-6 (FC)

Buck DC/DC Controller



Part No.	Key Features	Type	V _{IN} (V)	V _{OUT} (V)	I _{OUT} (mA)	PWM Mode	Freq. (KHz)	I _q (μA)	I _s (μA)	Shut Down	OCP	Package
FP6329	Buck Controller, Ext. Compensation, High Driving Current, Bootstrap Circuit's Diode Integrated	Synchronous	3.3~12	0.6~Vin	-	Fix Frequency	300	5000	-	V	V	SOP-8 SOP-8 (EP)

Boost DC/DC Converter

Part No.	Key Features	V _{IN} (V)	V _{OUT} (V)	I Limit (mA)	Eff.% Max.	Freq. (KHz)	I _q (μA)	I _s (μA)	Shut Down	OTP	Package
FP6711	Low Start-up Sync. Boost Converter, Automatically PWM or PFM Mode	0.85~Vout	1.8~4	1000	94	500	25	1	V	V	MSOP-10

Selection Guide

Boost DC/DC Converter

Part No.	Key Features	V _{IN} (V)	V _{OUT} (V)	I Limit (mA)	Eff.% Max.	Freq. (KHz)	I _q (μA)	I _s (μA)	Shut Down	OTP	Package
FP6713	Low Start-up Sync. Boost Converter, Automatically PWM or PFM Mode	0.85~Vout	1.8~3.8	500	94	1000	25	1	V	V	SOT-23-6
FP6713A	Low Start-up Sync. Boost Converter, Automatically PWM or PFM Mode	0.85~Vout	1.8~3.8	750	94	1000	25	1	V	V	SOT-23-6
FP6714	Low Start-up Sync. Boost Converter, Automatically PWM or PFM Mode	0.85~Vout	1.8~3.8	750	94	1000	25	1	V	V	SOT-23-6
FP6715	Low Start-up Sync. Boost Converter, Automatically PWM or PFM Mode	1.9~Vout	1.9~5.25	2500	93	550	25	1	V	V	SOT-23-6
FP6716	High Efficiency, Sync. Boost Converter, Automatically PWM or PFM Mode	2.5~Vout	2.5~5.25	ADJ (6A)	90	550	30	1	V	V	SOP-8 (EP)
FP6717	High Efficiency, Sync. Boost Converter, Automatically PWM or PFM Mode	2.5~Vout	2.5~5.25	ADJ (8A)	90	550	30	1	V	V	SOP-8 (EP)
 FP6719	High Efficiency, Sync. Boost Converter, Automatically PWM or PFM Mode w/ QC2.0/ Apple/ Samsung/ BC1.2 Fast Charging Detection	2.5~5.5	5/9/12	10A	90	400	50	1	V	V	SOP-8 (EP)
 FP6720	High Efficiency, Sync. Boost Converter, Automatically PWM Mode	2.5~4.5	5~12	10A	90	400	50	1	V	V	SOP-8 (EP)
FP6730	Large Input Voltage Range, Current Mode Step-up Converter	3~24	Vin~24	2500	93	1000	120	1	V	-	SOT-23-5 SOT-23-6
FP6733	Low Vin Stratup PWM Controlled, Step-up DC/DC Converter	0.9~5.5	2.9~5.5	1000	90	550	17	0.1	V	V	SOT-23-6 TSOT-23-6
FP6736	Current Mode Step-up Converter	2.5~5.5	Vin~30	600	90	1400	75	0.1	V	-	SOT-23-5 SOT-23-6 TSOT-23-5
FP6790	1.6A, 0.25Ohm Switch MOSFET, Soft-start, Low Noise	2.6~5.5	Vin~12	1600	90	640/1200	160	0.1	V	V	MSOP-8
FP6795	Low Noise Step-up Converter, 2A, 0.160hm Switch MOSFET	2.6~5.5	Vin~16	2000	90	640/1200	160	0.1	V	V	MSOP-8 (EP)




Boost DC/DC Controller

Part No.	Key Features	V _{IN} (V)	V _{OUT} (V)	I Limit (mA)	Eff.% Max.	Freq. (KHz)	I _q (μA)	I _s (μA)	Shut Down	OTP	Package
FP6791C	Ext. Switch, UVLO	2.6-6	Upon MOSFET Power	-	90	ADJ	700	-	-	-	TSSOP-8

P-Gamma

Part No.	Key Features	Channel No.	Resolution	Interface	Package
 FP7701	Programmable Gamma with I ² C Interface and Level Shifter	10	10	I ² C	TQFN-56 (8x8)
 FP7702	Programmable Gamma with I ² C Interface	10	10	I ² C	TQFN-40 (6x6)

LCD Bias Power

Part No.	Key Features	V _{IN} (V)	V _{OUT} (V)	I Limit (mA)	Eff.% Max.	Freq. (KHz)	I _q (μA)	I _s (μA)	Shut Down	OVP	Package
FP6783	Bias Power for TFT LCD of Tablet/ NB/Monitor	2.5~5.5	Vin~18	4500	92	1200	5600	560	-	V	TQFN-20 (5x5)
FP6787	Bias Power for TFT LCD of NB/Monitor with Vcom, Reset and LDO (3.3V)	2.7~5.5	Vin~14	3000	92	640	1000	-	-	V	TSSOP-20 (EP) TQFN-20 (4x4)
FP6787A	Bias Power for TFT LCD of NB/Monitor with Vcom, Reset and LDO (2.5V)	2.7~5.5	Vin~14	3000	92	640	1000	-	-	V	TSSOP-20 (EP) TQFN-20 (4x4)
 FP7708	Display PMIC for TFT LCD TV Panels	8~18	Vin~18	4500	90	600	-	-	V	V	TQFN-40 (5x5)
FP7710/A	Bias Power for GOP TFT LCD Application of NB/Monitor with Reset and Level Shifter	3~6	Vin~18	4600	90	640/1200	1440	750	V	V	TQFN-46 (6.5x4.5)
FP7713	Digital Bias Power for TFT LCD Application of NB with D-Vcom, Buck, AVDD, VGH, VGL and XAO, Schottky Diode Integration	2.5~5.5	Vin~13.3	3000	90	600K~1.2MHz	-	-	-	-	TQFN-28 (4x4)
 FP7720	Dual Channel Output LCD Bias Power	2.5~5.5	5.0V,5.1V,5.5V	1500	88	1000	1000	-	-	V	CSP-15 (1.4x2.3)
 FP7721	Integrated Switch Dual 50mA Channel Charge Pump	2.5~4.8	2xVin	-	92	230KHz	-	2	-	V	TDFN-12 (2.4x1.5)

Selection Guide

LCD Bias Power

Part No.	Key Features	V _{IN} (V)	V _{OUT} (V)	I Limit (mA)	Eff.% Max.	Freq. (KHz)	I _q (μA)	I _s (μA)	Shut Down	OVP	Package
New FP7723	Integrated Switch Dual 50mA Channel Charge Pump	2.5~4.8	2xVin	-	85	300KHz	-	5	-	V	TDFN-12 (3.0x1.5)
FP9928A	Power Supplier Solution with I ² C Interface for EPD Panels, with VGH, VGL, VPOS, VNEG, VREF and VCOM Buffer	2.5~5.5	Vin-20	800	90	PFM	-	0.1	-	-	TQFN-24 (4x4)

Level Shifter

Part No.	Key Features	V _{GH} (V) Min.	V _{GH} (V) Max.	V _{GL} (V) Min.	V _{GL} (V) Max.	Channel No.	Shut Down	Package
FP7732	10-Channel Level-Shifter with Charge-Sharing Function for GOP TFT LCD Panel	16	45	-20	-3	10	V	TQFN-32 (4x4) TQFN-28 (4x4)
FP77350	8-Channel Level-Shifter with Charge-Sharing Function for GOP TFT LCD Panel	16	38	-12	-3	8	V	TQFN-20 (4x4)

USB Power Switch

Part No.	Output Current (A)	Channel No.	V _{IN} (V)	Current Limit Type (A)	RDS(ON) (mΩ)	Package
FP6861C	0.55, 0.7, 1.1, 1.5 1.9, 2.1, 2.5, 3 (min)	1	2.7~5.5	0.775, 1, 1.25, 1.4, 1.75 2.15, 2.45, 2.9, 3.5	70/100	SOT-23-5 SOP-8 MSOP-8
FP6861D	1.5 (min)	2	2.7~5.5	1.75	100	SOP-8
FP6861E-A/B	Adjustable	1	2.7~5.5	0.12~0.17	100	SOT-23-6 TDFN-6 (2x2)
New FP6861E-C/E/F/H	0.7, 1.1, 1.5, 2.1 (min)	1	2.7~5.5	1, 1.4, 1.75, 2.45	110	SOT-23-5
New FP6861F	VIN=5V, Current Limit: 0.8A~3.04A VIN=9V, Current Limit: 0.54A~2.04A VIN=12V, Current Limit: 0.4A~1.52A	1	5~12	VIN=5V, Current Limit: 0.8A~3.04A VIN=9V, Current Limit: 0.54A~2.04A VIN=12V, Current Limit: 0.4A~1.52A	70	SOP-8 (EP) TDFN-6 (2x2)

Load Switch

Part No.	Output Current (A)	Channel No.	V _{IN} (V)	Current Limit Type (A)	RDS(ON) (mΩ)	Package
FP6863	1.5 (min)	1	2.0~5.5	2.5	80	TDFN-8 (2x2) SOT-23-5
FP6866	0.2 (min)	1	2.3~5.5	0.25	200	SOT-23-5

Motor Driver

Part No.	Key Features	VIN (V) Range	Output Current (mA)	Control Volt. Range (V) / Interface	Compatible Interface	Thermal Shut Down	Package
FP5501	Low-saturation, Low-voltage 2 Channels Bi-directional	1.8~5.5	0~400/ Channel	1.8~5.5	-	V	TDFN-10 (3x3)
FP5502	Low-saturation, Low-voltage Bi-directional	1.8~5.5	0~400	1.8~5.5	-	V	SOT-23-6
New FP5510/A	10-bit Resolution DAC, Power On Reset Power Down Current < 80nA Power Down Control Circuit Integrated Current Sense Resistor Selectable Output Slope Control	2.3~5.5	0~120 Current Sink	1.8~3.3 2-Wire Serial	I ² C	-	6-ball WLCSP

Low Dropout Regulator

Part No.	Key Features	I _{OUT} (mA)	V _{IN} (V)	V _{drop} (mV)	V _{OUT} (V)	Accuracy	I _q (μA)	I _s (μA)	Shut Down	OTP	OCP	Package
FP6121	Dual Output, High PSRR 70dB	300 + 300	2.0~5.5	400	A (3.3, 2.8) C (2.8, 1.8) D (2.5, 1.8) E (3.0, 1.8) F (1.8, 2.8) G (2.8, 2.8) H (1.5, 2.8) I (1.8, 3.3) J (1.3, 2.8) K (1.2, 2.8) L (1.8, 2.6) M (1.8, 3.0) N (2.8, 3.3) O (1.8, 1.8) P (2.85, 2.85) Q (1.5, 3.0) S (1.2, 3.3) T (3.0, 2.85) V (3.3, 3.3)	±2%	25	1	V	V	V	SOT-23-6 TSOT-23-6 TDFN-6 (1.6x1.6)
FP6128	Dual Output, Discharge Function, High PSRR 70dB	300 + 300	2.0~5.5	400	F (1.8V, 2.8V)	±2%	25	1	V	V	V	TDFN-6 (1.6x1.6)
FP6130	Low ESR Cap. Industrial Standard XX1117 Pin Compatible	600	2.8~5.5	600	1.8, 2.5, 2.7, 3.3	±2%	30	-	-	V	V	SOT-223

Selection Guide

Low Dropout Regulator

Part No.	Key Features	I _{OUT} (mA)	V _{IN} (V)	V _{drop} (mV)	V _{OUT} (V)	Accuracy	I _q (μA)	I _s (μA)	Shut Down	OTP	OCP	Package
FP6131	Low ESR Cap	600	2.8~5.5	600	1.5, 1.8, 2.5, 2.7, 2.8, 3.0, 3.3, 3.6	±2%	30	-	-	V	V	SOT-23-3 SOT-89
FP6132	Low ESR Cap	600	2.8~5.5	600	1.5, 1.8, 2.5, 2.6, 2.7, 2.8, 3.0, 3.3, 3.6, 3.8	±2%	30	-	-	V	V	SOT-89
FP6134	Low ESR Cap	600	2.8~5.5	600	1.5, 1.8, 2.5, 2.8, 3.0, 3.1, 3.3	±2%	30	0.1	V	V	V	SOT-23-5
FP6136	1A CMOS	1000	2.8~5.5	1100	1.5, 1.8, 2.5, 3.0, 3.3	±2%	35	-	-	V	V	SOT-223 TDFN-8 (3x3)
FP6141	Ultra-Low Quiescent Current	100	2~5.5	250	1.2, 1.5, 1.8, 2.5, 3.0, 3.3	±2%	4	0.1	V	V	V	SOT-23-3 SOT-23-5 TDFN-6 (1.6x1.6)
FP6142	Discharge + Soft-start	500	2.2~5.5	250	1.5, 1.8, 2.5, 2.8, 3.0, 3.1, 3.3	±2%	50	0.7	V	V	V	SC-70-5
FP6145	3A Ultra-Low Dropout with Low ESR Cap.	3000	2.7~5.5	250	ADJ	±2%	1000	5	V	V	V	SOP-8 (EP)
FP6145B	2A Ultra-Low Dropout with Low ESR Cap.	2000	1.2~5.5	240	ADJ	±2%	1000	10	V	V	V	SOP-8 (EP)
FP6146	Low Noise, High PSRR 70dB	300	2.0~5.5	400	1.1, 1.2, 1.5, 1.8, 2.5, 2.6, 2.7, 2.8, 3.0, 3.1, 3.3, 3.6	±2%	35	0.1	V	V	V	SOT-23-3 SOT-23-5 TSOT-23-5 SC-82-4 TDFN-6 (1.6x1.6)
FP6149B	3A Ultra-Low Dropout with Low ESR Cap.	3000	1.2~3.6 5	210	ADJ	±2%	1000	5	V	V	V	SOP-8 (EP)
FP6160	150mA, High Voltage LDO	150	5~18	500	ADJ	±1%	55	1	V	V	V	SOT-23-5
FP6161	Very Low Input Voltage	200	1.65~2.5	500	0.9, 1.0, 1.1, 1.2, 1.5	±2.5%	40	0.1	V	V	V	TSOT-23-5
FP6163	Very Low Input Voltage	400	1.3~5	500	1.0, 1.2	±1.5%	48	0.1	V	V	V	SOT-23-5
FP6166	600mA, Low Noise, High PSRR 70dB	600	2.0~5.5	800	ADJ	±2%	35	0.1	V	V	V	SOT-23-5 SOP-8




DDR Bus Terminator

Part No.	Output Current (Max.)	V _{IN} (V)	Control Volt.	Output Offset Volt.	Load Regulation	Package
FP6137B	±2A	1.8/2.5	3.3~5.5	±20mV	20mV	TO-252-5 TO-263-5 SOP-8 (Fused) SOP-8 (EP)
FP6137E	±2A	1.5/1.8/2.5	3.3~5.5	±20mV	20mV	SOP-8 (EP)
FP6137F	±3A	1.35/1.5/1.8/2.5	3.3~5.5	±20mV	20mV	SOP-8 (EP) TDFN-6 (2x2)

Li-ion Charger

Part No.	V _{IN} (V)	I _{OUT} Max. (A)	V _{OUT} TYP. (V)	Vol. Accy. (%)	VSEN	Temp. Sense	Safety Timer	Package
FP6900B	4.3~6.5	1	4.2	1	V	-	V	TDFN-10 (3x3)
FP6900D	4.3~6.5	1	4.2	1	-	V	V	TDFN-10 (3x3)

USB Dedicated Charging Port Controller



Part No.	Key Features	V _{IN} (V) Range	BC1.2	Apple	Samsung	QC2.0	Package
 FP6600	USB Dedicated Charging Port Controller with QC 2.0 Fast Charging Function	4.0~6.0	V	V	V	V (5/9/12/20V)	SOP-8
 FP6601	USB Dedicated Charging Port Controller with QC 2.0 Fast Charging Function	4.0~6.0	V	V	V	V (5/9/12V)	SOT-23-6
 FR98336	High Efficiency Synchronous BUCK Converter with QC 2.0 Fast Charging Function	6.0~28.0	V	V	V	V (5/9V)	SOP-8 (EP)

Reset IC


Part No.	Key Features	Threshold Voltage (V)	V _{IN} (V)	Delay Time (mS)	Output	Output Type	Package
FP6801	Adjustable Delay Time	2.1, 2.2, 2.4, 2.5 2.6, 2.7, 2.9, 3.1	1.0~5.5	ADJ	Active Low	Open-Drain Push-Pull	SOT-23-5 SC-82

Selection Guide

Reset IC

Part No.	Key Features	Threshold Voltage (V)	V _{IN} (V)	Delay Time (mS)	Output	Output Type	Package
FP6802	Ultra-Low Quiescent Current	2.2, 2.7, 3.2, 3.4 3.5, 3.7, 3.9	1.0-5.5	0.03	Active Low	Open-Drain Push-Pull	SOT-23-3 SC-82
FP6803	Ultra-Low Quiescent Current, Adjustable Delay Time with Manual Reset	0.9, 1.2, 1.5, 1.8, 2.5 3.0, 3.3, 5.0, ADJ	1.7-5.5	0.75-560	Active Low	Open-Drain Push-Pull	SOT-23-6 TDFN-6 (2x2)
 FP6804	Ultra-Low Quiescent Current, Adjustable Delay Time with Manual Reset	0.84, 1.12, 1.16, 1.4, 1.67 2.33, 2.79, 3.07, 4.65, ADJ	1.7-5.5	0.75-490	Active Low	Open-Drain Push-Pull	TSOT-23-6 TDFN-6 (2x2)
 FP6804A	Reset Circuits and OVP Function With Adjustable Delay Time	ADJ	1.7-5.5	0.75-490	Active Low	Open-Drain Push-Pull	SOT-23-6
FP6808	Short Delay Time	2.3, 2.6, 2.9, 3.1 4.0, 4.4, 4.6	1.0-5.5	20-60	Active Low	Open-Drain Push-Pull	SOT-23-5
FP6809	-	2.32, 2.63, 2.93, 3.08 4.0, 4.38, 4.63	1.0-5.5	140-560	Active Low	Open-Drain Push-Pull	SOT-23-3
FP6810	-	2.32, 2.63, 2.93, 3.08, 4.0, 4.38, 4.63	1.0-5.5	140-560	Active High	Push-Pull	SOT-23-3
FP6811	With Manual Reset	2.32, 2.63, 2.93, 3.08 4.0, 4.38, 4.63	1.0-5.5	140-560	Active Low	Open-Drain Push-Pull	SC-82 SOT-143 SOT-23-5
FP6812	With Manual Reset	2.32, 2.63, 2.93, 3.08 4.0, 4.38, 4.63	1.0-5.5	140-560	Active High	Push-Pull	SOT-23-5

White LED Driver

Part No.	V _{IN} (V)	V _{OUT} (V) Max.	LED Numbers Max.	Driving Type	Brightness Control	Eff. (%) Max.	Freq. (Hz)	OVP	Package
FP6745/C	2.5-5.5	40	10	Boost	PWM or Linear	87	1.3M	V	SOT-23-6 TSOT-23-5 TSOT-23-6
FP6751	2.5-5.5	38	10	Boost	PWM	87	1.3M	V	SOT-23-6 TSOT-23-6 TDFN-6 (2x2)
 FP6753 (Controller)	8-35	ADJ	18	Boost	PWM	90	200k	V	SOP-8 SOP-8 (EP)
FP6755	2.5-5.5	29	8	Boost	PWM	87	1.3M	V	SOT-23-6 TSOT-23-6 TDFN-6 (2x2)
FP6770	2.7-4.5	5	8	Charge Pump to Fixed 5V Vout	-	90	2M	-	SOT-23-6 TSOT-23-6 TDFN-6 (1.6x1.6)
FP7711 A	2.5-24	40	10x6	Boost with 6 CH Current Balance	9bit PWM or Linear	90	0.6-2M	-	TQFN-24 (4x4)

Flashlight LED Driver

Part No.	V _{IN} (V)	V _{OUT} (V) Max.	LED Current (A)	Driving Type	Brightness Control	Eff. (%) Max.	Freq. (Hz)	OVP	Package
FP6773C	2.7-5.5	5.5	1	Buck/Boost Charge Pump	Flash/Torch	96	2M	-	TDFN-10 (3x3)