

阅读申明

- 1.本站收集的数据手册和产品资料都来自互联网，版权归原作者所有。如读者和版权方有任何异议请及时告之，我们将妥善解决。
- 2.本站提供的中文数据手册是英文数据手册的中文翻译，其目的是协助用户阅读，该译文无法自动跟随原稿更新，同时也可能存在翻译上的不当。建议读者以英文原稿为参考以便获得更精准的信息。
- 3.本站提供的产品资料，来自厂商的技术支持或者使用者的心得体会等，其内容可能存在描述上的差异，建议读者做出适当判断。
- 4.如需与我们联系，请发邮件到marketing@iczoom.com，主题请标有“数据手册”字样。

Read Statement

1. The datasheets and other product information on the site are all from network reference or other public materials, and the copyright belongs to the original author and original published source. If readers and copyright owners have any objections, please contact us and we will deal with it in a timely manner.
2. The Chinese datasheets provided on the website is a Chinese translation of the English datasheets. Its purpose is for reader's learning exchange only and do not involve commercial purposes. The translation cannot be automatically updated with the original manuscript, and there may also be improper translations. Readers are advised to use the English manuscript as a reference for more accurate information.
3. All product information provided on the website refer to solutions from manufacturers' technical support or users the contents may have differences in description, and readers are advised to take the original article as the standard.
4. If you have any questions, please contact us at marketing@iczoom.com and mark the subject with "Datasheets" .



SURFACE MOUNT SCHOTTKY DIODE

This device is an extremely fast Schottky diode housed in the ultra-small SOD-323 package. Ideal for applications where board space is at a

FEATURES

- Extremely low Vf
- Low capacitance for reduced insertion losses
- Reverse voltage rating of 30V
- Also available in lead-free plating (100% matte tin finish)

APPLICATIONS

- Mobile phones and accessories
- Hand-held computers
- High speed switching applications



Marking Code: 551

MAXIMUM RATINGS $T_J = 25^\circ\text{C}$ Unless otherwise noted

| Rating | Symbol | Value | Units |
|--|-------------|-------------|------------------|
| Peak Reverse Voltage | V_{RM} | 30 | V |
| Continuous Reverse Voltage | V_R | 20 | V |
| Average Rectified Forward Current | $I_{F(AV)}$ | 500 | mA |
| Non-repetitive Peak Forward Current, 60Hz Half Sine-Wave | I_{FSM} | 2 | A |
| Total Power Dissipation (Note 1) | P_{tot} | 200 | mW |
| Operating Junction Temperature Range | T_J | -55 to +125 | $^\circ\text{C}$ |
| Storage Temperature Range | T_{stg} | -55 to +150 | $^\circ\text{C}$ |

Note 1. FR-5 Board 1.0 x 0.75 x 0.062 in.

THERMAL CHARACTERISTICS

| Characteristic | Symbol | Value | Units |
|---|------------|-------|---------------------------|
| Thermal Resistance, Junction to Ambient | R_{thja} | 500 | $^\circ\text{C}/\text{W}$ |



ELECTRICAL CHARACTERISTICS

T_j = 25°C Unless otherwise noted

| Parameter | Symbol | Conditions | Min | Typ | Max | Units |
|--------------------------|----------------|------------------------|-----|-----|------|-------|
| Forward Voltage (Note 2) | V _F | I _F = 200mA | - | - | 0.36 | V |
| | | I _F = 500mA | - | - | 0.47 | |
| Reverse Leakage Current | I _R | V _R = 20V | - | - | 100 | uA |
| Total Capacitance | C _T | 0Vdc Bias, f = 1 MHz | - | 57 | 68 | pF |

Note 2. Short duration pulse test to avoid self-heating effect

TYPICAL CHARACTERISTIC CURVES

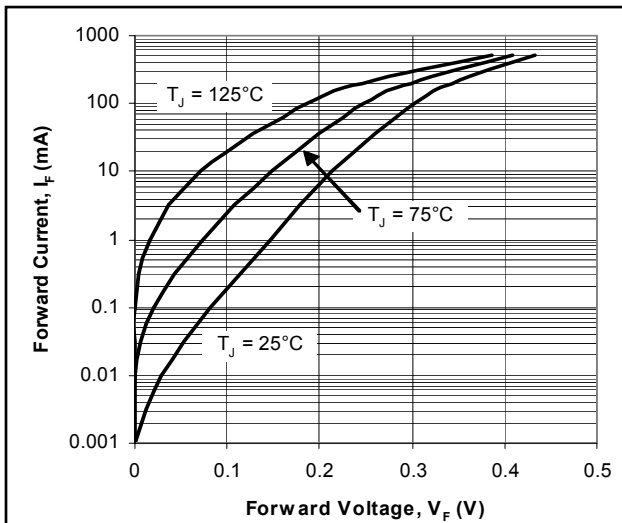


Fig. 2. Typical Forward Characteristics

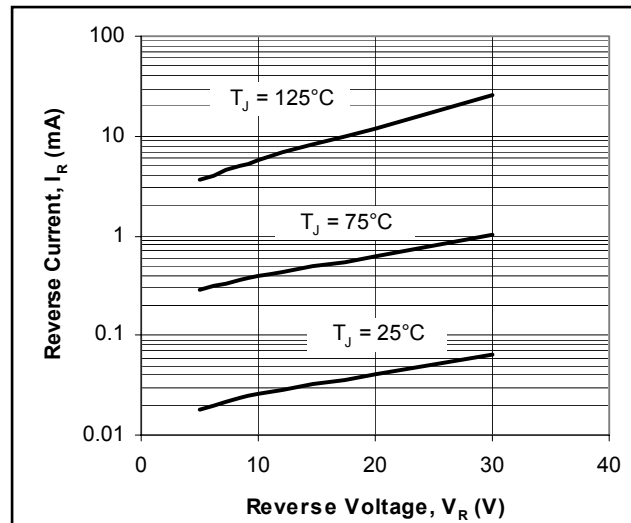


Fig. 3. Typical Reverse Characteristics

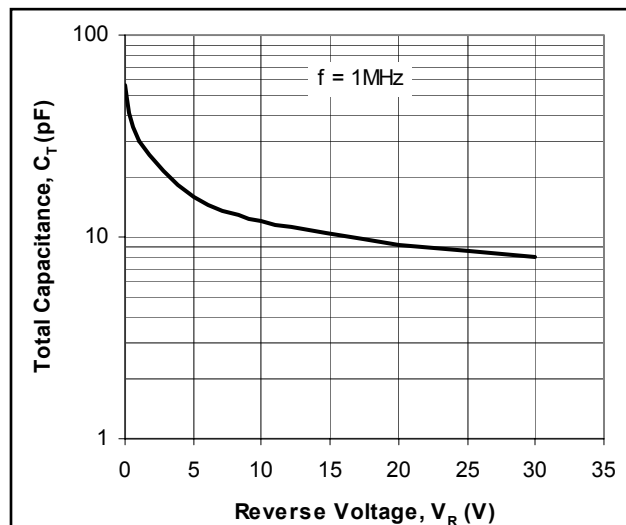
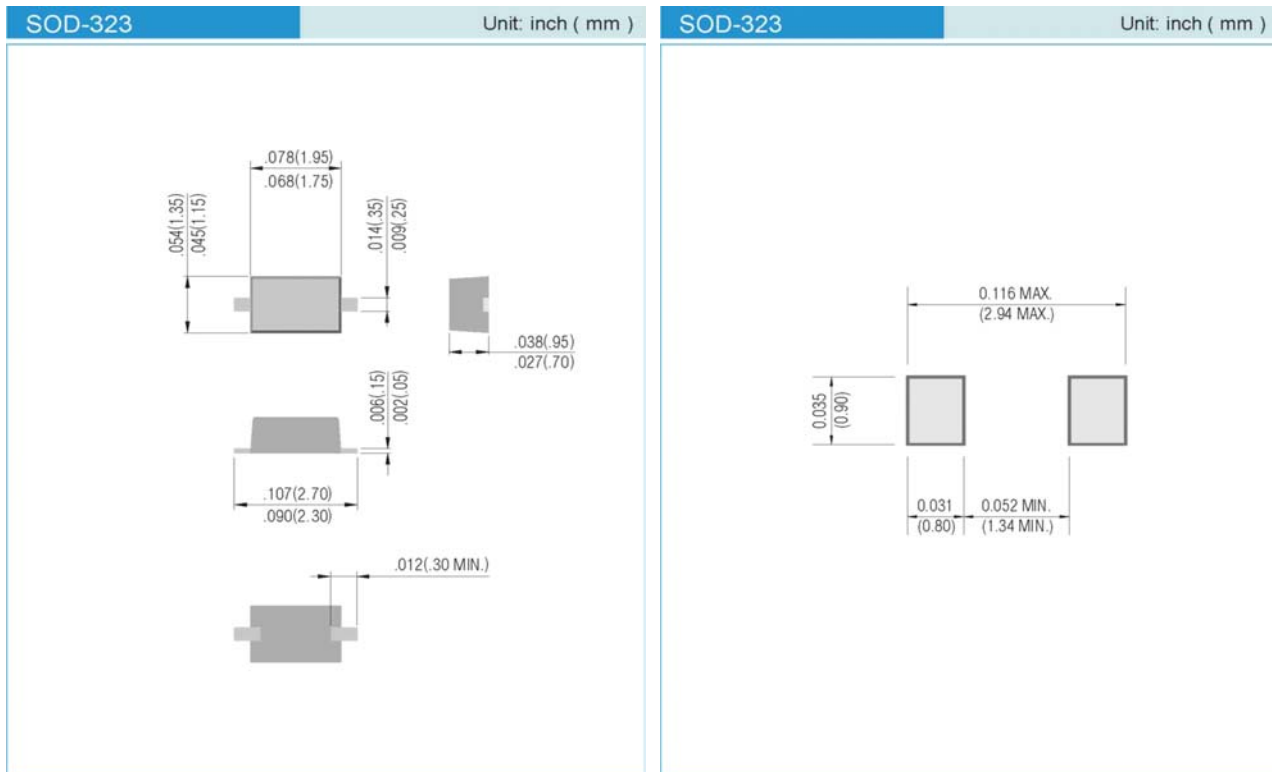


Fig. 4. Typical Capacitance



PACKAGE LAYOUT AND SUGGESTED PAD DIMENSIONS



ORDERING INFORMATION

RB551V30 T/R7 - 7" reel, 3K units per reel

RB551V30 T/R13 - 13" reel, 10K units per reel

Copyright PanJit International, Inc 2005

The information presented in this document is believed to be accurate and reliable. The specifications and information herein are subject to change without notice. Pan Jit makes no warranty, representation or guarantee regarding the suitability of its products for any particular purpose. Pan Jit products are not authorized for use in life support devices or systems. Pan Jit does not convey any license under its patent rights or rights of others.