

阅读申明

- 1.本站收集的数据手册和产品资料都来自互联网，版权归原作者所有。如读者和版权方有任何异议请及时告之，我们将妥善解决。
- 2.本站提供的中文数据手册是英文数据手册的中文翻译，其目的是协助用户阅读，该译文无法自动跟随原稿更新，同时也可能存在翻译上的不当。建议读者以英文原稿为参考以便获得更精准的信息。
- 3.本站提供的产品资料，来自厂商的技术支持或者使用者的心得体会等，其内容可能存在描述上的差异，建议读者做出适当判断。
- 4.如需与我们联系，请发邮件到marketing@iczoom.com，主题请标有“数据手册”字样。

Read Statement

1. The datasheets and other product information on the site are all from network reference or other public materials, and the copyright belongs to the original author and original published source. If readers and copyright owners have any objections, please contact us and we will deal with it in a timely manner.
2. The Chinese datasheets provided on the website is a Chinese translation of the English datasheets. Its purpose is for reader's learning exchange only and do not involve commercial purposes. The translation cannot be automatically updated with the original manuscript, and there may also be improper translations. Readers are advised to use the English manuscript as a reference for more accurate information.
3. All product information provided on the website refer to solutions from manufacturers' technical support or users the contents may have differences in description, and readers are advised to take the original article as the standard.
4. If you have any questions, please contact us at marketing@iczoom.com and mark the subject with "Datasheets" .

High Pass Filter

50Ω 4250 to 10000 MHz

HFCN-3800+ HFCN-3800



Maximum Ratings

Operating Temperature	-55°C to 100°C
Storage Temperature	-55°C to 100°C
RF Power Input*	7W max. at 25°C

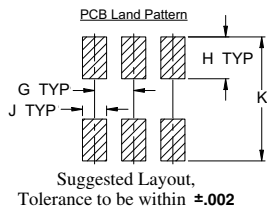
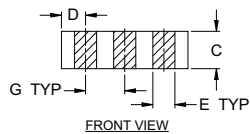
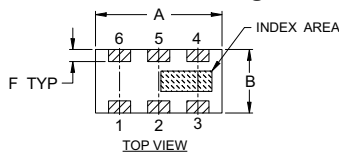
*Passband rating, derate linearly to 3W at 100°C ambient.

Pin Connections

RF IN	1**
RF OUT	3**
GROUND	2,4,5,6

**RF IN & RF OUT can be interchanged

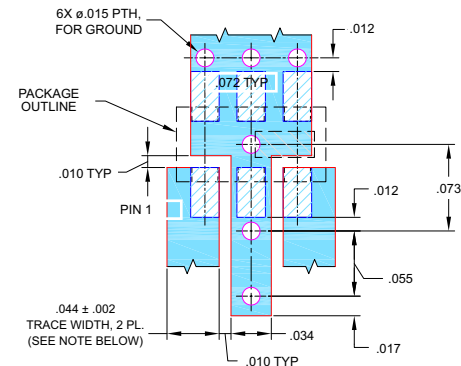
Outline Drawing



Outline Dimensions (inch/mm)

A	B	C	D	E	F	G	H	J	K	wt.
.126	.063	.035	.024	.022	.012	.039	.042	.024	.123	grams
3.20	1.60	0.89	0.61	0.56	0.30	0.99	1.07	0.61	3.12	.02

Demo Board MCL P/N: TB-285
Suggested PCB Layout(PL-158)



NOTES:

- TRACE WIDTH IS SHOWN FOR ROGERS RO4350B WITH DIELECTRIC THICKNESS .020" ± .0015". COPPER: 1/2 OZ. EACH SIDE. FOR OTHER MATERIALS TRACE WIDTH MAY NEED TO BE MODIFIED.
 - BOTTOM SIDE OF THE PCB IS CONTINUOUS GROUND PLANE.
- DENOTES PCB COPPER LAYOUT WITH SMOBC (SOLDER MASK OVER BARE COPPER)
 DENOTES COPPER LAND PATTERN FREE OF SOLDER MASK

Features

- Low Cost
- Small size
- 5 sections
- Temperature stable
- Excellent power handling, 7W
- DC block in/out, breakdown voltage, 1kV typ.
- Hermetically sealed
- Patent pending

Application

- Sub-harmonic rejection and DC blocking
- Transmitters/Receivers

CASE STYLE: FV1206-1

Model	Price	Qty.
HFCN-3800+	\$2.49	(10-49)
HFCN-3800	\$2.49	(10-49)
HFCN-3800D+	\$2.99	(10-49)
HFCN-3800D	\$2.99	(10-49)

+ RoHS compliant in accordance with EU Directive (2002/95/EC)

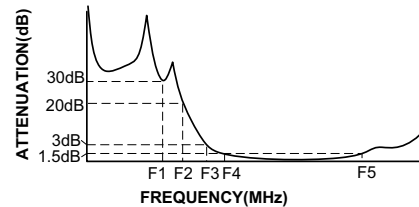
The +Suffix identifies RoHS Compliance. See our web site for RoHS Compliance methodologies and qualifications.

High Pass Filter Electrical Specifications¹ (T_{AMB} = 25°C)

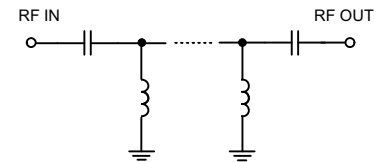
STOPBAND (MHz)		f _{co} , MHz	PASSBAND (MHz)		VSWR	POWER INPUT	NO. OF SECTIONS
(Loss>30dB)	(Loss>20dB)	Nom.	(Loss<1.5dB)	(Loss<2dB)	Typ.	(W)	
Typ.	Min.	Typ.	Max.	Max.	Stopband Frequency (MHz)	Max.	
DC-F1	DC-F2	F3	F4-F5		1.5:1		
DC-3100	DC-3200	3800	4500-9000	4250-10000	20:1	3950-10000	7

1. For Applications requiring DC voltage to be applied to the input or output, use HFCN-3800D (DC Resistance to ground is 100 Mohms min.)

Typical Frequency Response



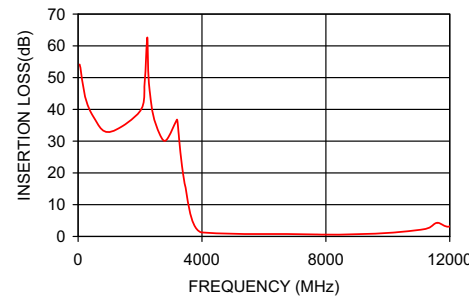
Electrical Schematic



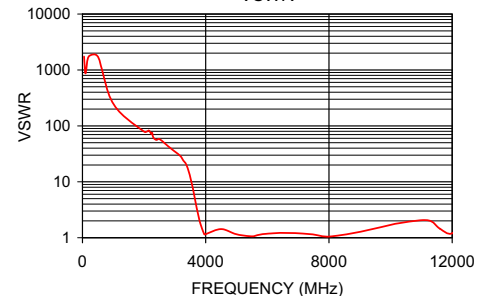
Typical Performance Data at 25°C

Frequency (MHz)	Insertion Loss (dB)	VSWR (:1)
50	54.14	1737.18
500	37.58	1737.18
1500	32.52	108.58
3100	33.38	31.60
3200	36.68	28.03
3400	19.19	18.90
3550	10.63	9.33
3800	2.59	2.00
3950	1.41	1.16
4250	1.14	1.45
4500	1.02	1.43
7000	0.72	1.22
9000	0.68	1.28
10000	1.13	1.70
11330	2.71	1.96
12000	3.15	1.70

HFCN-3800
INSERTION LOSS



HFCN-3800
VSWR



P.O. Box 350166, Brooklyn, New York 11235-0003 (718) 934-4500 Fax (718) 332-4661 For detailed performance specs & shopping online see Mini-Circuits web site



The Design Engineers Search Engine Provides ACTUAL Data Instantly From MINI-CIRCUITS At: www.minicircuits.com

RF/IF MICROWAVE COMPONENTS