

阅读申明

- 1.本站收集的数据手册和产品资料都来自互联网，版权归原作者所有。如读者和版权方有任何异议请及时告之，我们将妥善解决。
- 2.本站提供的中文数据手册是英文数据手册的中文翻译，其目的是协助用户阅读，该译文无法自动跟随原稿更新，同时也可能存在翻译上的不当。建议读者以英文原稿为参考以便获得更精准的信息。
- 3.本站提供的产品资料，来自厂商的技术支持或者使用者的心得体会等，其内容可能存在描述上的差异，建议读者做出适当判断。
- 4.如需与我们联系，请发邮件到marketing@iczoom.com，主题请标有“数据手册”字样。

Read Statement

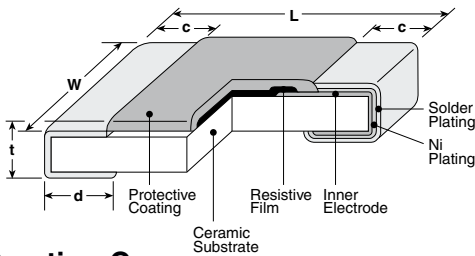
1. The datasheets and other product information on the site are all from network reference or other public materials, and the copyright belongs to the original author and original published source. If readers and copyright owners have any objections, please contact us and we will deal with it in a timely manner.
2. The Chinese datasheets provided on the website is a Chinese translation of the English datasheets. Its purpose is for reader's learning exchange only and do not involve commercial purposes. The translation cannot be automatically updated with the original manuscript, and there may also be improper translations. Readers are advised to use the English manuscript as a reference for more accurate information.
3. All product information provided on the website refer to solutions from manufacturers' technical support or users the contents may have differences in description, and readers are advised to take the original article as the standard.
4. If you have any questions, please contact us at marketing@iczoom.com and mark the subject with "Datasheets" .



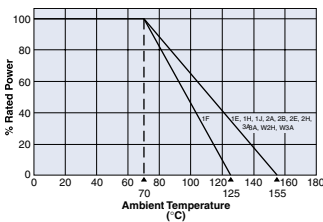
features

- Marking: 1F, 1H: no marking, black body
1E: blue body, no marking
1J: three-digit black marking (E-24 only)
on blue protective coat. 2A ~ 3A four-digit
black marking on blue protective coat.
- Products with lead-free terminations meet EU RoHS requirements. EU RoHS regulation is not intended for Pb-glass contained in electrode, resistor element and glass.
- AEC-Q200 Qualified: 0201 (1H), 0402 (1E), 0603 (1J), 0805 (2A), 1206 (2B), 1210 (2E), 2010 (2H/W2H), 2512 (3A/W3A/W3A2)

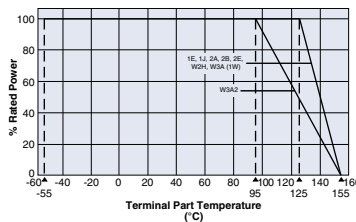
dimensions and construction



Derating Curve



For resistors operated at an ambient temperature of 70°C or above, a power rating shall be derated in accordance with the above derating curve.



For resistors operated at a terminal part temperature of described for each size or above, a power rating shall be derated in accordance with the above derating curve. Please refer to "Introduction of the derating curve based on the terminal part temperature" in the beginning of our catalog before use.

Type* (Inch Size Code)	Dimensions inches (mm)				
	L	W	c	d	t
1F (01005)	.016±.0008 (0.4±0.02)	.008±.0008 (0.2±0.02)	.004±.001 (0.1±0.03)	.004±.001 (0.11±0.03)	.005±.0008 (0.13±0.02)
1H (0201)	.024±.001 (0.6±0.03)	.012±.001 (0.3±0.03)	.004±.002 (0.1±0.05)	.006±.002 (0.15±0.05)	.009±.001 (0.23±0.03)
1E (0402)	.039 ^{+0.004} _{-0.002} (1.0 ^{+0.1} _{-0.05})	.02±.002 (0.5±0.05)	.008±.004 (0.2±0.1)	.01 ^{+0.002} _{-0.004} (0.25 ^{+0.05} _{-0.1})	.014±.002 (0.35±0.05)
1J (0603)	.063±.008 (1.6±0.2)	.031±.004 (0.8±0.1)	.012±.004 (0.3±0.1)	.012±.004 (0.3±0.1)	.018±.004 (0.45±0.1)
2A (0805)	.079±.008 (2.0±0.2)	.049±.004 (1.25±0.1)	.016±.008 (0.4±0.2)	.012 ^{+0.008} _{-0.004} (0.3 ^{+0.2} _{-0.1})	.02±.004 (0.5±0.1)
2B (1206)	.126±.008 (3.2±0.2)	.063±.008 (1.6±0.2)	.02±.012 (0.5±0.3)	.016 ^{+0.008} _{-0.004} (0.4 ^{+0.2} _{-0.1})	.024±.004 (0.6±0.1)
2E (1210)	.102±.008 (2.6±0.2)	.098±.008 (2.5±0.2)			
2H (2010)	.197±.008 (5.0±0.2)	.098±.008 (2.5±0.2)	.02±.012 (0.5±0.3)	.016 ^{+0.008} _{-0.004} (0.4 ^{+0.2} _{-0.1})	.024±.004 (0.6±0.1)
W2H (2010)	.248±.008 (6.3±0.2)	.122±.008 (3.1±0.2)			
3A (2512)	.248±.008 (6.3±0.2)	.122±.008 (3.1±0.2)	.02±.012 (0.5±0.3)	.016 ^{+0.008} _{-0.004} (0.4 ^{+0.2} _{-0.1})	.024±.004 (0.6±0.1)
W3A/W3A2 (2512)	.248±.008 (6.3±0.2)	.122±.008 (3.1±0.2)			

* Parentheses indicate EIA package size codes.

ordering information

New Part #	RK73H	2B	T	TD	1003	F
Type						
Size		1F 1H 1E 1J 2A 2B 2E W2H W3A 2H 3A New W3A2	Termination Material T: Sn (1F ~ W3A2) Contact factory for below options: L: SnPb (1E, 1J, 2A, 2B, 2E, 2H, 3A) G: Au (1E ~ 2A: 10Ω ~ 1MΩ)	Packaging TX: 01005 only: 4mm width - 1mm pitch plastic embossed TBL: 01005 only: 2mm pitch pressed paper TA: 0201 only: 1mm pitch pressed paper TC: 0201 only: 7" 2mm pitch pressed paper (TC: 10,000 pcs/reel, TCM: 15,000 pcs/reel) TCD: 0201 only: 10" 2mm pitch pressed paper TPD: 0402 only: 10" plastic embossed TPL: 0402 only: 2mm pitch punch paper TP: 0402, 0603, 0805: 7" 2mm pitch punch paper TD: 0603, 0805, 1206, 1210: 7" 4mm pitch punched paper TDD: 0603, 0805, 1206, 1210: 10" paper tape TE: 0805, 1206, 1210, 2010 & 2512: 7" embossed plastic TED: 0805, 1206, 1210, 2010 & 2512: 10" embossed plastic For further information on packaging, please refer to Appendix A	Nominal Resistance 3 significant figures + 1 multiplier "R" indicates decimal on value <100Ω	Tolerance D: ±0.5% F: ±1%



KOA SPEER ELECTRONICS, INC.

applications and ratings

RK73H

precision 0.5%, 1% tolerance
thick film chip resistor

Part Designation	Power Rating	Rated Ambient Temp.	Rated Terminal Part Temp.	T.C.R. (x10 ⁻⁶ /K)	Resistance Range		Maximum Working Voltage	Maximum Overload Voltage	Operating Temperature Range	
					D±0.5% E-24, E-96	F±1% E-24, E-96				
RK73H1F (01005)	0.03W	70°C	—	±200	—	100kΩ - 1MΩ ¹	20V	30V	-55°C to +125°C	
				±250	—	10Ω - 91kΩ ¹				
RK73H1H (0201)	0.05W		±200	10Ω - 1MΩ	10Ω - 10MΩ ¹	25V	50V			
			±400	—	1.0Ω - 9.1Ω ¹					
RK73H1E (0402)	0.1W		±100	10Ω - 1MΩ	10Ω - 1MΩ	50V	100V			
			±200	—	1.0Ω - 9.76Ω 1.02MΩ - 10MΩ					
RK73H1J (0603)	0.1W		±100	1.02kΩ - 1MΩ	1.02kΩ - 1MΩ	75V	100V			
				±200	—			1.02MΩ - 10MΩ		
RK73H1J (0603)	0.125W		±100	10Ω - 1kΩ	10Ω - 1kΩ	75V	100V			
				±200	—			1.0Ω - 9.76Ω		
RK73H2A (0805)	0.25W		70°C	—	±100	10Ω - 1MΩ	10Ω - 1MΩ	150V		200V
					±200	—	1.0Ω - 9.76Ω			
					±400	—	1.02MΩ - 10MΩ			
RK73H2B (1206)	0.25W		125°C	—	±100	10Ω - 1MΩ	10Ω - 1MΩ	200V		400V
		±200			—	1.0Ω - 9.76Ω 1.02MΩ - 5.6MΩ				
		±400			—	5.62MΩ - 10MΩ				
RK73H2E (1210)	0.5W	125°C	—	±100	10Ω - 1MΩ	10Ω - 1MΩ	200V	400V		
				±200	—	1.0Ω - 9.76Ω 1.02MΩ - 5.6MΩ				
				±400	—	5.62MΩ - 10MΩ				
RK73HW2H/2H (2010)	0.75W	125°C	—	±100	10Ω - 1MΩ	10Ω - 1MΩ	200V*	400V*		
				±200	—	1.0Ω - 9.76Ω 1.02MΩ - 5.6MΩ				
				±400	—	5.62MΩ - 10MΩ				
RK73HW3A/3A (2512)	1.0W	125°C	—	±100	10Ω - 1MΩ	10Ω - 1MΩ	200V*	400V*		
				±200	—	1.0Ω - 9.76Ω 1.02MΩ - 5.6MΩ				
				±400	—	5.62MΩ - 10MΩ				
NEW RK73HW3A2 (2512)	2.0W	—	95°C	±100	10Ω - 1MΩ	10Ω - 1MΩ	200V	400V		
				±200	—	1.0Ω - 9.76Ω 1.02MΩ - 5.6MΩ				
				±400	—	5.62MΩ - 10MΩ				

Rated voltage = $\sqrt{\text{Power rating} \times \text{resistance value}}$ or max. working voltage, whichever is lower
¹ 1F: 10-1MΩ; E-24, 1H: 1.0-9.1, 1M-10MΩ; E-24. If any questions arise whether to use the "Rated Ambient Temperature" or the "Rated Terminal Part Temperature," please give priority to the "Rated Terminal Part Temperature." Prior to use and for more details refer to "Introduction of the derating curves based on the terminal part temperature" in the beginning of the catalog.
 *Contact KOA prior to usage for Max. Working Voltage and Max. Overload Voltage. While using under high power, the temperature of the product may increase depending on the condition of heat dissipation from PCB. Be sure to check the terminal part temperature as well as precautions to use on delivery specification before use.

environmental applications Performance Characteristics

Parameter	Requirement ΔR (%+0.1Ω)		Test Method
	Limit	Typical	
Resistance	Within specified tolerance	—	25°C
T.C.R.	Within specified T.C.R.	—	+25°C/-55°C and +25°C/+125°C
Overload (Short time)	±2%	±1%: 1F ±0.5%: Another	Rated Voltage x 2.5 for 5 seconds (1E, 2B, W3A2: Rated Voltage x 2 for 5 seconds)
Resistance to Soldering Heat	±1%: 1F ~ W3A2 (10Ω ≤ R ≤ 1MΩ); ±3%: 1H ~ W3A2 (R < 10Ω, R > 1MΩ)	±0.5%: 1F ~ W3A2 (10Ω < R < 1MΩ); ±1%: 1H ~ W3A2 (R < 10Ω, R > 1MΩ)	260°C ± 5°C, 10 seconds ± 1 second
Rapid Change of Temperature	±1%: 1F ±0.5%: Another	±0.5%: 1F ±0.3%: Another	-55°C (30 minutes), +125°C (30 minutes), 100 cycles
Moisture Resistance	±2%: 1J, 2A, 2B ±3%: Another	±0.75%: 1J, 2A, 2B; ±1.5%: 1F, ±1%: Another	40°C ± 2°C, 90%-95% RH, 1000 hours, 1.5 hr ON, 0.5 hr OFF cycle
Endurance at 70°C	±2%: 1J, 2A, 2B ±3%: Another	±0.75%: 1J, 2A, 2B ±1%: Another	70°C ± 2°C, 1000 hours, 1.5 hr ON, 0.5 hr OFF cycle
High Temperature Exposure	±1%	±0.5%: 1F ±0.3%: Another	+125°C, 1000 hours: 1F; +155°C, 1000 hours: 1E, 1H, 1J, 2A, 2B, 2E, 2H/W2H, 3A/W3A/W3A2

Specifications given herein may be changed at any time without prior notice. Please confirm technical specifications before you order and/or use.

11/15/16

Mouser Electronics

Authorized Distributor

Click to View Pricing, Inventory, Delivery & Lifecycle Information:

KOA Speer:

[RK73H1ELTP2871F](#) [RK73H1JLTD1624F](#) [RK73H2BLTD8871F](#) [RK73H2HLTE2800F](#) [RK73H3ALTE1910F](#)
[RK73H2ALTD2940F](#) [RK73H1ELTP1300F](#) [RK73H1ETTP1301F](#) [RK73H2BLTDD1870F](#) [RK73H1ELTP6810F](#)
[RK73H2ALTDD5621F](#) [RK73H1JLTD63R4F](#) [RK73H2ALTD2942F](#) [RK73H2ALTD46R4F](#) [RK73H1JLTD86R6F](#)
[RK73H2ATTDD1472F](#) [RK73H1ELTP1303F](#) [RK73H2ATTDD1473F](#) [RK73H2ATTDD5622F](#) [RK73H2ALTD2372D](#)
[RK73H2ALTD2372F](#) [RK73H2BLTE6R81F](#) [RK73H2HLTE68R1F](#) [RK73H2ATTDD5620F](#) [RK73H2BLTE6492F](#)
[RK73H1ELTP3833F](#) [RK73H2ALTD61R9F](#) [RK73H2ALTD2373F](#) [RK73H2ALTD2944F](#) [RK73H2BLTD8450F](#)
[RK73H1ETTP6810F](#) [RK73H2BLTD8453F](#) [RK73H2ELTD4701F](#) [RK73H1JLTD3323F](#) [RK73H2ELTD2213F](#)
[RK73H1JLTD33R0F](#) [RK73H2BLTE4021F](#) [RK73H2ALTD2941F](#) [RK73H1ELTP6812F](#) [RK73H2ELTD2212F](#)
[RK73H2ELTD90R9F](#) [RK73H2ATTDD1470F](#) [RK73H2ALTD9101F](#) [RK73H2ALTD16R2F](#) [RK73H2ALTD1621F](#)
[RK73H3ALTE23R7F](#) [RK73H2ALTD9103F](#) [RK73H1ELTP3830F](#) [RK73H2ELTD2210F](#) [RK73H1ELTP3832F](#)
[RK73H2ELTD17R4F](#) [RK73H2ALTD2371F](#) [RK73H1JLTD5621D](#) [RK73H2BLTD8451F](#) [RK73H1JLTD2870F](#)
[RK73H1ELTP1301F](#) [RK73H2ALTD9102F](#) [RK73H1JLTD56R2F](#) [RK73H1JLTD5621F](#) [RK73H2ALTD5491F](#)
[RK73H2BLTE2741F](#) [RK73H2ALTE3920F](#) [RK73H2BLTD61R9F](#) [RK73H2BLTE2740F](#) [RK73H1ELTP66R5F](#)
[RK73H1JTTDD6192D](#) [RK73H2BTTE2741F](#) [RK73H2BLTE2743F](#) [RK73H2ELTD28R0F](#) [RK73H2BLTD46R4F](#)
[RK73H1JLTD8662F](#) [RK73H2BLTD4701F](#) [RK73H1JLTDD1000F](#) [RK73H2BLTD6042F](#) [RK73H1JLTD1050F](#)
[RK73H2ALTD8453F](#) [RK73H1ELTP9763F](#) [RK73H1JLTD1052F](#) [RK73H1JLTD8663F](#) [RK73H1JLTD8661F](#)
[RK73H1ELTP2153F](#) [RK73H1JLTDD1004F](#) [RK73H2BLTD90R9F](#) [RK73H1JLTD8660F](#) [RK73H1JLTD4752F](#)
[RK73H2BLTD2212F](#) [RK73H1JLTD1053F](#) [RK73H1JTTDD2R70F](#) [RK73H1JLTD1961F](#) [RK73H2BLTD1100F](#)
[RK73H1ELTP2493F](#) [RK73H2ATTDD2611F](#) [RK73H2ATTDD3483F](#) [RK73H2ALTD12R4F](#) [RK73H2HLTE1432F](#)
[RK73H3ALTE3321F](#) [RK73H3ALTE33R2F](#) [RK73H2ELTD12R1F](#) [RK73H2ALTDD3482F](#) [RK73H1JTTDD2873F](#)