

阅读申明

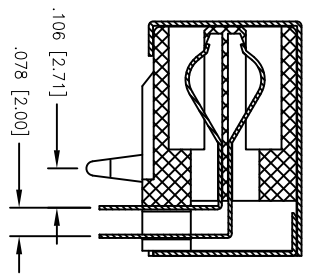
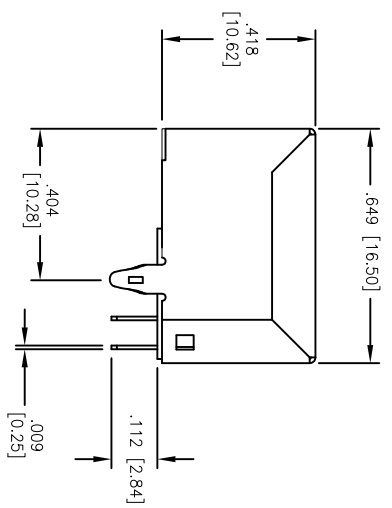
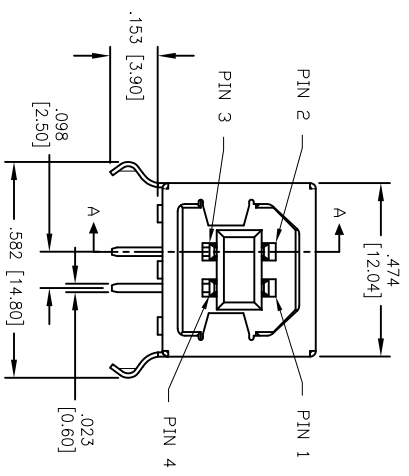
- 1.本站收集的数据手册和产品资料都来自互联网，版权归原作者所有。如读者和版权方有任何异议请及时告之，我们将妥善解决。
- 2.本站提供的中文数据手册是英文数据手册的中文翻译，其目的是协助用户阅读，该译文无法自动跟随原稿更新，同时也可能存在翻译上的不当。建议读者以英文原稿为参考以便获得更精准的信息。
- 3.本站提供的产品资料，来自厂商的技术支持或者使用者的心得体会等，其内容可能存在描述上的差异，建议读者做出适当判断。
- 4.如需与我们联系，请发邮件到marketing@iczoom.com，主题请标有“数据手册”字样。

Read Statement

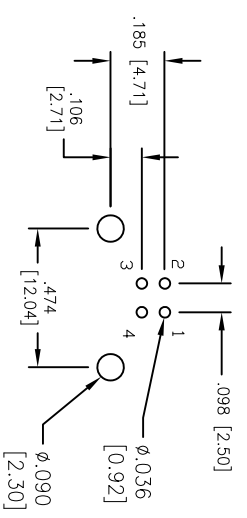
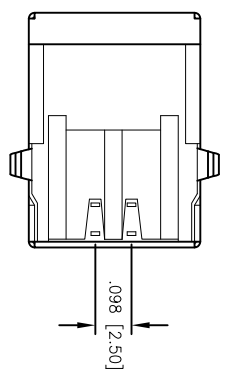
1. The datasheets and other product information on the site are all from network reference or other public materials, and the copyright belongs to the original author and original published source. If readers and copyright owners have any objections, please contact us and we will deal with it in a timely manner.
2. The Chinese datasheets provided on the website is a Chinese translation of the English datasheets. Its purpose is for reader's learning exchange only and do not involve commercial purposes. The translation cannot be automatically updated with the original manuscript, and there may also be improper translations. Readers are advised to use the English manuscript as a reference for more accurate information.
3. All product information provided on the website refer to solutions from manufacturers' technical support or users the contents may have differences in description, and readers are advised to take the original article as the standard.
4. If you have any questions, please contact us at marketing@iczoom.com and mark the subject with "Datasheets" .

APPROVED: _____ TITLE: _____
 DATE: _____

Rev	AWO #	Description	Date	Appr
-		RELEASED	12/30/04	
A		REDESIGN	9/1/05	
B		REDESIGN	12/28/05	
C		Added Contact Capacitance	5/11/09	



SECTION A-A



RECOMMENDED
PCB LAYOUT

SPECIFICATIONS:
Material:
 Insulator: PBT, glass filled, rated UL 94V-0
 Insulator color: Black
 Contacts: Phosphor Bronze
 Shell: Copper Alloy, Nickel plated
 Plating:
 Gold Flash over Nickel underplate on contact area,
 Tin over Copper underplate on PCB tails
Electrical:
 Operating voltage: 30 VAC max.
 Current rating: 1 Amp max.
 Contact resistance: 30 mohms max.
 Contact capacitance: 2pF max. between adjacent contacts.
 Dielectric withstanding voltage: 500 VAC for 1 minute
 Temperature Rating:
 Operating temperature: -20°C to +85°C
Environmental:
 Lead free, RoHS compliant.



UNLESS OTHERWISE SPECIFIED ALL DIMENSIONS ARE MM [INCHES] TOLERANCES: EXCEPT AS NOTED INCHES HOLES		ADAM TECH 909 Rahway Avenue, Union, NJ 07083 Phone: 908-687-5000 Fax: 908-687-5710	
.X ± .10 .XX ± .020 .XXX ± .015	ØX ± .10 ØXX ± .015 ØXXX ± .010	DATE	TITLE USB, TYPE B, SINGLE PORT, RIGHT ANGLE, THRU-HOLE, GOLD FLASH
APPROVALS DRAWN SS CHECKED APPROVED	11/29/05	SIZE X PART NO. USB-B-S-RA SCALE: NTS	REV. C SHEET 1 OF 1