

## 阅读申明

- 1.本站收集的数据手册和产品资料都来自互联网，版权归原作者所有。如读者和版权方有任何异议请及时告之，我们将妥善解决。
- 2.本站提供的中文数据手册是英文数据手册的中文翻译，其目的是协助用户阅读，该译文无法自动跟随原稿更新，同时也可能存在翻译上的不当。建议读者以英文原稿为参考以便获得更精准的信息。
- 3.本站提供的产品资料，来自厂商的技术支持或者使用者的心得体会等，其内容可能存在描述上的差异，建议读者做出适当判断。
- 4.如需与我们联系，请发邮件到marketing@iczoom.com，主题请标有“数据手册”字样。

## Read Statement














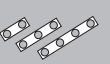



1. The datasheets and other product information on the site are all from network reference or other public materials, and the copyright belongs to the original author and original published source. If readers and copyright owners have any objections, please contact us and we will deal with it in a timely manner.
2. The Chinese datasheets provided on the website is a Chinese translation of the English datasheets. Its purpose is for reader's learning exchange only and do not involve commercial purposes. The translation cannot be automatically updated with the original manuscript, and there may also be improper translations. Readers are advised to use the English manuscript as a reference for more accurate information.
3. All product information provided on the website refer to solutions from manufacturers' technical support or users the contents may have differences in description, and readers are advised to take the original article as the standard.
4. If you have any questions, please contact us at marketing@iczoom.com and mark the subject with "Datasheets" .

Certain electrical and control systems require protection by fuses. The terminal has a hinged carrier that has a specially designed space for a cartridge type glass fuse of size Ø5 x 20 or Ø5 x 25 mm. The fuse can be engaged or disengaged by the movement of the carrier.

Altech fuse terminals are also available with light indication - CSFL 4U (L). A specially de-signed built-in circuit gives light indication in the event of fuse blow out.

† Fuses are sold separately Altech, see pages 23-24.

\*Add required voltage to part number as a suffix, i.e. CSFL4U(L)/24 for 24V DC

	<b>CSFL4U</b>		<b>CSFL4U(L)*</b>	
				
	† Fuse not included.		† Fuse not included.	
Terminal Width	8 mm		8 mm	
Height x Length	43 x 58 mm		43 x 58 mm	
Stripping Length	9.5 mm		9.5 mm	
Insulation Material	Polyamide 6.6		Polyamide 6.6	
Type of Connection	2 screw clamps		2 screw clamps	
LED Voltage			24V AC/DC, 48V AC/DC, 110V AC/DC, 220V AC, 300V AC	
Type of Fuse Used	Ø5x20, Ø5x25mm		Ø5x20, Ø5x25mm	
Approvals				
Wire Range	22-10 AWG		22-10 AWG	
Voltage Rating	600 V		600 V	
Current Rating	6.3 A		6.3 A	
Torque	7 lb-in		7 lb-in	
Other Approvals				
	<b>Cat. No.</b>	<b>Std. Pk.</b>	<b>Cat. No.</b>	<b>Std. Pk.</b>
<b>Terminal Block</b>	<b>CSFL4U</b>	100	<b>CSFL4U(L)*</b>	100
End Plate 	EPCSFL4U	50	EPCSFL4U	50
Isolation Partition 	PPCSFL4U	50	PPCSFL4U	50
DIN Rail for ordering information refer to page 72				
End Stop for ordering information refer to page 74 	CA602	100	CA602	100
Internal Jumper 	2 pole 3 pole 4 pole 10 pole			
Insulated Internal Jumper 	2 pole 3 pole 4 pole 10 pole			
Current Bars 	2 pole 3 pole 4 pole 10 pole 10 pole (breakable) 100 pole			
Shorting Sleeve & Screw 				
External Jumper 	2 pole 3 pole 4 pole 10 pole		2 pole 3 pole 4 pole 10 pole	
Marking Tags (MT Type) 	MT8 MT2	100 100	MT8 MT2	100 100

# Mouser Electronics

Authorized Distributor

Click to View Pricing, Inventory, Delivery & Lifecycle Information:

[Altech:](#)

[CSFL4U\(L\)/24](#) [CSFL4U](#)