

阅读申明


- 1.本站收集的数据手册和产品资料都来自互联网，版权归原作者所有。如读者和版权方有任何异议请及时告之，我们将妥善解决。
- 2.本站提供的中文数据手册是英文数据手册的中文翻译，其目的是协助用户阅读，该译文无法自动跟随原稿更新，同时也可能存在翻译上的不当。建议读者以英文原稿为参考以便获得更精准的信息。
- 3.本站提供的产品资料，来自厂商的技术支持或者使用者的心得体会等，其内容可能存在描述上的差异，建议读者做出适当判断。
- 4.如需与我们联系，请发邮件到marketing@iczoom.com，主题请标有“数据手册”字样。

Read Statement

1. The datasheets and other product information on the site are all from network reference or other public materials, and the copyright belongs to the original author and original published source. If readers and copyright owners have any objections, please contact us and we will deal with it in a timely manner.
2. The Chinese datasheets provided on the website is a Chinese translation of the English datasheets. Its purpose is for reader's learning exchange only and do not involve commercial purposes. The translation cannot be automatically updated with the original manuscript, and there may also be improper translations. Readers are advised to use the English manuscript as a reference for more accurate information.
3. All product information provided on the website refer to solutions from manufacturers' technical support or users the contents may have differences in description, and readers are advised to take the original article as the standard.
4. If you have any questions, please contact us at marketing@iczoom.com and mark the subject with "Datasheets" .

10BASE-T Isolation Modules

16 Pin SOIC Package 10BASE-T Transformers



Product Features:

- Standard series of 16 Pin SOIC Isolation Modules to meet the isolation and impedance matching requirements of IEEE 802.3 for 10BASE-T
- 100% Compliance Testing
- 1500Vrms Hi-Pot
- Patented Open Frame Construction
- UL/EN60950 Recognized

Part Number	Turns Ratio $\pm 3\%$ (1-3:16-14) / (6-8:11-9)	PRI OCL (μH)	PRI/SEC Cw/w (μF max)	PRI LL (μH max)	Schematic	Temp Range	RoHS ¹
TG04-1006N1LF	(1CT:1CT) / (1CT:1CT)	100 Typ	9	0.4	A	0 to +70°C	Pb-Free
TG04-1006N1RL	(1CT:1CT) / (1CT:1CT)	100 Typ	9	0.4	A	0 to +70°C	RoHS (7a)
TG04-2006N1LF	(1CT:1CT) / (1CT:1CT)	200 Typ	15	0.3	A	-40 to +85°C	Pb-Free
TG04-2006N1RL	(1CT:1CT) / (1CT:1CT)	200 Typ	15	0.3	A	-40 to +85°C	RoHS (7a)
TG41-2006NLF	(1CT:1CT) / (1CT:2.5CT)	200/35 Min	15	0.4	B	-40 to +85°C	Pb-Free
TG41-2006NRL	(1CT:1CT) / (1CT:2.5CT)	200/35 Min	15	0.4	B	-40 to +85°C	RoHS (7a)
TG42-1406N1LF	(1CT:1CT) / (1CT:1.41CT)	140 Typ	15	0.4	A	0 to +70°C	Pb-Free
TG42-1406N1RL	(1CT:1CT) / (1CT:1.41CT)	140 Typ	15	0.4	A	0 to +70°C	RoHS (7a)
TG43-1406NLF	(1CT:1CT) / (1CT:1.41CT)	140 Typ	15	0.4	B	0 to +70°C ²	Pb-Free
TG43-1406NRL	(1CT:1CT) / (1CT:1.41CT)	140 Typ	15	0.4	B	0 to +70°C ²	RoHS (7a)
TG62-1006N1LF	(2CT:1CT) / (1CT:1CT)	150 Min	10	0.6	A	0 to +70°C	Pb-Free
TG62-1006N1RL	(2CT:1CT) / (1CT:1CT)	150 Min	10	0.6	A	0 to +70°C	RoHS (7a)
TG66-1006NLF	(2CT:1CT) / (1CT:1CT)	150 Min	10	0.9	B	0 to +70°C	Pb-Free
TG66-1006NRL	(2CT:1CT) / (1CT:1CT)	150 Min	10	0.9	B	0 to +70°C	RoHS (7a)
TG74-1406N1LF	(1CT:1CT) / (1CT:2CT)	140/25 Typ	15	0.4	A	-40 to +85°C	Pb-Free
TG74-1406N1RL	(1CT:1CT) / (1CT:2CT)	140/25 Typ	15	0.4	A	-40 to +85°C	RoHS (7a)
TG75-1406NLF	(1CT:1CT) / (1CT:2CT)	140/25 Typ	15	0.4	B	-40 to +85°C	Pb-Free
TG75-1406NRL	(1CT:1CT) / (1CT:2CT)	140/25 Typ	15	0.4	B	-40 to +85°C	RoHS (7a)
TG81-1006NLF	(1CT:1CT) / (1CT:1CT)	100 Typ	9	0.3	B	0 to +70°C	Pb-Free
TG81-1006NRL	(1CT:1CT) / (1CT:1CT)	100 Typ	9	0.3	B	0 to +70°C	RoHS (7a)
TG84-2006N1LF	(1CT:2CT) / (1CT:1CT)	50/200 Min	11	0.15	A	-40 to +85°C	Pb-Free
TG84-2006N1RL	(1CT:2CT) / (1CT:1CT)	50/200 Min	11	0.15	A	-40 to +85°C	RoHS (7a)
TG86-2006NLF	(1CT:2CT) / (1CT:1CT)	50/200 Min	11	0.3	B	-40 to +85°C	Pb-Free
TG86-2006NRL	(1CT:2CT) / (1CT:1CT)	50/200 Min	11	0.3	B	-40 to +85°C	RoHS (7a)
TG92-2006N1LF	(1CT:1CT) / (1CT:2.5CT)	200/35 Min	15	0.4	A	-40 to +85°C	Pb-Free
TG92-2006N1RL	(1CT:1CT) / (1CT:2.5CT)	200/35 Min	15	0.4	A	-40 to +85°C	RoHS (7a)

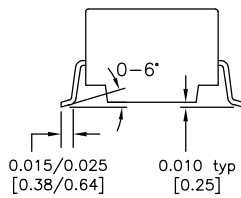
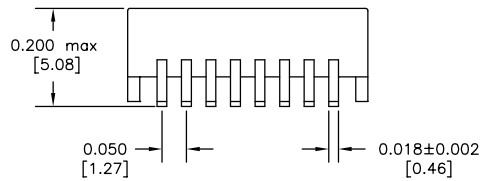
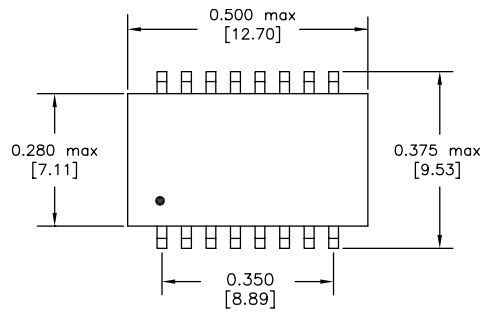
Notes:

1. Pb-Free parts are RoHS 6/6 compliant. RoHS (7a) parts contain lead per exemption 7a which is set to expire in July 2016.
2. TG43-1406NRL can be operated in -40 to +85°C environment when using the Cirrus Logic CS8900A-IQ (5V) Transceiver.
3. Parts with RL suffix are not recommended for new designs.
4. Please contact the factory or your local representative for individual datasheets or additional information.

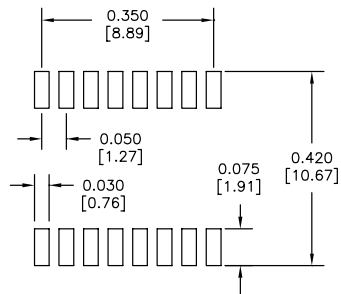
For additional information contact your [local representative](#), or HALO's support staff at (650) 903-3800 or info@haloelectronics.com

10BASE-T Isolation Modules

Package N/N1

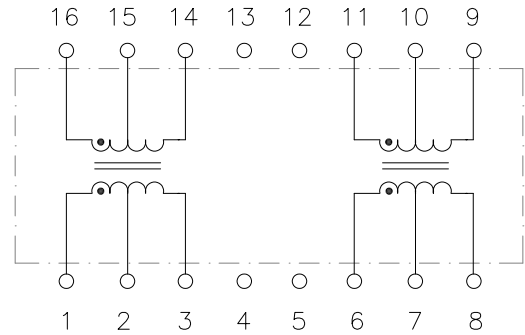


Dimensions: inch [mm]
Co-Planarity: 0.004 [0.10]

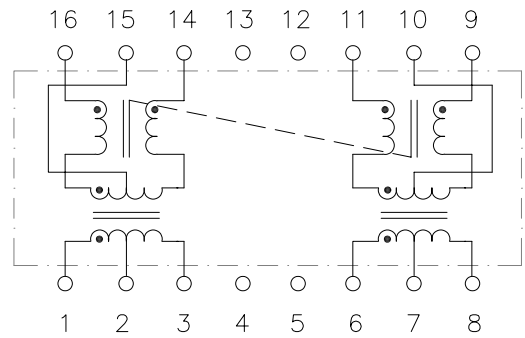


Recommended
Solder Pad Layout

Schematic A



Schematic B



US Patent Numbers

5,656,985 6,297,721 B1
6,297,720 B1 6,320,489 B1
6,344,785 B1 6,662,431 B1

HALO
ELECTRONICS, INC.

2880 Lakeside Drive #116
Santa Clara, CA 95054
(650) 903-3800

www.haloelectronics.com

HALO® Electronics is a leading supplier of high quality communication magnetics including signal transformers, filters, CMR chokes, PoE power transformers, DC/DC isolation modules, and integrated Ethernet connectors. HALO's high quality and competitively priced leading edge technology solutions are manufactured in ISO9001 and ISO14001 factories.

© Copyright 2015 HALO Electronics, Inc. All rights reserved.

Revised 08/2015REVB. Download the latest version at www.haloelectronics.com/pdf/smd10baset.pdf

Mouser Electronics

Authorized Distributor

Click to View Pricing, Inventory, Delivery & Lifecycle Information:

HALO Electronics:

[TG43-1406NRL](#) [TG66-1006NRL](#) [TG42-1406N1RL](#) [TG81-1006NRL](#) [TG62-1006N1RL](#) [TG84-2006N1RL](#) [TG04-1006N1RL](#) [TG04-2006N1RL](#) [TG92-2006N1RL](#) [TG75-1406NRL](#) [TG74-1406N1RL](#) [TG41-2006NRL](#) [TG74-1406N1RLTR](#) [TG43-1406NRLTR](#) [TG75-1406NRLTR](#) [TG84-2006N1RLTR](#) [TG04-2006N1RLTR](#) [TG66-1006NRLTR](#) [TG42-1406N1RLTR](#) [TG92-2006N1RLTR](#) [TG04-1006N1RLTR](#) [TG62-1006N1RLTR](#) [TG86-2006NRL](#) [TG41-2006NRLTR](#) [TG81-1006NRLTR](#) [TG86-2006NRLTR](#) [TG42-1406N1LFTR](#) [TG42-1406N1LF](#)