

阅读申明

- 1.本站收集的数据手册和产品资料都来自互联网，版权归原作者所有。如读者和版权方有任何异议请及时告之，我们将妥善解决。
- 2.本站提供的中文数据手册是英文数据手册的中文翻译，其目的是协助用户阅读，该译文无法自动跟随原稿更新，同时也可能存在翻译上的不当。建议读者以英文原稿为参考以便获得更精准的信息。
- 3.本站提供的产品资料，来自厂商的技术支持或者使用者的心得体会等，其内容可能存在描述上的差异，建议读者做出适当判断。
- 4.如需与我们联系，请发邮件到marketing@iczoom.com，主题请标有“数据手册”字样。

Read Statement


1. The datasheets and other product information on the site are all from network reference or other public materials, and the copyright belongs to the original author and original published source. If readers and copyright owners have any objections, please contact us and we will deal with it in a timely manner.
2. The Chinese datasheets provided on the website is a Chinese translation of the English datasheets. Its purpose is for reader's learning exchange only and do not involve commercial purposes. The translation cannot be automatically updated with the original manuscript, and there may also be improper translations. Readers are advised to use the English manuscript as a reference for more accurate information.
3. All product information provided on the website refer to solutions from manufacturers' technical support or users the contents may have differences in description, and readers are advised to take the original article as the standard.
4. If you have any questions, please contact us at marketing@iczoom.com and mark the subject with "Datasheets" .

Model 67

3/8" Square

Multiturn

Cermet Trimming Potentiometer



ELECTRICAL

Standard Resistance Range	10 Ohms to 2 Megohms
Standard Resistance Tolerance	±10% (<100 Ohms = ±20%)
Input Voltage	200 Vdc Max. or rms not to exceed power rating
Slider Current	100 mA Max. or within rated power, whichever is less
Power Rating	0.5 Watts at 85°C derating to 0 at 125°C
End Resistance	2 Ohms Max.
Actual Electrical Travel	20 turns nominal
Dielectric Strength	900 Vrms
Insulation Resistance	1,000 Megohms Min.
Resolution	Essentially infinite
Contact Resistance Variation	1% or 1 Ohm Max., whichever is greater

ENVIRONMENTAL

Seal	85°C Fluorinert® (No Leaks)
Temperature Coefficient	±100 ppm/°C (<100 Ohms = ±250 ppm/°C)
Operating Temperature Range	-55°C to +125°C
Thermal Shock	Five cycles -55°C to +125°C (1% ΔRT, 1% ΔVR)
Moisture Resistance	Ten 24 hour cycles (1% ΔRT, IR 1,000 Megohms Min.)
Shock	6 ms sawtooth, 100 G's (1% ΔRT, 1% ΔVR)
Vibration	20 G's, 10 to 2,000 Hz (1% ΔRT, 1% ΔVR)
High Temperature Exposure	250 hours at 125°C (2% ΔRT, 2% ΔVR)
Rotational Life	200 cycles (3% ΔRT)
Load Life	1,000 hours at 70°C & 0.5 Watts (2% ΔRT)
Resistance to Solder Heat	260°C for 10 sec. (1% ΔRT)

MECHANICAL

Mechanical Stops	Clutch action, both ends
Torque, Starting	5 oz.-in. Max. (0.035 N-m)
Weight	0.04 oz. nominal (1.1 grams)

*Specifications subject to change without notice.
Fluorinert® is a registered trademark of 3M Company.*

Model 67

PACKAGING

Standard (no code): Boxes. Capacity = 100 units for 67W. 50 units for all other pin styles.

Option (TR code, available for 67W & 67X only): Tape & Reel. All units oriented with #1 pin to the right of the direction of feed.

Tape	Width =	18 mm
	Sprocket =	Single hole, 0.050" spacing
	Capacity =	1,000 units
	Seat plane to centerline of sprocket hole =	0.71" (18 mm)
Reel	Diameter =	14" (363 mm)

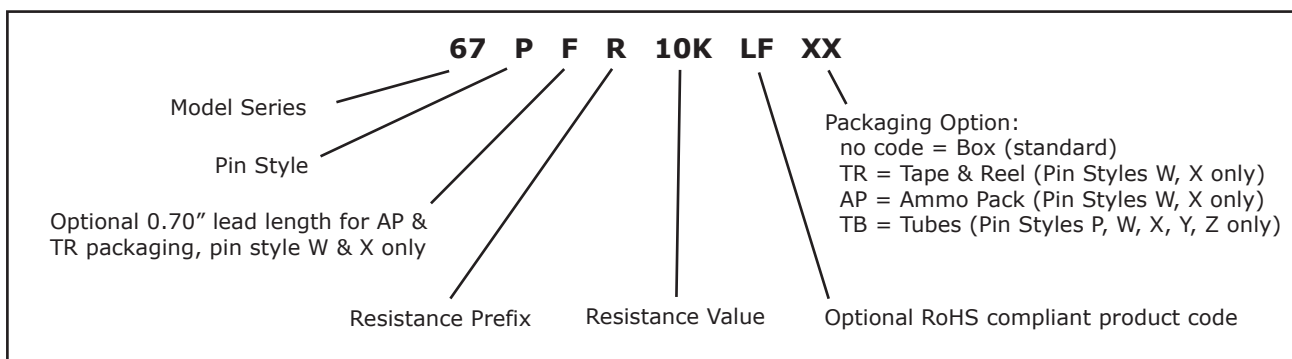
Option (AP code, available for 67W & 67X only): Ammo Pack. All units oriented with #1 pin to the right of the direction of feed.

Ammo	Tape Fold =	12" (305 mm)
	Box =	1.8" x 13" x 10" (46 mm x 330 mm x 254 mm)

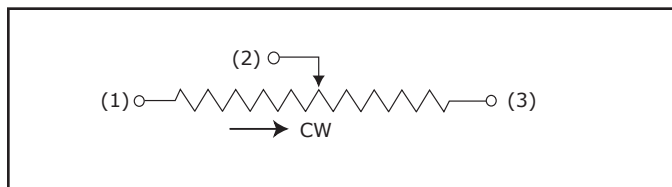
Option (TB code): Tubes. All units oriented with #1 pin to same side. Tube capacity = 50 units.

	Pin Style	P	W, Y	X, Z
Dimensions	Width =	0.57"	0.28"	0.28"
	Height =	0.66"	0.93"	0.93"
	Length =	20.9"	20.6"	24.4"

ORDERING INFORMATION



CIRCUIT DIAGRAM



STANDARD RESISTANCE VALUES

10	200	5K	50K	500K
20	500	10K	100K	1Meg
50	1K	20K	200K	2Meg
100	2K	25K	250K	

BI Technologies Corporation

4200 Bonita Place, Fullerton, CA 92835 USA

Phone: 714 447 2345 Website: www.bitechnologies.com

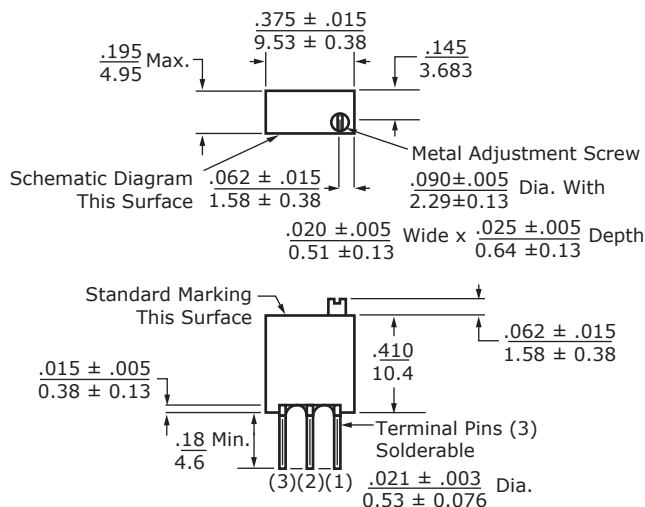
July 5, 2012



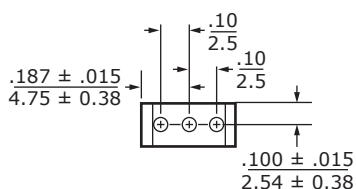
Model 67

TOP ADJUSTMENT

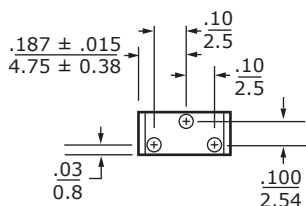
Model 67W & 67Y



Model 67W

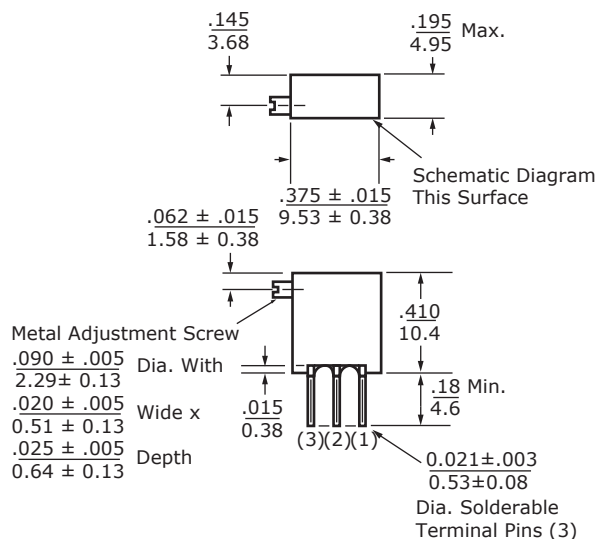


Model 67Y

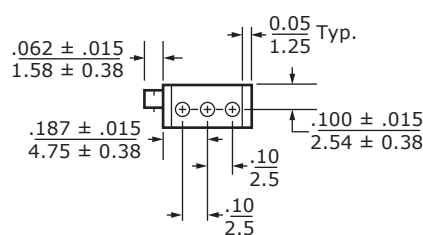


SIDE ADJUSTMENT

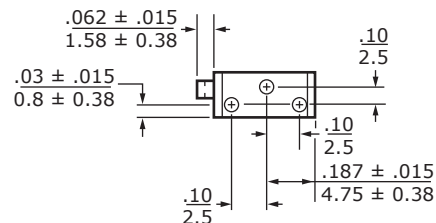
Model 66X & 67Z



Model 67X

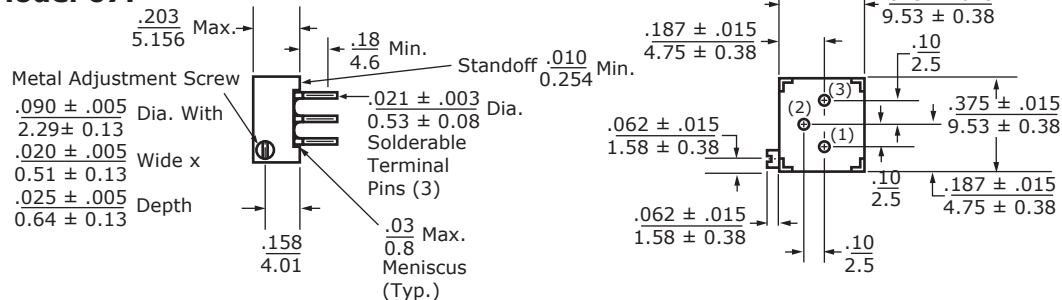


Model 67Z



SIDE ADJUSTMENT

Model 67P



Mouser Electronics

Authorized Distributor

Click to View Pricing, Inventory, Delivery & Lifecycle Information:

BI Technologies:

[67WR2MLF](#) [67XR1MLF](#)

TT Electronics:

[67WR20K](#) [67WR25K](#) [67WR50K](#) [67XR100KLF](#) [67XR100LF](#) [67XR10KLF](#) [67XR1KLF](#) [67XR25KLF](#) [67WR10KLF](#)
[67PR1MEGLFTB](#) [67WR1MEGLF](#) [67XR25KLFTB](#) [67YR100KLFTB](#) [67YR10KLFTB](#) [67YR200KLFTB](#) [67YR20KLFTB](#)
[67YR2MEGLF](#) [67YR50KLFTB](#) [67ZR10KLF](#) [67ZR5KLF](#) [67WR20LF](#) [67XR50KLF](#) [67YR50KLF](#) [67WR20KLF](#)
[67PR20KLF](#) [67WR10LF](#) [67YR50LF](#) [67WR1KLF](#) [67WR200KLF](#) [67YR200KLF](#) [67PR200KLF](#) [67XR200KLF](#)
[67WR1MLF](#) [67WR200LF](#) [67PR200LF](#) [67WR2KLF](#) [67YR500LF](#) [67XR500LF](#) [67PR250KLF](#) [67XR250KLF](#)
[67WR250KLF](#) [67YR250KLF](#) [67PR1MLF](#) [67YR20LF](#) [67WR50KLF](#) [67PR50KLF](#) [67XR200LF](#) [67YR200LF](#)
[67WR25KLF](#) [67PR25KLF](#) [67PR1KLF](#) [67YR10LF](#) [67PR100LF](#) [67WR100LF](#) [67PR10LF](#) [67YR2KLF](#) [67YR1MLF](#)
[67YR1KLF](#) [67PR500LF](#) [67WR500LF](#) [67WR50LF](#) [67YR20KLF](#) [67XR20KLF](#) [67PR10KLF](#) [67PR50LF](#) [67XR50LF](#)
[67XR2MLF](#) [67PR2KLF](#) [67YR10KLF](#) [67XR500KLF](#) [67YR500KLF](#) [67PR500KLF](#) [67WR500KLF](#) [67XR2KLF](#)
[67PR2MLF](#) [67YR100LF](#) [67XR20LF](#) [67YR25KLF](#) [67XR10LF](#) [67PR20LF](#) [67PR100KLF](#) [67WR100KLF](#) [67YR100KLF](#)
[67WR5KLF](#) [67PR5KLF](#) [67YR5KLF](#) [67XR5KLF](#) [67WR2MEGLFTR](#) [67XR1MEGLFTR](#) [67XR1MEGLFTB](#)
[67YR1MEGLFTB](#) [67WR2MEGLFTB](#) [67WR2MEGLF](#) [67XR1MEGLF](#) [67WFR200KLFTR](#) [67PR100KLFTB](#)
[67PR50KLFTB](#) [67YR500KLFTB](#) [67WR100KLFTB](#) [67ZR100LFTB](#)