

阅读申明

- 1.本站收集的数据手册和产品资料都来自互联网，版权归原作者所有。如读者和版权方有任何异议请及时告之，我们将妥善解决。
- 2.本站提供的中文数据手册是英文数据手册的中文翻译，其目的是协助用户阅读，该译文无法自动跟随原稿更新，同时也可能存在翻译上的不当。建议读者以英文原稿为参考以便获得更精准的信息。
- 3.本站提供的产品资料，来自厂商的技术支持或者使用者的心得体会等，其内容可能存在描述上的差异，建议读者做出适当判断。
- 4.如需与我们联系，请发邮件到marketing@iczoom.com，主题请标有“数据手册”字样。

Read Statement

1. The datasheets and other product information on the site are all from network reference or other public materials, and the copyright belongs to the original author and original published source. If readers and copyright owners have any objections, please contact us and we will deal with it in a timely manner.
2. The Chinese datasheets provided on the website is a Chinese translation of the English datasheets. Its purpose is for reader's learning exchange only and do not involve commercial purposes. The translation cannot be automatically updated with the original manuscript, and there may also be improper translations. Readers are advised to use the English manuscript as a reference for more accurate information.
3. All product information provided on the website refer to solutions from manufacturers' technical support or users the contents may have differences in description, and readers are advised to take the original article as the standard.
4. If you have any questions, please contact us at marketing@iczoom.com and mark the subject with "Datasheets" .


MODEL 91

3/8" Diameter

Single Turn

Cermet Trimming

Potentiometer



1

ELECTRICAL

Standard Resistance Range, Ohms	10 to 2Meg
Standard Resistance Tolerance	±20%
Input Voltage, Maximum	250 Vdc or rms not to exceed power rating
Slider Current, Maximum	100mA or within rated power, whichever is less
Power Rating, Watts	0.5 at 70°C derating to 0 at 125°C
End Resistance, Maximum	2 Ohms
Actual Electrical Travel, Nominal	174°
Dielectric Strength	500 Vrms
Insulation Resistance, Minimum	1,000 Megohms
Resolution	Essentially infinite
Contact Resistance Variation, Maximum	1% or 1 Ohm, whichever is greater

ENVIRONMENTAL

Temperature Coefficient, Maximum	±100ppm/°C
Operating Temperature Range	-55°C to +125°C
Thermal Shock	5 cycles, -55°C to +125°C (1% ΔRT, 1% ΔVR)
Moisture Resistance	Ten 24 hour cycles (1% ΔRT, IR 100 Megohms Min.)
Shock, 6ms Sawtooth	100G's (1% ΔRT, 1% ΔVR)
Vibration	20G's, 10 to 2,000 Hz (1% ΔRT, 1% ΔVR)
High Temperature Exposure	250 hours at 125°C (2% ΔRT, 2% ΔVR)
Rotational Life	200 cycles (3% ΔRT)
Load Life at 0.5 Watts	1,000 hours at 70°C (2% ΔRT)
Resistance to Solder Heat	260°C for 10 sec. (1% ΔRT)

MECHANICAL

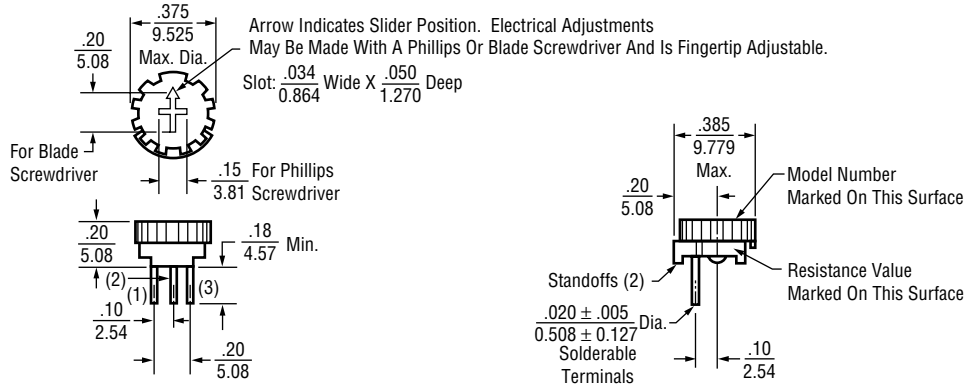
Mechanical Stops	Solid
Stop Strength	12 oz.-in. (0.085 N-m)
Torque, Starting Maximum	5oz.-in. (0.042 N-m)
Weight, Nominal	.03 oz. (0.85 grams)

Specifications subject to change without notice.



TOP ADJUSTMENT (Inch/mm)

Model 91A



Model 91B



Model 91C



Model 91E



Model 91T



Model 91V



Model 91W



Model 91X



STANDARD RESISTANCE VALUES, OHMS

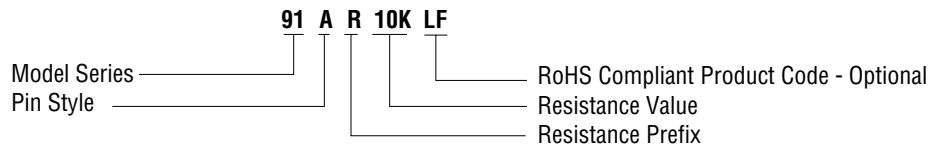
10	200	5K	50K	500K
20	500	10K	100K	1Meg
50	1K	20K	200K	2Meg
100	2K	25K	250K	

PACKAGING

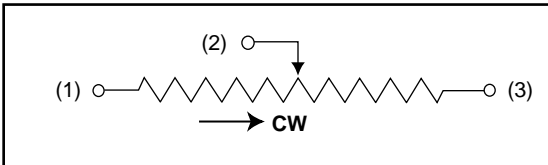
Standard: Boxes
Capacity = 100 Units

ORDERING INFORMATION

Standard:



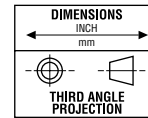
CIRCUIT DIAGRAM



NOTES

Metric equivalents, based on 1 inch = 25.4mm are rounded to the same number of significant figures as in the original English units and are provided for general information only.

Tolerances unless otherwise specified:
 Linear = $\pm .01$ inches (.25mm)
 Angular = ± 2 degrees



Mouser Electronics

Authorized Distributor

Click to View Pricing, Inventory, Delivery & Lifecycle Information:

BI Technologies:

[91VR50KLF](#)

TT Electronics:

[91AR100K](#) [91AR10](#) [91AR1MEG](#) [91AR2MEG](#) [91VR50K](#) [91XR50KLF](#) [91CR50LF](#) [91BR10KLF](#) [91CR10KLF](#)
[91ER10KLF](#) [91AR10KLF](#) [91WR20LF](#) [91ER1KLF](#) [91AR10LF](#) [91TR20KLF](#) [91VR20KLF](#) [91WR20KLF](#) [91AR20LF](#)
[91TR500KLF](#) [91XR500KLF](#) [91BR500KLF](#) [91VR500KLF](#) [91WR500KLF](#) [91CR500KLF](#) [91AR500KLF](#) [91ER500KLF](#)
[91AR100LF](#) [91ER100LF](#) [91CR100LF](#) [91BR100LF](#) [91WR1KLF](#) [91AR1KLF](#) [91TR200LF](#) [91VR200LF](#) [91WR200LF](#)
[91VR100KLF](#) [91TR100KLF](#) [91XR100KLF](#) [91BR100KLF](#) [91ER100KLF](#) [91CR100KLF](#) [91WR100KLF](#) [91AR100KLF](#)
[91ER20LF](#) [91XR500LF](#) [91CR5KLF](#) [91WR2KLF](#) [91CR20LF](#) [91WR5KLF](#) [91TR50KLF](#) [91WR50KLF](#) [91AR5KLF](#)
[91WR25KLF](#) [91TR25KLF](#) [91VR25KLF](#) [91WR100LF](#) [91VR100LF](#) [91TR100LF](#) [91XR200LF](#) [91CR2MEGLF](#)
[91ER2MEGLF](#) [91WR2MEGLF](#) [91BR2MEGLF](#) [91VR2MEGLF](#) [91TR2MEGLF](#) [91XR2MEGLF](#) [91CR2KLF](#) [91TR1KLF](#)
[91WR10KLF](#) [91VR10KLF](#) [91TR10KLF](#) [91WR50LF](#) [91XR20KLF](#) [91AR50LF](#) [91WR500LF](#) [91VR500LF](#)
[91TR500LF](#) [91CR1KLF](#) [91XR5KLF](#) [91AR200KLF](#) [91TR200KLF](#) [91ER200KLF](#) [91CR200KLF](#) [91WR200KLF](#)
[91XR200KLF](#) [91VR200KLF](#) [91BR200KLF](#) [91BR5KLF](#) [91VR2KLF](#) [91VR1KLF](#) [91TR50LF](#) [91BR500LF](#) [91CR500LF](#)
[91AR500LF](#) [91ER500LF](#) [91BR1MEGLF](#) [91VR1MEGLF](#) [91TR1MEGLF](#) [91ER1MEGLF](#) [91XR1MEGLF](#)