

## 阅读申明

- 1.本站收集的数据手册和产品资料都来自互联网，版权归原作者所有。如读者和版权方有任何异议请及时告之，我们将妥善解决。
- 2.本站提供的中文数据手册是英文数据手册的中文翻译，其目的是协助用户阅读，该译文无法自动跟随原稿更新，同时也可能存在翻译上的不当。建议读者以英文原稿为参考以便获得更精准的信息。
- 3.本站提供的产品资料，来自厂商的技术支持或者使用者的心得体会等，其内容可能存在描述上的差异，建议读者做出适当判断。
- 4.如需与我们联系，请发邮件到marketing@iczoom.com，主题请标有“数据手册”字样。

## Read Statement

1. The datasheets and other product information on the site are all from network reference or other public materials, and the copyright belongs to the original author and original published source. If readers and copyright owners have any objections, please contact us and we will deal with it in a timely manner.
2. The Chinese datasheets provided on the website is a Chinese translation of the English datasheets. Its purpose is for reader's learning exchange only and do not involve commercial purposes. The translation cannot be automatically updated with the original manuscript, and there may also be improper translations. Readers are advised to use the English manuscript as a reference for more accurate information.
3. All product information provided on the website refer to solutions from manufacturers' technical support or users the contents may have differences in description, and readers are advised to take the original article as the standard.
4. If you have any questions, please contact us at marketing@iczoom.com and mark the subject with "Datasheets" .

# DATA SHEET

GENERAL PURPOSE CHIP RESISTORS

**RC0805**

5%, 1%, 0.5%, 0.1%

RoHS Compliant & Halogen Free



## SCOPE

This specification describes RC0805 series chip resistors with lead-free terminal made by thick film process.

## ORDERING INFORMATION

Part number is identified by the series, size, tolerance, packing style, temperature coefficient, taping reel, resistance value.

RC0805 X R = XX XXX L  
 (1) (2) (3) (4) (5) (6)

## MARKING

RC0805

### (1) TOLERANCE

- B = ±0.1%
- F = ±0.5%
- F = ±1%
- J = ±5% ( for jumper ordering use code of J)

### (2) PACKAGING TYPE

R = Paper taping reel

### (3) TEMPERATURE COEFFICIENT OF RESISTANCE

— = base on spec.

### (4) TAPING REEL

07 = 7 inch dia. Reel

### (5) RESISTANCE VALUE

1Ω to 100MΩ

### (6) Default Code

Letter L is system default code for order only (NOTE)



Fig.1 Value = 10kΩ

5% E-24 series: 3 digits

First two digits for significant figure and 3rd digit for number of zeros.



Fig.2 Value = 10KΩ

Both 1% E-24 and E-96 series: 4 digits

First three digits for significant figure and 4th digit for number of zeros.

## CONSTRUCTION

The resistors are constructed out of a high-grade ceramic body. Internal metal electrodes are added at each end and connected by a resistive material. The composition of the resistive material is adjusted to give the approximate required resistance and laser cutting of this resistive layer that achieves tolerance trims the value. The resistive layer is covered with a protective coat and printed with the resistance value. Finally, the two external terminations are added. See fig.3

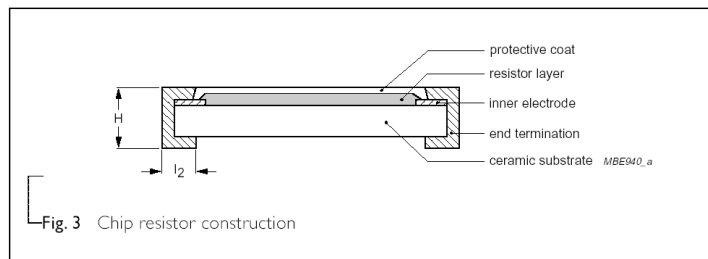


Fig.3 Chip resistor construction

Note

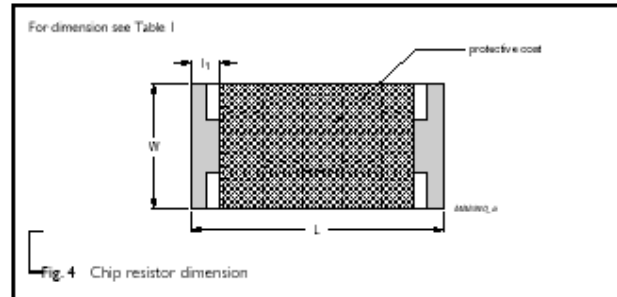
1. All our RSMD products meet RoHS compliant and Halogen Free. "LFP" of the internal 2D reel label mentions "Lead Free Process".
2. On customized label, "LFP" or specific symbol can be printed



## DIMENSION

Table 1

TYPE	RC0805
L (mm)	2.00±0.10
W (mm)	1.25±0.10
H (mm)	0.50±0.10
l1 (mm)	0.35±0.20
l2 (mm)	0.35±0.20



## POWER RATING

RATED POWER AT 70°C,

RC0805 0.25W

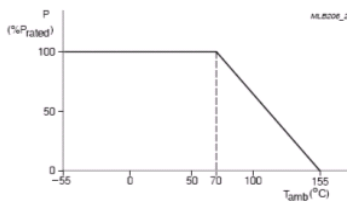


Fig. 5 Maximum dissipation (P) in percentage of rated power as a function of the operating ambient temperature (T<sub>amb</sub>)

## ELECTRICAL CHARACTERISTICS

Table 2

CHARACTERISTICS	RC0805	0.25 W
Operating Temperature Range	-55°C to +155°C	
Maximum Working Voltage	150V	
Maximum Overload Voltage	300V	
Dielectric Withstanding Voltage	300V	
Resistance Range	±5% (E24) 1Ω to 100MΩ	
	±1% (E24/E96) 1Ω to 10MΩ	
	±0.1%, 0.5% (E24/E96) 10Ω to 1MΩ	
	Jumper <50mΩ	
Temperature Coefficient	1Ω ≤ R ≤ 10Ω	±200ppm/°C
	10Ω < R ≤ 10MΩ	±100ppm/°C
	10MΩ < R ≤ 22MΩ	±200ppm/°C
	24MΩ < R ≤ 100MΩ	±300ppm/°C
Jumper Criteria	Rated Current	2A
	Maximum Current	5A

## RATED VOLTAGE:

The DC or AC (rms) continuous working voltage corresponding to the rated power is determined by the following formula:

$$V = \sqrt{P * R}$$

Where

V=Continuous rated DC

or AC (rms) working voltage

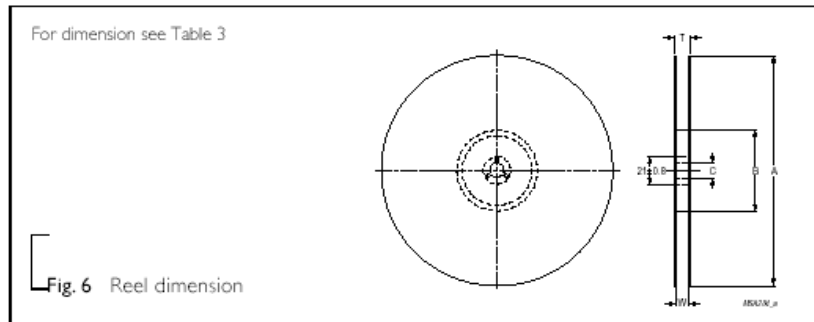
P=Rated power

R=Resistance value

**TAPING REEL**

Table 3

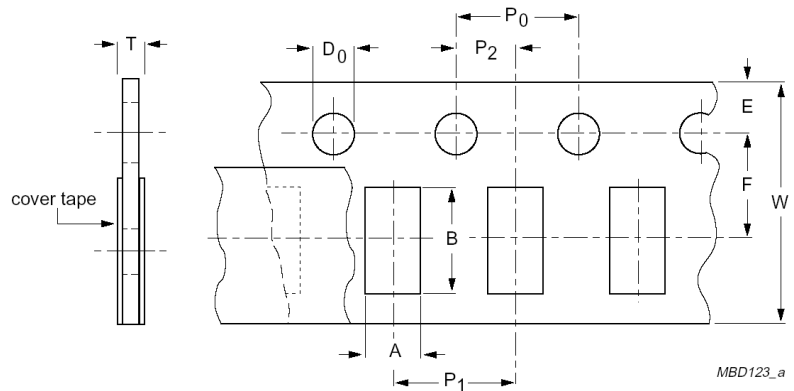
DIMENSION	RC0805
Tape Width(mm)	8
ØA (mm)	180+0/-3
ØB (mm)	60+1/-0
ØC (mm)	13.0±0.2
W (mm)	9.0±0.3
T (mm)	11.4±1



**PAPER TAPE SPECIFICATION**

Table 4

DIMENSION	RC0805
A (mm)	1.9±0.1
B (mm)	3.5±0.1
W (mm)	8.0±0.2
E (mm)	1.75±0.1
F (mm)	3.5±0.05
P <sub>0</sub> (mm)	4.0±0.05
P <sub>1</sub> (mm)	4.0±0.1
P <sub>2</sub> (mm)	2.0±0.05
ØD <sub>0</sub> (mm)	1.5+0.1/-0
T (mm)	0.85±0.1



**PACKING METHOD**

**LEADER/TRAILER TAPE SPECIFICATION**

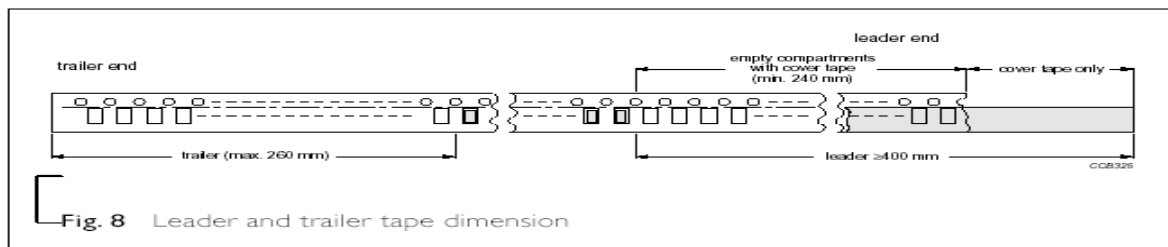


Fig. 8 Leader and trailer tape dimension

Table 5 Packing style and packaging quantity.

PACKING STYLE	REEL	DIMENSION	RC0805
Paper taping reel	7" (178 mm)		5,000

**TESTS AND REQUIREMENTS**

TEST	TEST METHOD	PROCEDURE	REQUIREMENT
Life/ Endurance	MIL-STD 202 Method 108 IEC 60115-1 4.25.1	At 70±2°C for 1,000 hours; RCWV applied for 1.5 hours on and 0.5 hour off, still air required	±(1%+0.05 Ω) for 0.1%/ 0.5%/ 1% tol. ±(3%+0.05 Ω) for 5% tol. <100mΩ for jumper
High Temperature Exposure	MIL-STD 202 Method 108 IEC 60068-2-2	1,000 hours at maximum operating temperature depending on specification, unpowered	±(1%+0.05 Ω) for 0.1%/ 0.5%/ 1% tol. ±(2%+0.05 Ω) for 5% tol. <50m Ω for jumper
Moisture Resistance	MIL-STD-202 Method 106	Each temperature / humidity cycle is defined at 8 hours (method 106), 3 cycles / 24 hours for 10d with 25 °C / 65 °C 95% R.H, without steps 7a & 7b, unpowered Parts mounted on test-boards, without condensation on parts	±(0.5%+0.05 Ω) for 0.1%/ 0.5%/ 1% tol. ±(2%+0.05 Ω) for 5% tol. <100mΩ for jumper
Thermal Shock	MIL-STD-202 Method 107	-55/+125°C Note Number of cycles required is 300 Devices mounted Maximum transfer time is 20 seconds Dwell time is 15 minutes. Air - Air	±(0.5%+0.05 Ω) for 0.1%/ 0.5%/ 1% tol. ±(1%+0.05 Ω) for 5% tol. <50m Ω for jumper
Short Time Overload	IEC 60115-1 4.13	2.5 times RCWV or maximum overload voltage which is less for 5 seconds at room temperature	±(1%+0.05 Ω) for 0.1%/ 0.5%/ 1% tol. ±(2%+0.05 Ω) for 5% tol. <50m Ω for jumper No visible damage
Board Flex/ Bending	IEC 60115-1 4.33	Device mounted or as described only 1 board bending required 3 mm bending time: 60±5 seconds	±(1%+0.05Ω) <50m Ω for jumper No visible damage
Solderability - Wetting	J-STD-002 test B	Electrical Test not required Magnification 50X SMD conditions: 1st step: method B, aging 4 hours at 155 °C dry heat 2nd step: leadfree solder bath at 245±3 °C Dipping time: 3±0.5 seconds	Well tinned (≥95% covered) No visible damage
-Leaching	J-STD-002 test D	Leadfree solder ,260°C, 30 seconds immersion time	No visible damage
-Resistance to Soldering Heat	MIL-STD 202 Method 210 IEC 60115-1 4.18	Condition B, no pre-heat of samples Leadfree solder, 260 °C ±5°C, 10 ±1 seconds immersion time Procedure 2 for SMD: devices fluxed and cleaned with isopropanol	±(0.5%+0.05 Ω) for 0.1%/ 0.5%/ 1% tol. ±(1%+0.05 Ω) for 5% tol. <50m Ω for jumper

**REVISION HISTORY**

REVISION	DATE	CHANGE NOTIFICATION	DESCRIPTION
Version 0	2016-07-26		- First issue of this specification

# Mouser Electronics

Authorized Distributor

Click to View Pricing, Inventory, Delivery & Lifecycle Information:

## Yageo:

[RC0805FR-07100KL](#) [RC0805FR-07100RL](#) [RC0805FR-07105RL](#) [RC0805FR-0710K2L](#) [RC0805FR-0710K7L](#)  
[RC0805FR-0710ML](#) [RC0805FR-0710RL](#) [RC0805FR-0711K3L](#) [RC0805FR-0711K5L](#) [RC0805FR-0711KL](#) [RC0805FR-0711RL](#) [RC0805FR-07121KL](#) [RC0805FR-07121RL](#) [RC0805FR-07124RL](#) [RC0805FR-07127RL](#) [RC0805FR-0712K4L](#)  
[RC0805FR-0712K7L](#) [RC0805FR-0712R1L](#) [RC0805FR-07133RL](#) [RC0805FR-0713KL](#) [RC0805FR-07140RL](#)  
[RC0805FR-07147RL](#) [RC0805FR-0714KL](#) [RC0805FR-07150KL](#) [RC0805FR-07150RL](#) [RC0805FR-07158RL](#)  
[RC0805FR-0715KL](#) [RC0805FR-0715RL](#) [RC0805FR-07162RL](#) [RC0805FR-0716K5L](#) [RC0805FR-07178RL](#)  
[RC0805FR-0717K8L](#) [RC0805FR-07182KL](#) [RC0805FR-07187RL](#) [RC0805FR-0718K2L](#) [RC0805FR-0718K7L](#)  
[RC0805FR-0718R2L](#) [RC0805FR-07196RL](#) [RC0805FR-071K02L](#) [RC0805FR-071K13L](#) [RC0805FR-071K1L](#)  
[RC0805FR-071K21L](#) [RC0805FR-071K2L](#) [RC0805FR-071K33L](#) [RC0805FR-071K3L](#) [RC0805FR-071K43L](#)  
[RC0805FR-071K47L](#) [RC0805FR-071K54L](#) [RC0805FR-071K5L](#) [RC0805FR-071K62L](#) [RC0805FR-071K96L](#)  
[RC0805FR-071ML](#) [RC0805FR-071R62L](#) [RC0805FR-071RL](#) [RC0805FR-07200KL](#) [RC0805FR-07200RL](#) [RC0805FR-07205KL](#) [RC0805FR-0720K5L](#) [RC0805FR-0720KL](#) [RC0805FR-0720RL](#) [RC0805FR-07215KL](#) [RC0805FR-07215RL](#)  
[RC0805FR-0721K5L](#) [RC0805FR-0721KL](#) [RC0805FR-0721R5L](#) [RC0805FR-07221KL](#) [RC0805FR-07226KL](#)  
[RC0805FR-0722K1L](#) [RC0805FR-0722K6L](#) [RC0805FR-0722R1L](#) [RC0805FR-07232RL](#) [RC0805FR-07243RL](#)  
[RC0805FR-07249KL](#) [RC0805FR-07249RL](#) [RC0805FR-0724K3L](#) [RC0805FR-07255RL](#) [RC0805FR-07267KL](#)  
[RC0805FR-07267RL](#) [RC0805FR-0726K1L](#) [RC0805FR-0726R1L](#) [RC0805FR-07274KL](#) [RC0805FR-07274RL](#)  
[RC0805FR-0727K4L](#) [RC0805FR-07280RL](#) [RC0805FR-0728K7L](#) [RC0805FR-072K05L](#) [RC0805FR-072K15L](#)  
[RC0805FR-072K21L](#) [RC0805FR-072K26L](#) [RC0805FR-072K49L](#) [RC0805FR-072K55L](#) [RC0805FR-072K61L](#)  
[RC0805FR-072K74L](#) [RC0805FR-072KL](#) [RC0805FR-072M2L](#) [RC0805FR-072ML](#) [RC0805FR-072R2L](#) [RC0805FR-072R37L](#) [RC0805FR-072R61L](#) [RC0805FR-072R74L](#)