

阅读申明

- 1.本站收集的数据手册和产品资料都来自互联网，版权归原作者所有。如读者和版权方有任何异议请及时告之，我们将妥善解决。
- 2.本站提供的中文数据手册是英文数据手册的中文翻译，其目的是协助用户阅读，该译文无法自动跟随原稿更新，同时也可能存在翻译上的不当。建议读者以英文原稿为参考以便获得更精准的信息。
- 3.本站提供的产品资料，来自厂商的技术支持或者使用者的心得体会等，其内容可能存在描述上的差异，建议读者做出适当判断。
- 4.如需与我们联系，请发邮件到marketing@iczoom.com，主题请标有“数据手册”字样。

Read Statement


1. The datasheets and other product information on the site are all from network reference or other public materials, and the copyright belongs to the original author and original published source. If readers and copyright owners have any objections, please contact us and we will deal with it in a timely manner.
2. The Chinese datasheets provided on the website is a Chinese translation of the English datasheets. Its purpose is for reader's learning exchange only and do not involve commercial purposes. The translation cannot be automatically updated with the original manuscript, and there may also be improper translations. Readers are advised to use the English manuscript as a reference for more accurate information.
3. All product information provided on the website refer to solutions from manufacturers' technical support or users the contents may have differences in description, and readers are advised to take the original article as the standard.
4. If you have any questions, please contact us at marketing@iczoom.com and mark the subject with "Datasheets" .

DATA SHEET

CHIP RESISTORS

RC0201 (Pb Free)

5%; 1%



SCOPE

This specification describes RC 0201 series chip resistors with lead-free terminations made by thick film process.

ORDERING INFORMATION

Part number is identified by the series, size, tolerance, packing style, temperature coefficient, taping reel and resistance value.

RC0201 **X** **X** **X** **XX** **XXXX** **L**
 (1) (2) (3) (4) (5) (6)

MARKING

RC0201 no marking.

(1) TOLERANCE

F = ±1%
 J = ±5%

(2) PACKAGING STYLE

R = Paper taping reel

(3) TEMPERATURE CHARACTERISTIC OF RESISTANCE

-- = Base on spec

(4) TAPING REEL

07 = 7 inch dia. Reel
 13 = 13 inch dia. Reel

(5) RESISTANCE VALUE

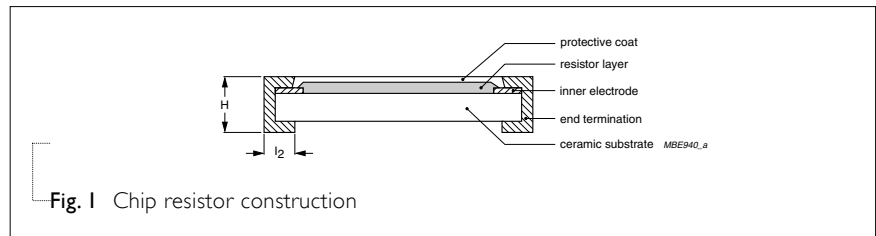
56R, 560R, 5K6, 56K, 1M.

(6) RESISTOR TERMINATIONS

L = Lead free terminations (pure Tin)

CONSTRUCTION

The resistors are constructed out of a high-grade ceramic body. Internal metal electrodes are added at each end and connected by a resistive paste. The composition of the paste is adjusted to give the approximate required resistance and laser cutting of this resistive layer that achieves tolerance trims the value. The resistive layer is covered with a protective coat. Finally, the two external terminations are added. See fig.1



DIMENSION

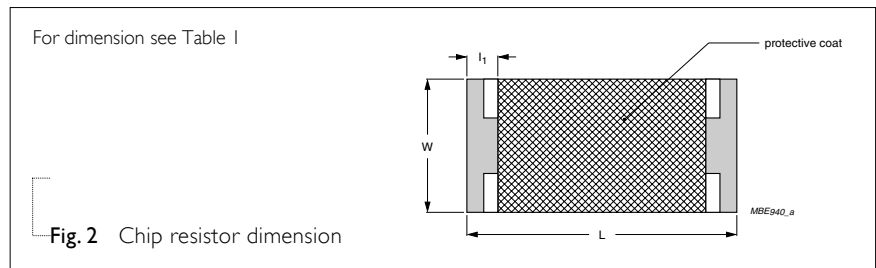


Table I

TYPE	RC0201
L (mm)	0.60±0.03
W (mm)	0.30±0.03
H (mm)	0.23±0.03
l ₁ (mm)	0.13±0.08
l ₂ (mm)	0.15±0.08

POWER RATING

RATED POWER AT 70°C,

RC0201 1/20W

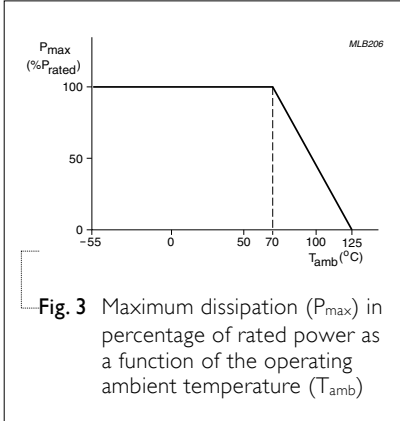


Fig. 3 Maximum dissipation (P_{max}) in percentage of rated power as a function of the operating ambient temperature (T_{amb})

RATED VOLTAGE:

The DC or AC (rms) continuous working voltage corresponding to the rated power is determined by the following formula:

$$V = \sqrt{P \times R}$$

Where

V=Continuous rated DC or AC (rms) working voltage (V)

P=Rated power (W)

R=Resistance value (Ω)

ELECTRICAL CHARACTERISTICS

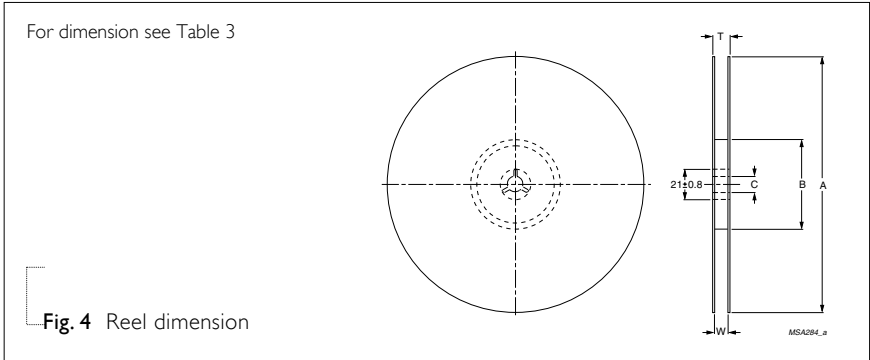
Table 2

CHARACTERISTICS	RC0201 1/20 W
Operating Temperature Range	-55 °C to +125 °C
Maximum Working Voltage	15 V
Maximum Overload Voltage	50 V
Dielectric Withstanding Voltage	50 V
Resistance Range	1 Ω to 1 MΩ (E24/E96) Zero Ohm Jumper <0.05 Ω
Temperature Coefficient	10 Ω < R ≤ 1 MΩ ±250 ppm/°C 1 Ω ≤ R ≤ 10 Ω -100/+600 ppm/°C
Jumper Criteria	Rated Current 0.5 A Maximum Current 1.0 A

TAPING REEL

Table 3

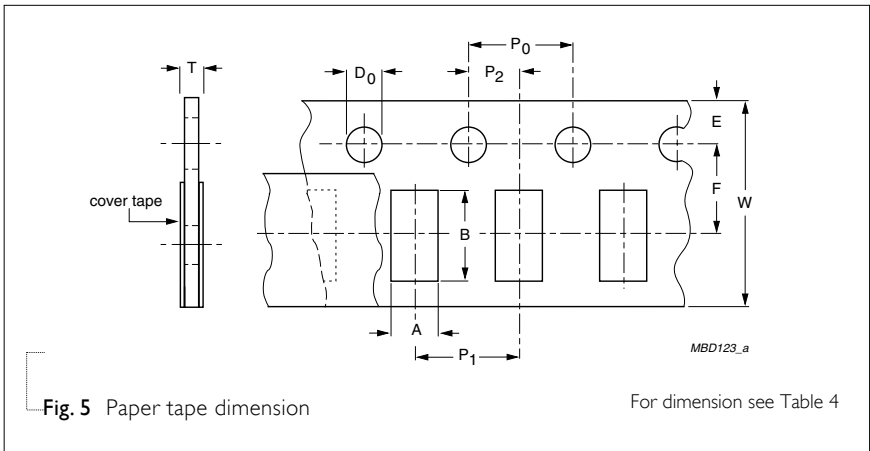
DIMENSION	RC0201
Tape Width	8mm
ØA (mm)	180+0/-3
ØB (mm)	60+1/-0
ØC (mm)	13.0±0.2
W (mm)	9.0±0.3
T (mm)	11.4±1



PAPER TAPE SPECIFICATION

Table 4

DIMENSION	RC0201
A (mm)	0.45±0.1
B (mm)	0.75±0.1
W (mm)	8.0±0.2
E (mm)	1.75±0.1
F (mm)	3.5±0.05
P ₀ (mm)	4.0±0.1
P ₁ (mm)	2.0±0.05
P ₂ (mm)	2.0±0.05
ØD ₀ (mm)	1.5+0.1/-0
T (mm)	0.35±0.10



PACKING METHOD

LEADER/TRAILER TAPE SPECIFICATION

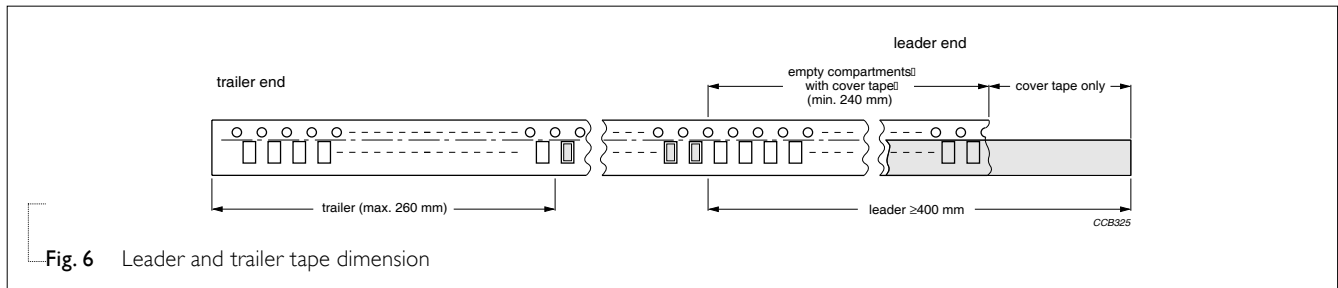


Table 5 Packing style and packaging quantity.

PACKING STYLE	REEL DIMENSION	RC0201
Paper Taping Reel (R)	7" (178 mm)	10,000
	13" (330 mm)	50,000

TESTS AND REQUIREMENTS

Table 6 Test condition, method and requirements

TEST	PROCEDURE	Formula	REQUIREMENTS				
Temperature Coefficient of Resistance (T.C.R.)	At +25/-55 °C and +25/+125 °C	$T.C.R = \frac{R_2 - R_1}{R_1(t_2 - t_1)} \times 10^6 \text{ (ppm/°C)}$ <p>Where $t_1 = +25 \text{ °C}$ or specified room temperature $t_2 = -55 \text{ °C}$ or +125 °C test temperature $R_1 =$resistance at reference temperature in ohms $R_2 =$resistance at test temperature in ohms</p>	Refer to table 2				
Thermal Shock	At -65 (+0/-10) °C for 2 minutes and at +125 (+10/-0) °C for 2 minutes; 25 cycles		±(0.5%+0.05 Ω) for 1% tol. ±(1.0%+0.05 Ω) for 5% tol.				
Low Temperature Operation	At -65 (+0/-5) °C for 1 hour; RCWV applied for 45 (+5/-0) minutes		±(0.5%+0.05 Ω) for 1% tol. ±(1.0%+0.05 Ω) for 5% tol. No visible damage				
Short Time Overload	2.5 × RCWV applied for 5 seconds at room temperature		±(1.0%+0.05 Ω) for 1% tol. ±(2.0%+0.05 Ω) for 5% tol. No visible damage				
Insulation Resistance	RCOV for 1 minute	<table border="1"> <tr> <td>Type</td> <td>RC0201</td> </tr> <tr> <td>Voltage (DC)</td> <td>50 V</td> </tr> </table>	Type	RC0201	Voltage (DC)	50 V	≥10 GΩ
Type	RC0201						
Voltage (DC)	50 V						
Dielectric Withstand Voltage	Maximun voltage (Vrms) applied for 1 minute	<table border="1"> <tr> <td>Type</td> <td>RC0201</td> </tr> <tr> <td>Voltage (AC)</td> <td>50 Vrms</td> </tr> </table>	Type	RC0201	Voltage (AC)	50 Vrms	No breakdown or flashover
Type	RC0201						
Voltage (AC)	50 Vrms						
Resistance to Soldering Heat	Unmounted chips; 260 ±5 °C for 10 ±1 seconds		±(0.5%+0.05 Ω) for 1% tol. ±(1.0%+0.05 Ω) for 5% tol. No visible damage				
Life	At 70±2 °C for 1,000 hours; RCWV applied for 1.5 hours on and 0.5 hour off		±(1%+0.05 Ω) for 1% tol. ±(3%+0.05 Ω) for 5% tol.				
Solderability	Solder bath at 245±3 °C Dipping time: 2±0.5 seconds		Well tinned (≥95% covered) No visible damage				

TEST	PROCEDURE	REQUIREMENTS														
Bending Strength	Resistors mounted on a 90 mm glass epoxy resin PCB (FR4) Bending: 5 mm	$\pm(1.0\%+0.05 \Omega)$ for 1% tol. $\pm(1.0\%+0.05 \Omega)$ for 5% tol. No visible damage														
Resistance to Solvent	Isopropylalcohol (C ₃ H ₇ OH) or dichloromethane (CH ₂ Cl ₂) followed by brushing	No smeared														
Noise	Maximun voltage (Vrms) applied.	<table border="1"> <thead> <tr> <th>Resistors range</th> <th>Value</th> </tr> </thead> <tbody> <tr> <td>R < 100 Ω</td> <td>10 dB</td> </tr> <tr> <td>100 Ω \leq R < 1 KΩ</td> <td>20 dB</td> </tr> <tr> <td>1 KΩ \leq R < 10 KΩ</td> <td>30 dB</td> </tr> <tr> <td>10 KΩ \leq R < 100 KΩ</td> <td>40 dB</td> </tr> <tr> <td>100 KΩ \leq R < 1 MΩ</td> <td>46 dB</td> </tr> <tr> <td>R \geq 1 MΩ</td> <td>48 dB</td> </tr> </tbody> </table>	Resistors range	Value	R < 100 Ω	10 dB	100 Ω \leq R < 1 K Ω	20 dB	1 K Ω \leq R < 10 K Ω	30 dB	10 K Ω \leq R < 100 K Ω	40 dB	100 K Ω \leq R < 1 M Ω	46 dB	R \geq 1 M Ω	48 dB
Resistors range	Value															
R < 100 Ω	10 dB															
100 Ω \leq R < 1 K Ω	20 dB															
1 K Ω \leq R < 10 K Ω	30 dB															
10 K Ω \leq R < 100 K Ω	40 dB															
100 K Ω \leq R < 1 M Ω	46 dB															
R \geq 1 M Ω	48 dB															
Humidity (steady state)	1,000 hours; 40 \pm 2 °C; 93+2/-3% RH RCWV applied for 1.5 hours on and 0.5 hour off	$\pm(0.5\%+0.05 \Omega)$ for 1% tol. $\pm(2.0\%+0.05 \Omega)$ for 5% tol.														
Leaching	Solder bath at 260 \pm 5 °C Dipping time: 30 \pm 1 seconds	No visible damage														
Intermittent Overload	At room temperature; 2.5 \times RCWV applied for 1 second on and 25 seconds off; total 10,000 cycles	$\pm(1.0\%+0.05 \Omega)$ for 1% tol. $\pm(2.0\%+0.05 \Omega)$ for 5% tol.														
Moisture Resistance	42 cycles; total 1,000 hours Shown as figure 8	$\pm(0.5\%+0.05\Omega)$ for 1% tol. $\pm(2.0\%+0.05\Omega)$ for 5% tol. No visible damage														

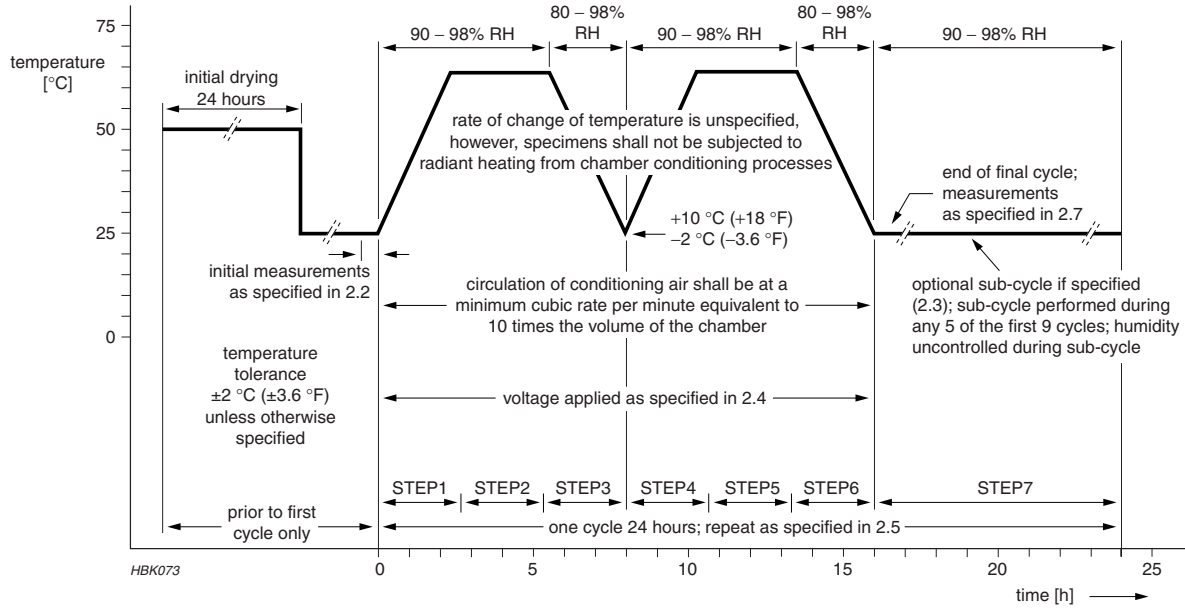


Fig. 8 Conditions by change of temperature

Mouser Electronics

Authorized Distributor

Click to View Pricing, Inventory, Delivery & Lifecycle Information:

Yageo:

[RC0201FR-07100RL](#) [RC0201FR-0710RL](#) [RC0201FR-07121KL](#) [RC0201FR-072K32L](#) [RC0201FR-072K7L](#)
[RC0201FR-073K3L](#) [RC0201FR-074K7L](#) [RC0201FR-078K25L](#) [RC0201JR-07100RL](#) [RC0201JR-0747KL](#) [RC0201FR-078K2L](#) [RC0201FR-0715RL](#) [RC0201JR-0730KL](#) [RC0201JR-074K7L](#) [RC0201FR-07825KL](#) [RC0201FR-0736RL](#)
[RC0201FR-0747K5L](#) [RC0201FR-0713KL](#) [RC0201JR-0739KL](#) [RC0201FR-07165KL](#) [RC0201FR-076K04L](#)
[RC0201FR-07910KL](#) [RC0201JR-0782RL](#) [RC0201JR-073K3L](#) [RC0201JR-07330KL](#) [RC0201JR-0733RL](#) [RC0201JR-0733KL](#) [RC0201JR-073R3L](#) [RC0201JR-073K9L](#) [RC0201JR-07240RL](#) [RC0201JR-07220RL](#) [RC0201JR-07220KL](#)
[RC0201JR-0722KL](#) [RC0201JR-072K2L](#) [RC0201JR-07150RL](#) [RC0201JR-07150KL](#) [RC0201JR-0715RL](#) [RC0201JR-0715KL](#) [RC0201JR-0768RL](#) [RC0201JR-0775KL](#) [RC0201JR-07330RL](#) [RC0201JR-07680KL](#) [RC0201JR-0768KL](#)
[RC0201JR-076K8L](#) [RC0201JR-075K1L](#) [RC0201JR-07470RL](#) [RC0201JR-07470KL](#) [RC0201JR-074R7L](#) [RC0201JR-071RL](#) [RC0201JR-0710KL](#) [RC0201FR-0733KL](#) [RC0201FR-07470KL](#) [RC0201FR-0747RL](#) [RC0201FR-0747KL](#)
[RC0201FR-074R7L](#) [RC0201FR-07390RL](#) [RC0201FR-07390KL](#) [RC0201FR-07330RL](#) [RC0201FR-0733RL](#)
[RC0201FR-0730KL](#) [RC0201FR-073K9L](#) [RC0201FR-07270KL](#) [RC0201FR-0727KL](#) [RC0201FR-07220RL](#) [RC0201FR-07220KL](#) [RC0201FR-07330KL](#) [RC0201JR-071ML](#) [RC0201JR-071K5L](#) [RC0201JR-070RL](#) [RC0201FR-07820RL](#)
[RC0201FR-07820KL](#) [RC0201FR-07470RL](#) [RC0201FR-07680RL](#) [RC0201FR-075K6L](#) [RC0201FR-0768RL](#)
[RC0201FR-0768KL](#) [RC0201FR-076K8L](#) [RC0201FR-07560RL](#) [RC0201FR-07560KL](#) [RC0201FR-0756KL](#) [RC0201FR-075R76L](#) [RC0201FR-0720KL](#) [RC0201FR-0722RL](#) [RC0201FR-071K2L](#) [RC0201FR-071K5L](#) [RC0201FR-07120RL](#)
[RC0201FR-072K2L](#) [RC0201FR-07180RL](#) [RC0201FR-07180KL](#) [RC0201FR-0718KL](#) [RC0201FR-07150RL](#)
[RC0201FR-07150KL](#) [RC0201FR-0715KL](#) [RC0201FR-0722KL](#) [RC0201FR-0712KL](#) [RC0201FR-07100KL](#) [RC0201FR-071R5L](#) [RC0201FR-071RL](#) [RC0201FR-071ML](#) [RC0201FR-0718RL](#)