

阅读申明

- 1.本站收集的数据手册和产品资料都来自互联网，版权归原作者所有。如读者和版权方有任何异议请及时告之，我们将妥善解决。
- 2.本站提供的中文数据手册是英文数据手册的中文翻译，其目的是协助用户阅读，该译文无法自动跟随原稿更新，同时也可能存在翻译上的不当。建议读者以英文原稿为参考以便获得更精准的信息。
- 3.本站提供的产品资料，来自厂商的技术支持或者使用者的心得体会等，其内容可能存在描述上的差异，建议读者做出适当判断。
- 4.如需与我们联系，请发邮件到marketing@iczoom.com，主题请标有“数据手册”字样。

Read Statement

1. The datasheets and other product information on the site are all from network reference or other public materials, and the copyright belongs to the original author and original published source. If readers and copyright owners have any objections, please contact us and we will deal with it in a timely manner.
2. The Chinese datasheets provided on the website is a Chinese translation of the English datasheets. Its purpose is for reader's learning exchange only and do not involve commercial purposes. The translation cannot be automatically updated with the original manuscript, and there may also be improper translations. Readers are advised to use the English manuscript as a reference for more accurate information.
3. All product information provided on the website refer to solutions from manufacturers' technical support or users the contents may have differences in description, and readers are advised to take the original article as the standard.
4. If you have any questions, please contact us at marketing@iczoom.com and mark the subject with "Datasheets" .

THIS DRAWING IS UNPUBLISHED. RELEASED FOR PUBLICATION 2-1437565-7, 2-1437565-7
 © COPYRIGHT 2-1437565-7 ALL RIGHTS RESERVED.

LOC		DIST		REVISIONS			
AD	00	P	LTR	DESCRIPTION	DATE	DWN	APVD
		V		REVISED PER ECO-15-002755	28FEB2015	NK	RH

SPECIFICATIONS:

MATERIALS:

CASE: GLASS FILLED PPS, UL94V-0 BROWN
 COVER: STAINLESS STEEL
 ACTUATOR BUTTON: SEE TABLE - UL94V-0
 MOVING CONTACT: COPPER ALLOY, SILVER CLAD
 MOVING CONTACT: (1571563-1,-2,-7&-8), STAINLESS STEEL, AG CLAD OVER NICKEL
 FIXED CONTACT/TERMINAL, COPPER ALLOY-SILVER OVER NICKEL PLATE

ELECTRICAL:

MAX CONTACT RATING: 50MILLIAMPS@24V DC
 MIN CONTACT RATING: 10MICROAMPS@1V DC
 INITIAL CONTACT RESISTANCE: 100 MILLIOHMS MAX.
 INSULATION RESISTANCE: 100 MEGOHMS AT 100 VDC MIN.
 DIELECTRIC STRENGTH: 500 VAC 50/60 Hz FOR 1 MINUTE.
 LIFE EXPECTANCY: (SEE TABLE)

MECHANICAL:

ACTUATION FORCE: (SEE TABLE)
 ACTUATION TRAVEL: 0.25 +0.20/-0.10 [.010 +.008/-.004]

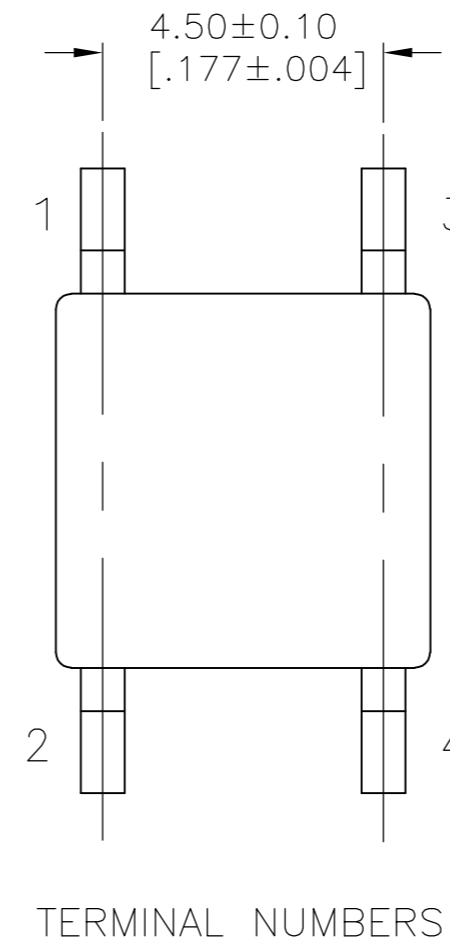
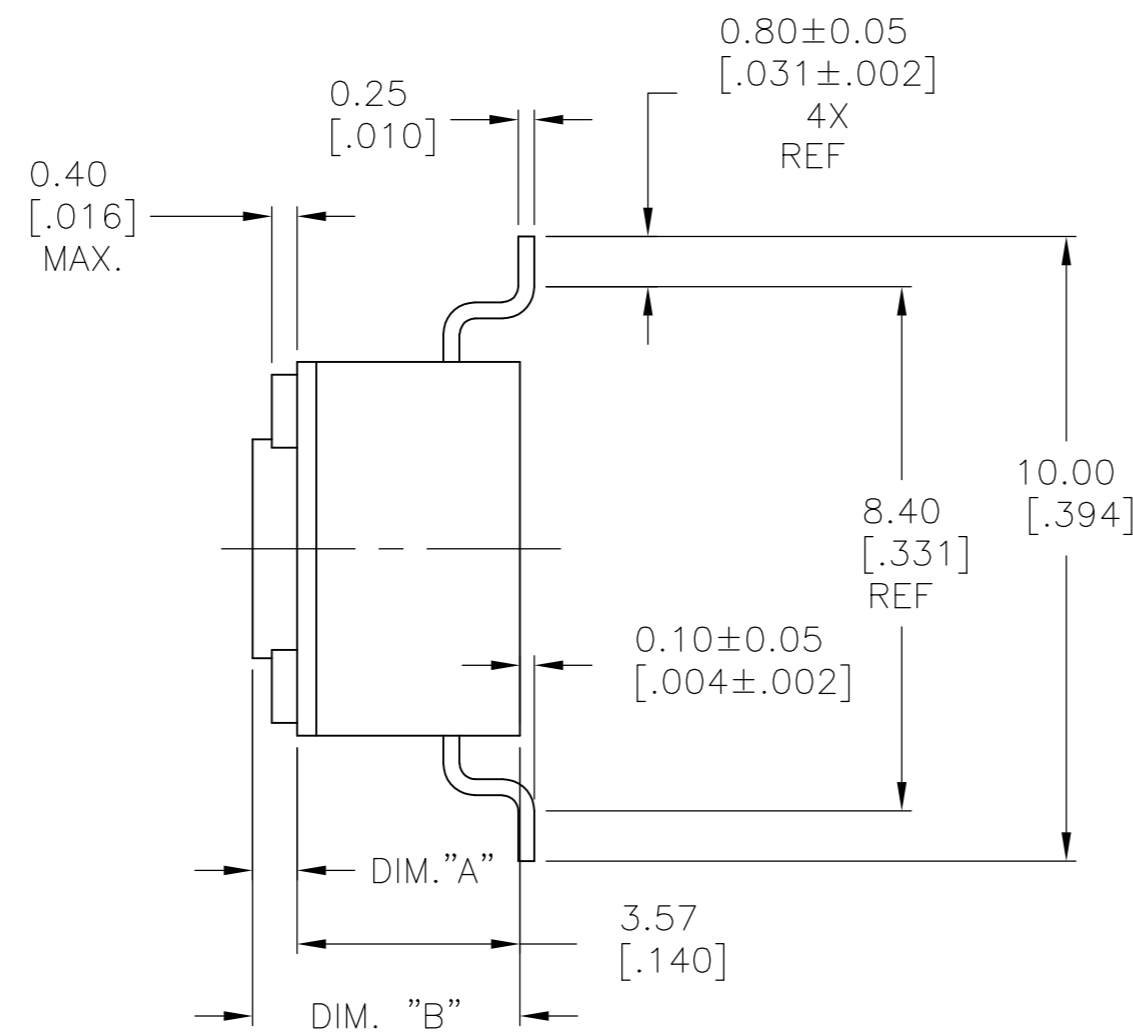
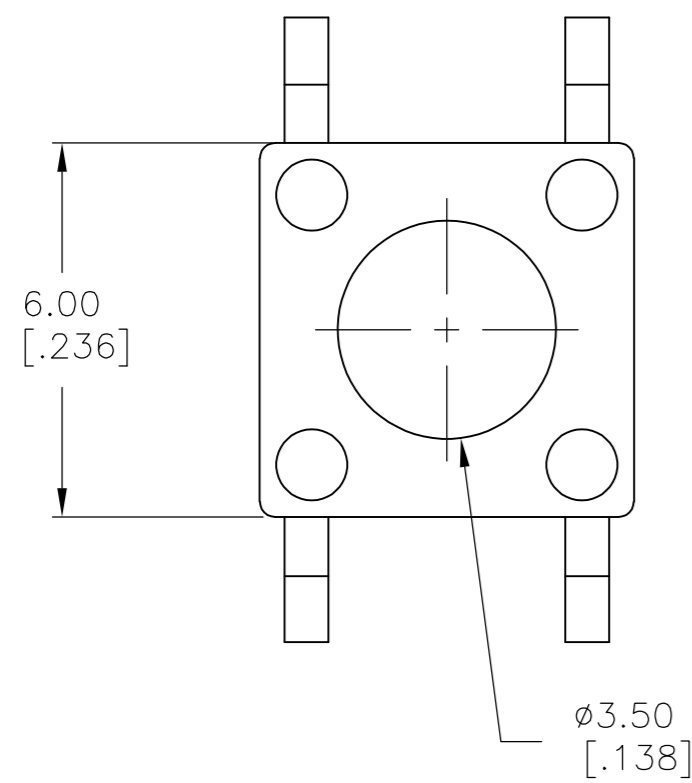
ENVIRONMENTAL:

OPERATING TEMPERATURE: -35°C TO +85°C
 STORAGE TEMPERATURE: -35°C TO +85°C
 SOLDER HEAT RESISTANCE PER 109-201, CONDITION B

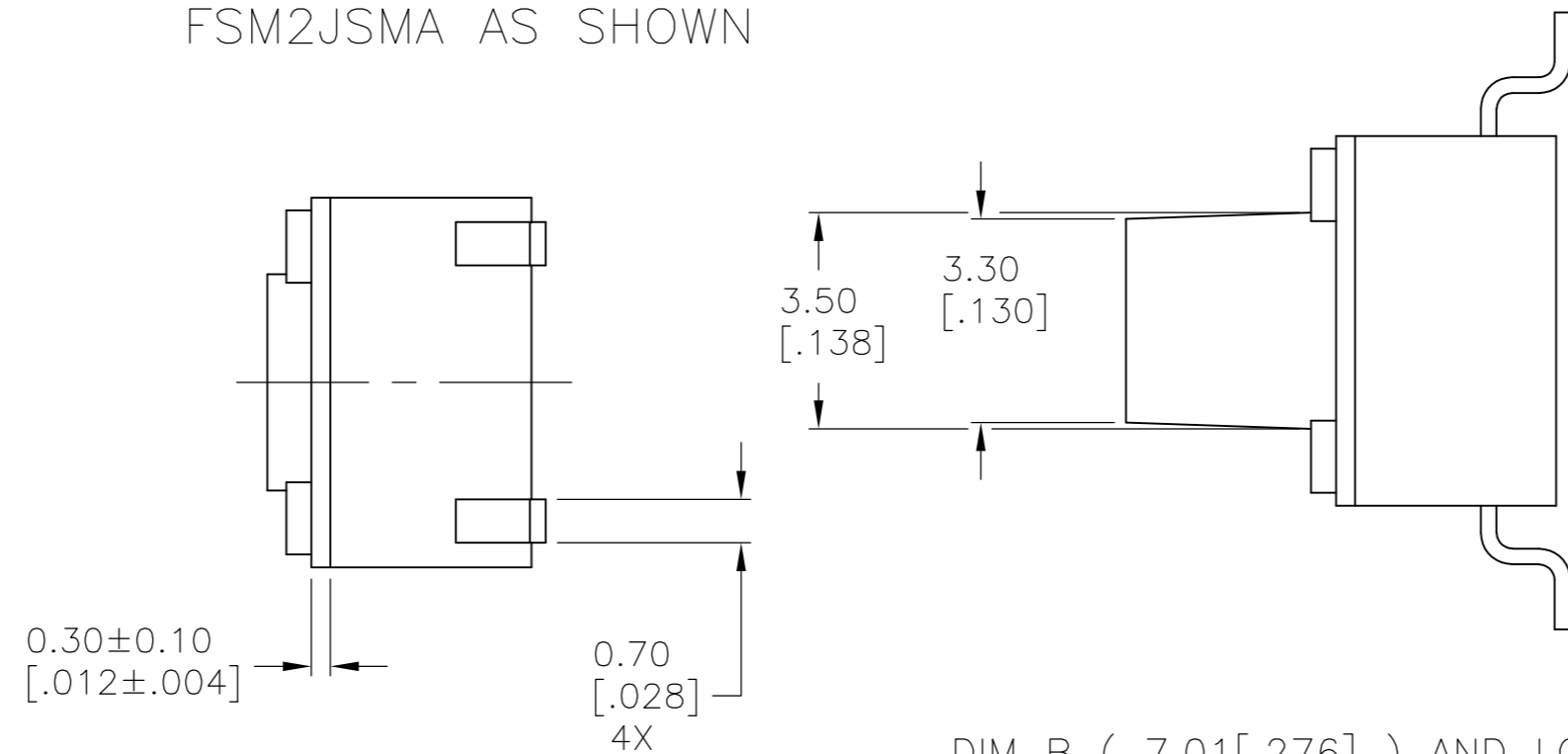
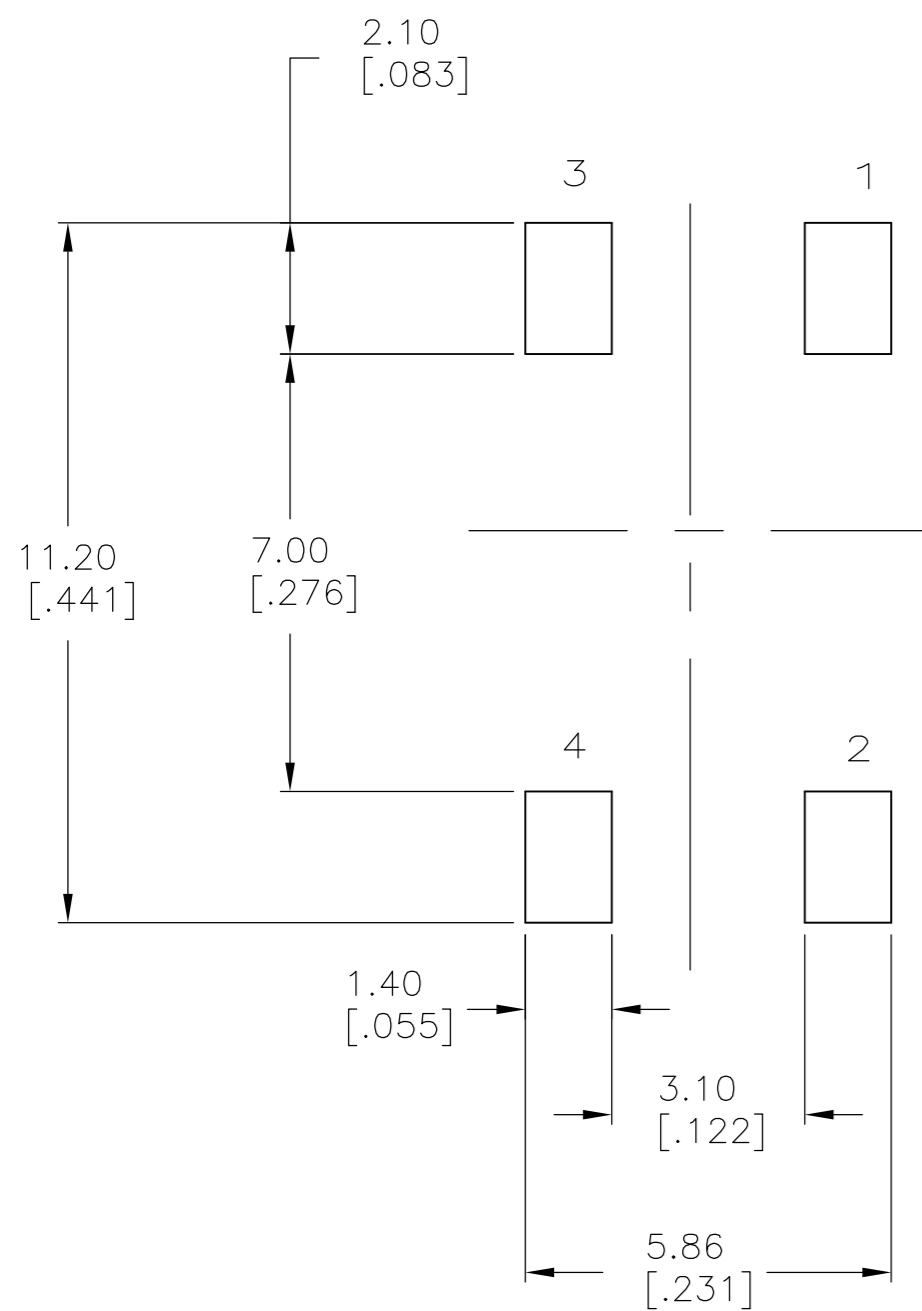
SOLDERABILITY:

SPECIFICATION EIA-364-52, CLASS 1, CATEGORY 2

- 1 TAPE AND REEL PACKAGING PER EIA 481.
- 2 ALL MATERIALS AND FINISHES SHALL COMPLY WITH EU DIRECTIVE 2002/95/EC OF 27JAN2003 (ROHS)



FSM2JSMA AS SHOWN



DIM B (7.01 [.276]) AND LONGER MODELS


()-INDICATES MOMENTARY POSITION		
CIRCUIT CHARACTERISTICS		
CONTACT POSITION	CIRCUIT DIAGRAM	
OFF	(ON)	
	1 - 3	
	2 - 4	

THIS DRAWING IS A CONTROLLED DOCUMENT.		DWN D.SARKISIAN 04MAY04	TE Connectivity	
DIMENSIONS: mm [INCHES]		CHK D.SARKISIAN 22APR94	NAME MICRO MINIATURE PUSHBUTTON SWITCH FSM JSM	
TOLERANCES UNLESS OTHERWISE SPECIFIED:		APVD D.SARKISIAN 22APR94	SIZE A2	CAGE CODE 00779
0 PLC ± -		PRODUCT SPEC	DRAWING NO C=2-1437565-7	RESTRICTED TO
1 PLC ± -		APPLICATION SPEC	SCALE 8:1	SHEET 1 of 2
2 PLC ± 0.30 [.012]		WEIGHT -	REV V	
3 PLC ± -		CUSTOMER DRAWING		
4 PLC ± -				
ANGLES ± 1°				
FINISH				

THIS DRAWING IS UNPUBLISHED. RELEASED FOR PUBLICATION 2-1437565-7, 2-1437565-7
 © COPYRIGHT 2-1437565-7 ALL RIGHTS RESERVED.

LOC	DIST	REVISIONS					
AD	00	P	LTR	DESCRIPTION	DATE	DWN	APVD
		-		SEE SHEET 1		-	-

		100,000	WHITE	NYLON	260G±50G	12MM	24MM	13.00±0.10 [.512±.010]	9.40±0.10 [.370±.004]	FSM14JSMAATR	1571563-6
		100,000	WHITE	NYLON	260G±50G	-	-	13.00±0.10 [.512±.010]	9.40±0.10 [.370±.004]	FSM14JSMAA	1571563-5
OBSOLETE		100,000	BROWN	NYLON	100G±50G	-	-	13.00±0.10 [.512±.010]	9.40±0.10 [.370±.004]	FSM14JSML	1-1571563-0
		100,000	WHITE	NYLON	260G±50G	12MM	24MM	9.50±0.10 [.374±.004]	5.89±0.10 [.232±.004]	FSM8JSMAATR	1-1571563-4
OBSOLETE		100,000	WHITE	NYLON	260G±50G	-	-	9.50±0.10 [.374±.004]	5.89±0.10 [.232±.004]	FSM8JSMAA	1-1571563-3
		100,000	BLACK	PPS	160G±50G	12MM	24MM	9.50±0.10 [.374±.004]	5.89±0.10 [.232±.004]	FSM8JSMATR	1571563-9
		100,000	BLACK	PPS	160G±50G	-	-	9.50±0.10 [.374±.004]	5.89±0.10 [.232±.004]	FSM8JSMA	3-1437566-8
OBSOLETE		100,000	WHITE	NYLON	260G±50G	12MM	24MM	7.01±0.10 [.276±.004]	3.40±0.10 [.134±.004]	FSM6JSMAATR	1-1571563-2
OBSOLETE		100,000	WHITE	NYLON	260G±50G	-	-	7.01±0.10 [.276±.004]	3.40±0.10 [.134±.004]	FSM6JSMAA	1-1571563-1
		100,000	BLACK	PPS	160G±50G	12MM	24MM	7.01±0.10 [.276±.004]	3.40±0.10 [.134±.004]	FSM6JSMATR	5-1437565-0
		100,000	BLACK	PPS	160G±50G	-	-	7.01±0.10 [.276±.004]	3.40±0.10 [.134±.004]	FSM6JSMA	4-1437565-9
		1,000,000	VIOLET	NYLON	70G±30G	12MM	16MM	4.98±0.25 [.196±.010]	1.40±0.10 [.055±.004]	FSM4JSMXLTR	1571563-2
		1,000,000	VIOLET	NYLON	70G±30G	-	-	4.98±0.25 [.196±.010]	1.40±0.10 [.055±.004]	FSM4JSMXL	1571563-1
		100,000	WHITE	NYLON	260G±50G	12MM	16MM	4.98±0.25 [.196±.010]	1.40±0.10 [.055±.004]	FSM4JSMAATR	1571563-4
OBSOLETE		100,000	WHITE	NYLON	260G±50G	-	-	4.98±0.25 [.196±.010]	1.40±0.10 [.055±.004]	FSM4JSMAA	1571563-3
		100,000	BLACK	PPS	160G±50G	12MM	16MM	4.98±0.25 [.196±.010]	1.40±0.10 [.055±.004]	FSM4JSMATR	4-1437565-2
		100,000	BLACK	PPS	160G±50G	-	-	4.98±0.25 [.196±.010]	1.40±0.10 [.055±.004]	FSM4JSMA	4-1437565-1
		1,000,000	BLUE	NYLON	100G±30G	12MM	16MM	4.98±0.25 [.196±.010]	1.40±0.10 [.055±.004]	FSM4JSMLSTR	1571563-8
		1,000,000	BLUE	NYLON	100G±30G	-	-	4.98±0.25 [.196±.010]	1.40±0.10 [.055±.004]	FSM4JSMLS	1571563-7
		100,000	WHITE	NYLON	260G±50G	12MM	16MM	4.29±0.15 [.169±.006]	0.71±0.10 [.028±.004]	FSM2JSMAATR	2-1437565-9
		100,000	WHITE	NYLON	260G±50G	-	-	4.29±0.15 [.169±.006]	0.71±0.10 [.028±.004]	FSM2JSMAA	2-1437565-8
		100,000	GRAY	PPS	160G±50G	12MM	16MM	4.29±0.15 [.169±.006]	0.71±0.10 [.028±.004]	FSM2JSMATR	3-1437565-0
		100,000	GRAY	PPS	160G±50G	-	-	4.29±0.15 [.169±.006]	0.71±0.10 [.028±.004]	FSM2JSMA	2-1437565-7
		200,000	BROWN	PPS	100±50G	12MM	16MM	4.29±0.15 [.169±.006]	0.71±0.10 [.028±.004]	FSM2JSMLTR	1571527-2
		200,000	BROWN	PPS	100±50G	-	-	4.29±0.15 [.169±.006]	0.71±0.10 [.028±.004]	FSM2JSML	1571527-1
		LIFE CYCLE	ACTUATOR COLOR	ACTUATOR MATERIAL	ACTUATION FORCE	PITCH	TAPE WIDTH	DIM 'B'		DIM 'A'	
										T&B PART NUMBER	PART NUMBER

THIS DRAWING IS A CONTROLLED DOCUMENT.		DWN D.SARKISIAN 04MAY04	 TE Connectivity			
DIMENSIONS: mm [INCHES]		CHK D.SARKISIAN 22APR94				
TOLERANCES UNLESS OTHERWISE SPECIFIED:		APVD D.SARKISIAN 22APR94				
0 PLC ± - 1 PLC ± - 2 PLC ± 0.30[.012] 3 PLC ± - 4 PLC ± - ANGLES ± 1°		NAME MICRO MINIATURE PUSHBUTTON SWITCH FSM JSM				
MATERIAL	FINISH	PRODUCT SPEC	SIZE	CAGE CODE	DRAWING NO	RESTRICTED TO
-	-	APPLICATION SPEC	A2	00779	C=2-1437565-7	-
CUSTOMER DRAWING			WEIGHT	SCALE	SHEET	REV
			-	-	2 of 2	V