

阅读申明

- 1.本站收集的数据手册和产品资料都来自互联网，版权归原作者所有。如读者和版权方有任何异议请及时告之，我们将妥善解决。
- 2.本站提供的中文数据手册是英文数据手册的中文翻译，其目的是协助用户阅读，该译文无法自动跟随原稿更新，同时也可能存在翻译上的不当。建议读者以英文原稿为参考以便获得更精准的信息。
- 3.本站提供的产品资料，来自厂商的技术支持或者使用者的心得体会等，其内容可能存在描述上的差异，建议读者做出适当判断。
- 4.如需与我们联系，请发邮件到marketing@iczoom.com，主题请标有“数据手册”字样。

Read Statement

1. The datasheets and other product information on the site are all from network reference or other public materials, and the copyright belongs to the original author and original published source. If readers and copyright owners have any objections, please contact us and we will deal with it in a timely manner.
2. The Chinese datasheets provided on the website is a Chinese translation of the English datasheets. Its purpose is for reader's learning exchange only and do not involve commercial purposes. The translation cannot be automatically updated with the original manuscript, and there may also be improper translations. Readers are advised to use the English manuscript as a reference for more accurate information.
3. All product information provided on the website refer to solutions from manufacturers' technical support or users the contents may have differences in description, and readers are advised to take the original article as the standard.
4. If you have any questions, please contact us at marketing@iczoom.com and mark the subject with "Datasheets" .

INTRODUCTION:

Adam Tech Dual Port D-Sub connectors are a popular space saving interface for many I/O applications. Offered in 9, 15, 25, 37 and 50 positions they are a good choice for a low cost industry standard connection and are ideal for PCB space saving applications. These connectors are manufactured with precision stamped contacts and are available in a number of connector combinations including same and mixed gender, mixed density and mixed interface. Options include a choice of contact plating and a variety of mating, mounting and grounding options.

FEATURES:

- Stacked space saving design
- Industry standard compatibility
- Durable metal shell design
- Precision formed contacts
- Variety of Mating and mounting options

MATING CONNECTORS:

Adam Tech D-Subminiatures and all industry standard D-Subminiature connectors.

SPECIFICATIONS:

Material:

- Insulator: PBT, 30% glass reinforced, rated UL94V-0
- Insulator Color: Black
- Contacts: Phosphor Bronze
- Shell: Steel, Tin or Zinc plated
- Hardware: Brass, Nickel plated

Contact Plating:

Gold flash (15 and 30 μ in optional) over Nickel underplate overall.

Electrical:

- Operating voltage: 250V AC / DC max.
- Current rating: 5 Amps max.
- Contact resistance: 20 m Ω max. initial
- Insulation resistance: 5000 M Ω min.
- Dielectric withstanding voltage: 1000V AC for 1 minute

Mechanical:

- Insertion force: 0.75 lbs max
- Extraction force: 0.44 lbs min

Temperature Rating:


Operating temperature: -55°C to +105°C

PACKAGING:


Anti-ESD plastic trays

APPROVALS AND CERTIFICATIONS:

UL Recognized & CSA Certified, File no. E224053



ORDERING INFORMATION



SERIES INDICATOR

DPD = Dual Port D-Sub

POSITIONS

- 09 = 9 Position
- 15 = 15 Position
- 25 = 25 Position
- 37 = 37 Position
- 50 = 50 Position
- X/X = Mixed positions customer specified

BOARD MOUNTING OPTIONS

- 1 = Through holes only
- 2 = #4-40 threaded holes
- 3 = Forked board locks

PORT SPACING

- A = .900" (Dim. "E")
- B = .750" (Dim. "E")
- C = .625" (Dim. "E")

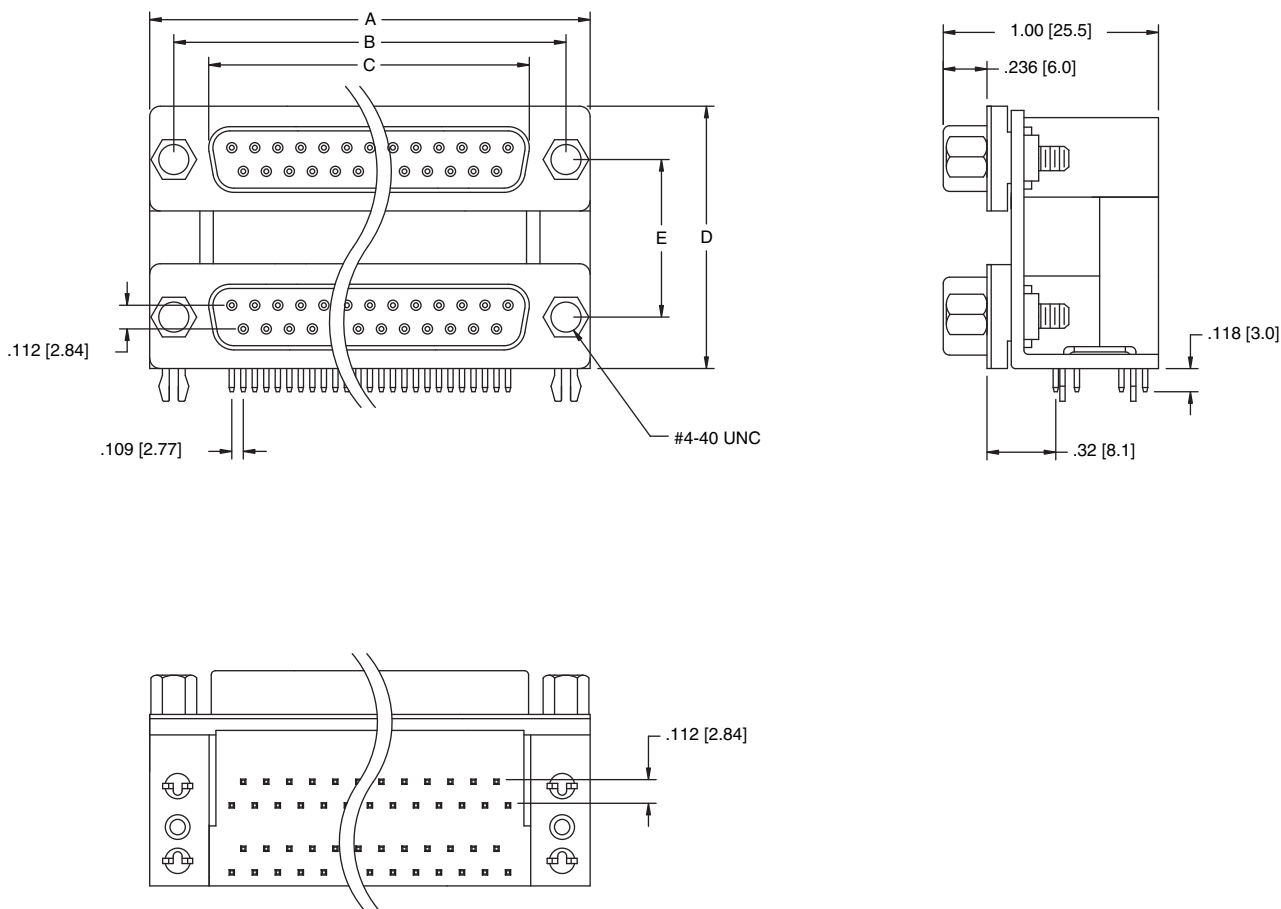
TOP / BOTTOM GENDER

- 10 = Plug top, receptacle bottom
- 11 = Plug top and bottom
- 01 = Receptacle top, plug bottom
- 00 = Receptacle top and bottom

OPTIONS:

- Add designator(s) to end of part number
- 15 = 15 μ in gold plating in contact area
- 30 = 30 μ in gold plating in contact area
- JS = #4-40 Jackscrews installed
- R = Rear boardlocks only
- F = Four prong board lock


DUAL PORT, RIGHT ANGLE



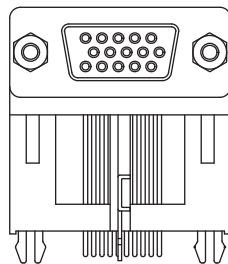
See page 99 for examples of various types we manufacture

Unit: Inch [mm]


Positions	PLUG	SOCKET	DIMENSIONS			
	A	A	B	C	D	E
9	.666 [16.92]	.643 [16.33]	.984 [24.99]	1.213 [30.81]	PORT HEIGHTS	PORT TO PORT CENTERLINE
15	.994 [25.25]	.971 [24.66]	1.312 [33.32]	1.541 [39.14]		
25	1.534 [38.96]	1.511 [38.38]	1.852 [47.04]	2.088 [53.04]		
37	2.182 [55.43]	2.159 [54.84]	2.500 [63.50]	2.729 [69.32]		
50	2.079 [52.81]	2.064 [52.43]	2.406 [61.11]	2.637 [67.00]		



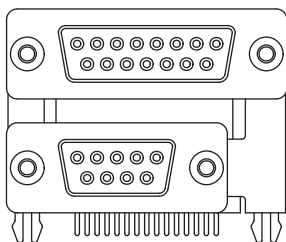
15P HD D-Sub over 15P HD D-Sub



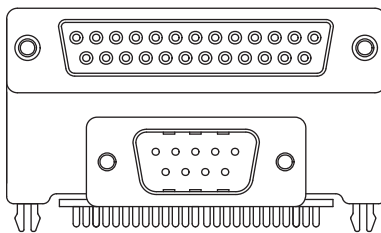
15P HD D-Sub Elevated



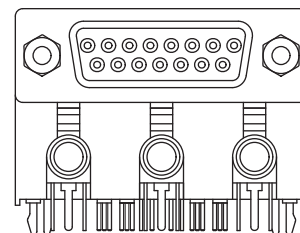
15P HD D-Sub over Dual Mini DINs




15P D-Sub over 9P D-Sub



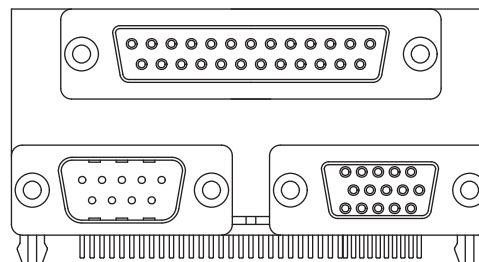
25P D-Sub over 9P D-Sub



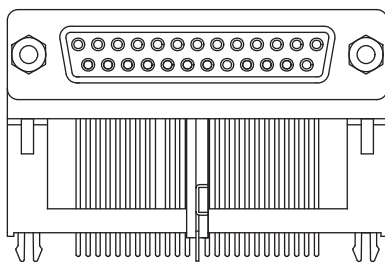
15P D-Sub over Ganged Stereo Jacks



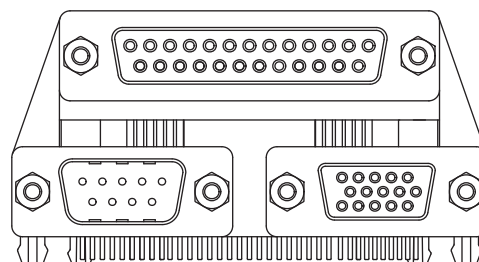
25P D-Sub over HD 15P D-Sub



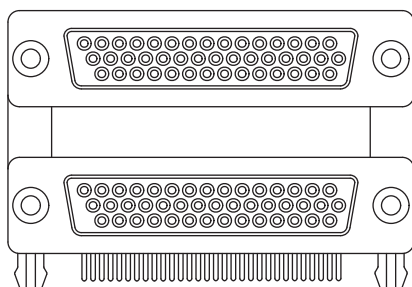
25P D-Sub over 9P D-Sub & HD 15P D-Sub



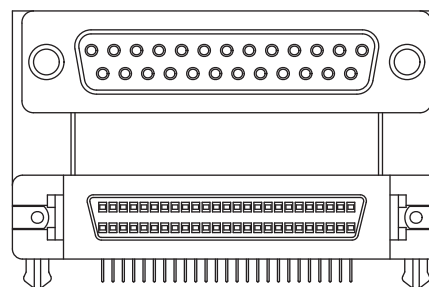
25P D-Sub Elevated



25P D-Sub over 9P D-Sub & HD 15P D-Sub



44P HD D-Sub over 44P HD D-Sub



25P D-Sub over 50P SCSI II