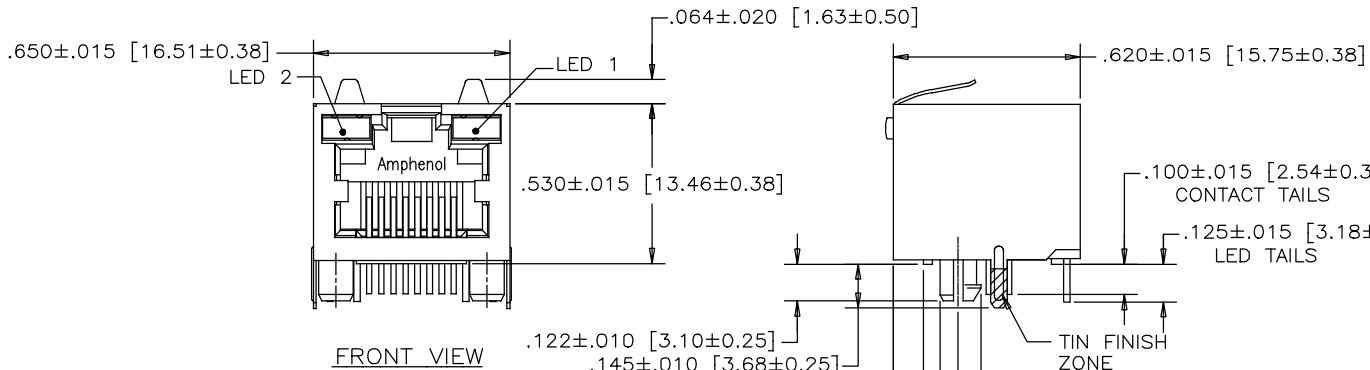


阅读申明

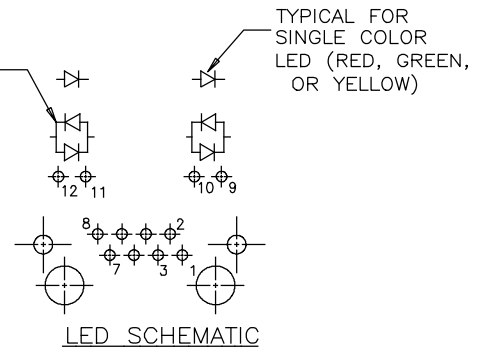
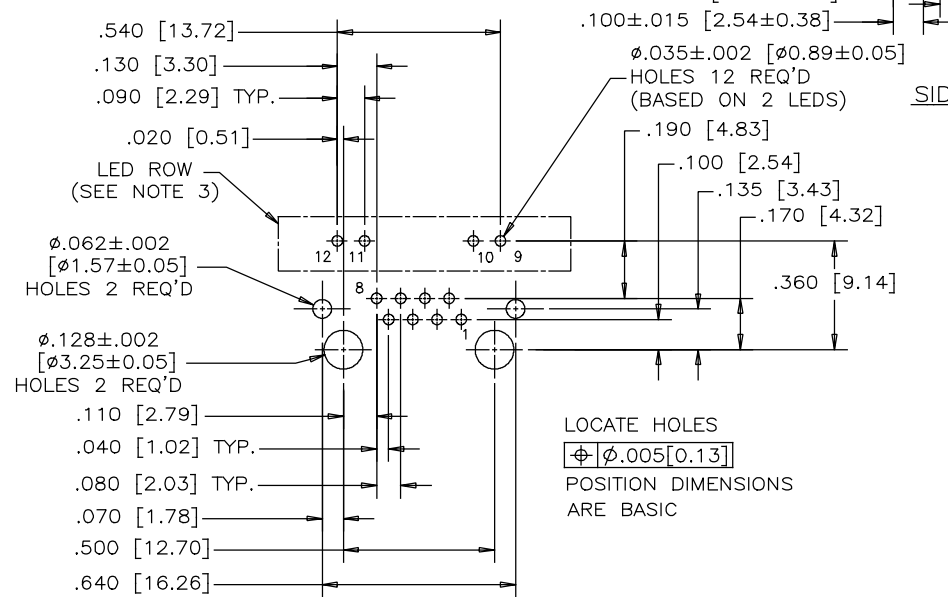
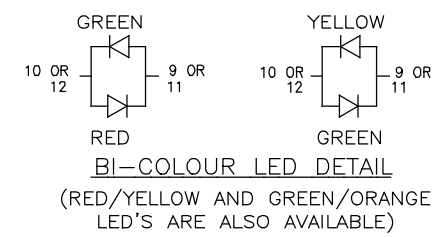
- 1.本站收集的数据手册和产品资料都来自互联网，版权归原作者所有。如读者和版权方有任何异议请及时告之，我们将妥善解决。
- 2.本站提供的中文数据手册是英文数据手册的中文翻译，其目的是协助用户阅读，该译文无法自动跟随原稿更新，同时也可能存在翻译上的不当。建议读者以英文原稿为参考以便获得更精准的信息。
- 3.本站提供的产品资料，来自厂商的技术支持或者使用者的心得体会等，其内容可能存在描述上的差异，建议读者做出适当判断。
- 4.如需与我们联系，请发邮件到marketing@iczoom.com，主题请标有“数据手册”字样。

Read Statement

1. The datasheets and other product information on the site are all from network reference or other public materials, and the copyright belongs to the original author and original published source. If readers and copyright owners have any objections, please contact us and we will deal with it in a timely manner.
2. The Chinese datasheets provided on the website is a Chinese translation of the English datasheets. Its purpose is for reader's learning exchange only and do not involve commercial purposes. The translation cannot be automatically updated with the original manuscript, and there may also be improper translations. Readers are advised to use the English manuscript as a reference for more accurate information.
3. All product information provided on the website refer to solutions from manufacturers' technical support or users the contents may have differences in description, and readers are advised to take the original article as the standard.
4. If you have any questions, please contact us at marketing@iczoom.com and mark the subject with "Datasheets" .



REVISIONS				
SYM	ZONE	ECN, ERN NO.	DATE	APPRD.
M		ADD DIMENSIONS	MAY14/15	L.CHAN
N		ADD SIDE VIEW FOR PANEL	SEP26/16	L.CHAN
P		CHANGE TO TIN FINISH	JUN19/17	L.CHAN

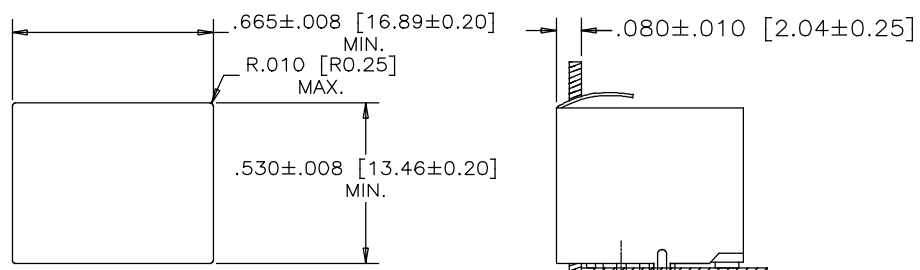


NOTES:

- MATERIALS:**
 PLASTIC HOUSING: HIGH TEMPERATURE THERMOPLASTIC
 FLAMMABILITY RATING UL 94V-0, COLOUR: BLACK

 CONTACTS: PHOSPHOR BRONZE
 PLATING: 50 μ" [1.27 MICRONS]
 MIN. GOLD ON MATING SURFACES.
 50 μ" [1.27 MICRONS]
 MIN. NICKEL UNDERPLATE
 100 μ" [2.54 MICRONS]
 MIN. MATTE TIN ON CONTACT TAILS.

 SHIELD: STAINLESS STEEL WITH TIN FINISH ON SOLDER TAIL
- RECOMMENDED SOLDERING TEMPERATURE:**
 WAVE SOLDERING AT 260°C MAXIMUM FOR 5 SEC MAXIMUM.
- P.C.B HOLE LAYOUT:**
 AMPHENOL PART NUMBER RJHSE-538X P.C.B LAYOUT LED HOLES ARE OPTIONAL.
- PART NUMBER:** RJHSE-538X
 REFER TO LED OPTIONS DRAWING FOR ORDERING CODES



RECOMMENDED PANEL CUTOUT

GENERAL TOLERANCE:
 DECIMALS ANGLE
 .X ±.025 .X° ±3.0°
 .XX ±.020 .XX° ±2.0°
 .XXX ±.015 .XXX° ±1.0°

DRAWN PAULW	DATE APR13/06
DESIGNED	
CHECKED CHIGOW	APR13/06
I. E. APPRD.	
Q. A. APPRD.	
DWG. APPRD.	
ENG. REL. NO.	
REF.	
DIMENSIONS ARE IN INCHES [mm]	CODE ID. NO. 03554

Amphenol Canada Corp.	
TITLE HIGH SPEED, RJ45, MODULAR JACK, 8 POSITION, 8 CONTACTS, SHIELDED, WITH LEDs - RoHS COMPLIANT	
DWG DRAWING NO. P-RJHSE-538X	REV. P
SCALE	WT. SURF. SHEET 1 OF 1

THIS DOCUMENT CONTAINS PROPRIETARY INFORMATION AND SUCH INFORMATION MAY NOT BE DISCLOSED TO OTHERS FOR ANY PURPOSE OR USED FOR MANUFACTURING PURPOSES WITHOUT WRITTEN PERMISSION FROM AMPHENOL CANADA CORP.