

阅读申明

- 1.本站收集的数据手册和产品资料都来自互联网，版权归原作者所有。如读者和版权方有任何异议请及时告之，我们将妥善解决。
- 2.本站提供的中文数据手册是英文数据手册的中文翻译，其目的是协助用户阅读，该译文无法自动跟随原稿更新，同时也可能存在翻译上的不当。建议读者以英文原稿为参考以便获得更精准的信息。
- 3.本站提供的产品资料，来自厂商的技术支持或者使用者的心得体会等，其内容可能存在描述上的差异，建议读者做出适当判断。
- 4.如需与我们联系，请发邮件到marketing@iczoom.com，主题请标有“数据手册”字样。

Read Statement

1. The datasheets and other product information on the site are all from network reference or other public materials, and the copyright belongs to the original author and original published source. If readers and copyright owners have any objections, please contact us and we will deal with it in a timely manner.
2. The Chinese datasheets provided on the website is a Chinese translation of the English datasheets. Its purpose is for reader's learning exchange only and do not involve commercial purposes. The translation cannot be automatically updated with the original manuscript, and there may also be improper translations. Readers are advised to use the English manuscript as a reference for more accurate information.
3. All product information provided on the website refer to solutions from manufacturers' technical support or users the contents may have differences in description, and readers are advised to take the original article as the standard.
4. If you have any questions, please contact us at marketing@iczoom.com and mark the subject with "Datasheets" .

APPROVAL SPECIFICATIONS

Title. 拨动开关 _____

Product Model. SS13E05-00/169 _____

Customer's Part NO. _____

Customer's Model: _____

Customer's Approval Requested.

Please return this copy as a certification of your approval.

Checked by: _____ Date: _____

Approved by: _____ Date: _____

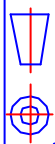
APPROVE	REVIEW	POLT
Jack Wu	孙斌	徐明娥

Shenzhen Gangyuan Microkey Technology Co.,ltd

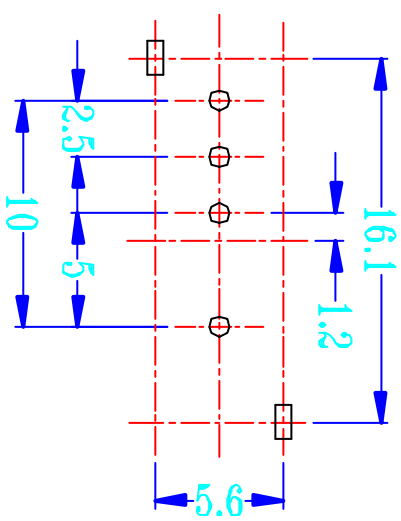
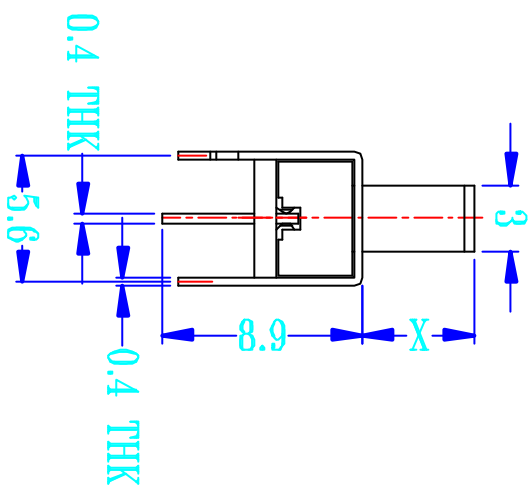
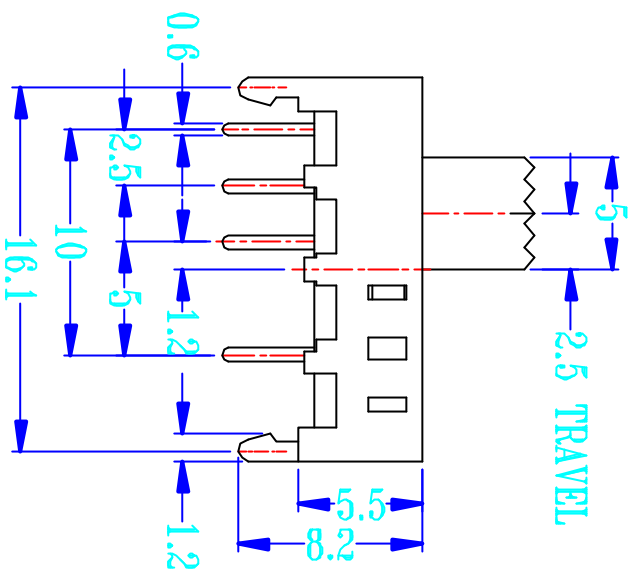
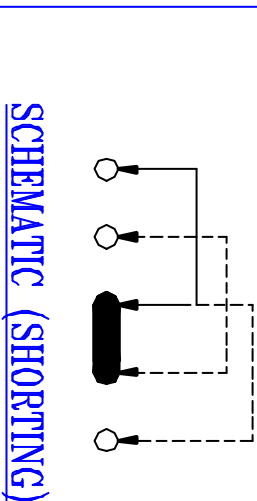
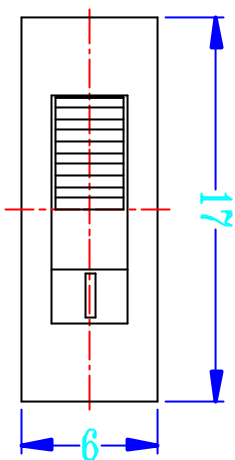
Shenzhen Gangyuan Industry Development Co., Ltd		文件编号	SF-SP-0235
深圳市港源实业发展有限公司		发布日期	2001 年 5 月 29 日
SPECIFICATION 规格书		第 A 版	第 1 页 共 3 页
MODEL NO. SS-13E05-00/169 产品名称.			
DRAWN 制订		蒋凤君	APPD. 审批
1. RATING (额定值) : DC 50V 0.3A			
2. FUNCTION (接触型式) : 1P3T			
3. TIMING (时间特性) : SHORTING			
4. ELECTRICAL CHARACTERISTICS (电气性能规格):			
ITEM 项目		TEST CONDITIONS 测试条件	PERFORMANCE 规格
4.1	CONTACT RESISTANCE 接触电阻	MEASURED AT 1KHz SMALL CURRENT (100 mA OR LESS) 在 1KHz 微小电流 (100mA 以下) 测试.	30mΩ MAX. 30 毫欧以下.
4.2	INSULATION RESISTANCE 绝缘电阻	APPLY A VOLTAGE OF 500V DC SHALL BE APPLIED FOR 1 MIN AFTER WHICH MEASUREMENT BE MADE: (1) BETWEEN TERMINALS. (2) BETWEEN INDIVIDUAL TERMINALS AND FRAME. 输入 500V DC 电压 1 分钟, 按以下接触方法测试: (1) 排脚相互之间. (2) 排脚与外壳之间.	100MΩ MIN. 100 兆欧以上.
4.3	DIELECTRIC STRENGTH 耐电压	AC 500V rms (50-60Hz) FOR 1 MIN TRIP CURRENT: 0.5 mA (1) BETWEEN TERMINALS. (2) BETWEEN INDIVIDUAL TERMINALS AND FRAME. 输入 AC 500V (50-60Hz) 电压, 1 分钟感度电流为 0.5mA, 按以下接触方法测试: (1) 排脚相互之间. (2) 排脚与外壳之间.	WITHOUT DAMAGE TO PARTS ARCING OR BREAKDOWN, ETC. 没有绝缘破坏等异常.
5 .MECHANICAL CHARACTERISTICS (机械性能规格)			
ITEM 项目		TEST CONDITIONS 测试条件	PERFORMANCE 规格
5.1	OPERATING FORCE 作动力	MEASUREMENT SHALL BE MADE AT THE NEAREST POINT OF THE COMPONENT OR AT THE POINT 3mm FROM THE TIP OF THE ACTUATOR (KNOB). 在距离胶柄前端 3mm 作测定点 .	250gf±100gf
5.2	TERMINAL STRENGTH 端子强度	A STATIC LOAD OF 500gf SHALL BE APPLIED TO THE TERMINAL FOR 15 SEC. IN ANY DIRECTION 在排脚前端任意一个方向加 500gf 力度测试, 时间为 15 秒.	MECHANICAL AND ELECTRICAL CHARACTERISTICS SHALL BE SATISFIED WITHOUT DAMAGE OR EXCESSIVE LOOSENESS OF ACTUATOR. 在端子中没有裂开、松动等异常, 满足于机械、电器性能.
5.3	DISPLACEMENT OF ACTUATOR (KNOB) 柄 强度	A STATIC LOAD OF 10 N (1Kgf) SHALL BE APPLIED TO THE TOP OF THE ACTUATOR (KNOB) AND THEN DISPLACEMENT SHALL BE MEASURED TO THE DIRECTION OF THE ARROW. 在柄的前端施加 1kgf 的力度, 位移应沿印记的方向上定.	THE LEVER SHALL HAVE NO SERIOUS DEFORMATION AND FUNCTION IS NORMALLY . 柄部无严重变形, 可以正常工作.

Shenzhen Gangyuan Industry Development Co., Ltd		文件编号	SF-SP-0235
深圳市港源实业发展有限公司		发布日期	2001 年 5 月 29 日
SPECIFICATION 规格书		第 A 版	第 2 页 共 3 页
6. ENDURANCE CHARACTERISTICS (耐久性):			
ITEM 项目	TEST CONDITIONS 测试条件	PERFORMANCE 规格	
6.1 LIFE TEST 寿命试验	ENDURANCE WITHOUT LOADING: A SWITCH SHALL BE SUBJECTED TO 10,000 CYCLES AT A SPEED OF 15 TO 18 CYCLES PER MINUTE WITHOUT LOADING. 无负荷: 在无负荷的条件下以每分钟 15~18 回的速度进行 10,000 次的测试。	(1) CONTACT RESISTANCE (接触电阻) 100mΩ MAX. 100 毫欧以下。 (2) INSULATION RESISTANCE (绝缘电阻) 50MΩ MIN. 50 兆欧以上。 (3) WITHSTAND VOLTAGE (耐电压) AC 500V, 1 MINUTE. AC 500V 1 分钟。 (4) OPERATING FORCE (作动力) ±30% INITIAL VALUE. 变化范围初始值±30%。 (5) WITHOUT DAMAGE TO PARTS ARCING OR BREAKDOWN ETC. (测试后外表无损伤, 并且满足机械性能)	
6.2 SOLDERABILITY TEST 可焊性试验	THE TOP OF THE TERMINALS SHALL BE DIPPED 2mm IN THE SOLDER BATH OF 230±5°C FOR 3±0.5 SECONDS. 端子顶部被浸入锡焊池中 2mm 深, 温度为 230±5°C, 时间为 3±0.5 秒。	THE AREA OF SOLDERING. SHOULD BE OVER 75%. 焊接面积要有 75% 以上。	
6.3 RESISTANCE TO SOLDERING HEAT TEST 耐焊性试验	SOLDER BATH METHOD: SOLDER TEMPERATURE 260±5°C IMMERSION TIME 3±0.5 SEC IMMERSION DEPTH UP TO THE SURFACE OF THE BOARD THICKNESS OF PRINTED WIRING BOARD 1.6mm DIMENSIONS OF COMPONENT HOLES IN THE PRINTED WIRING BOARD SHALL BEING ACCORDANCE WITH THOSE SPECIFIED IN THIS SPECIFICATION. 焊炉焊接的时候温度控制在 260±5°C, 过炉时间 3±0.5 秒, 于 (基板) 厚度为 1.6mm.	WITHOUT DEFORMATION OF CASE OR EXCESSIVE LOOSENESS OF TEMINALS ELECTRICAL CHARACTERISTICS SHALL BE SATISFIED. 本体无变形, 能满足于机械、电器性能。	
6.4 COLD TEST 耐冷试验	THE SWITCH SHALL BE STORED AT A TEMPERATURE OF -25±3°C FOR 48 HOURS. THEN THE SWITCH SHALL BE MAINTAINED AT STANDARD ATMOSPHERIC CONDITIONS FOR 1 HOUR AFTER WHICH MEASUREMENT SHALL BE MADE. 放置在温度 -25±3°C 中 48 小时后, 再放置常温常湿中 1 小时来进行测试。	THERE SHALL BE NO DEFORMATION OR CRACKS IN MOLDED PART. 外观无异常, 满足于机械、电器性能。	

Shenzhen Gangyuan Industry Development Co., Ltd		文件编号	SF-SP-0235
深圳市港源实业发展有限公司		发布日期	2001 年 5 月 29 日
SPECIFICATION 规格书		第 A 版	第 3 页 共 3 页
6.5	HEAT TEST 耐热试验	THE SWITCH SHALL BE STORED AT A TEMPERATURE OF $70\pm 2^{\circ}\text{C}$ FOR 48 HOURS. THEN THE SWITCH SHALL BE MAINTAINED AT STANDARD ATMOSPHERIC CONDITIONS FOR 1 HOUR AFTER WHICH MEASUREMENT SHALL BE MADE. 放置在温度 $70\pm 2^{\circ}\text{C}$ 中测试 48 小时后,再放置正常室温中 1 小时来测定.	THERE SHALL BE NO DEFORMATION OR CRACKS IN MOLDED PART. 外观无异常,满足于机械、电器性能。
6.6	HUMIDITY TEST 潮湿试验	THE SWITCH SHALL BE STORED AT A TEMPERATURE OF $40\pm 2^{\circ}\text{C}$ AND A HUMIDITY OF 90% TO 95% FOR 96 HOURS. THEN THE SWITCH SHALL BE MAINTAINED AT STANDARD ATMOSPHERIC CONDITION FOR 1 HOUR AFTER WHICH MEASUREMENT SHALL BE MADE. 放置 $40\pm 2^{\circ}\text{C}$ 的相对湿度为 90%~95% 环境中 96 小时后,再将样版放在正常环境 1 小时后进行测试.	
6.7	STANDARD ATMOSPHERIC CONDITIONS 测试标准状态	UNLESS OTHERWISE SPECIFIED. THE STANDARD RANGE OF ATMOSPHERIC CONDITIONS FOR MAKING MEASUREMENTS AND TESTS ARE AS FOLLOWS: (1) AMBIENT TEMPERATURE : 5°C TO 35°C (2) RELATIVE HUMIDITY : 45% TO 85% (3) AIR PRESSURE : 86Kpa TO 106Kpa 在没有指定的情况下测试温度、湿度、气压如下: (1) 温度为 $5\sim 35^{\circ}\text{C}$. (2) 湿度为 45%~85%. (3) 气压为 86Kpa~106Kpa.	
6.8	PRACTICAL TEMPERATURE RANGE 使用温度范围	$-16^{\circ}\text{C}\sim +60^{\circ}\text{C}$. 在 $-16^{\circ}\text{C}\sim +60^{\circ}\text{C}$ 内使用.	



CAD FILE:



P.C.B LAYOUT

8												
7												
6	CONTACT	BRASS STRIP	1	Ag PLATED								
5	SPRING	STEEL WIRE	1	TEMPER								
4	TERMINAL	BRASS STRIP	3	Ag PLATED OVER Ni PLATED								
3	BASE	PHENOLIC RESIN	1	NATURAL								
2	FRAME	STEEL STRIP	1	Ni PLATED								
1	KNOB	PMMA	1	BLACK								
NO.	PART NAME	MATERIAL	QTY	FINISHING	TOLERANCE		UNLESS SPECIFIED		TITLE : HORIZONTAL SLIDE SWITCH		SCALE: 3:1	
					WITHIN: 1.5±0.1mm		OVER : 1.5±0.2mm		ISSUE		DATE	
					MODEL: SS13E05-00/169				DRWG NO.: SF-DR-SS13E05-00		DMN.	
					深圳市港源实业发展有限公司				APPD.		CHK'D	