

阅读申明

- 1.本站收集的数据手册和产品资料都来自互联网，版权归原作者所有。如读者和版权方有任何异议请及时告之，我们将妥善解决。
- 2.本站提供的中文数据手册是英文数据手册的中文翻译，其目的是协助用户阅读，该译文无法自动跟随原稿更新，同时也可能存在翻译上的不当。建议读者以英文原稿为参考以便获得更精准的信息。
- 3.本站提供的产品资料，来自厂商的技术支持或者使用者的心得体会等，其内容可能存在描述上的差异，建议读者做出适当判断。
- 4.如需与我们联系，请发邮件到marketing@iczoom.com，主题请标有“数据手册”字样。

Read Statement

1. The datasheets and other product information on the site are all from network reference or other public materials, and the copyright belongs to the original author and original published source. If readers and copyright owners have any objections, please contact us and we will deal with it in a timely manner.
2. The Chinese datasheets provided on the website is a Chinese translation of the English datasheets. Its purpose is for reader's learning exchange only and do not involve commercial purposes. The translation cannot be automatically updated with the original manuscript, and there may also be improper translations. Readers are advised to use the English manuscript as a reference for more accurate information.
3. All product information provided on the website refer to solutions from manufacturers' technical support or users the contents may have differences in description, and readers are advised to take the original article as the standard.
4. If you have any questions, please contact us at marketing@iczoom.com and mark the subject with "Datasheets" .

CB9100 Series Supplemental Circuit Breakers

Circuit Breakers Thermal Magnetic Type

- Rated from 0.5 to 63 amps
- Available in single, double and triple pole configurations
- Optional auxiliary contacts
- Mounts on 35mm DIN-rail
- UL and CSA approvals
- CSA 277 VAC (1 pole) or 480 VAC (2 and 3 pole)
- 50 VDC (0.5 A to 50 A) 1 pole
- 110 VDC (0.5 A to 50 A) 2 pole

CB9100 Series Single Pole



CB9100 Series Double Pole



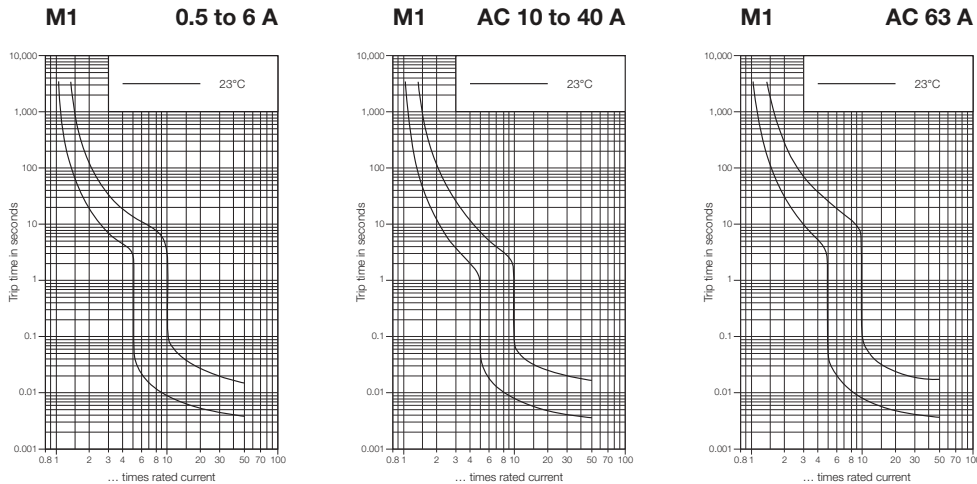
CB9100 Series Triple Pole



Ordering Data	Type: Single Pole		Type: Double Pole		Type: Triple Pole	
	Current Ratings (amps)	Part No.	Current Ratings (amps)	Part No.	Current Ratings (amps)	Part No.
	0.5	9925350000	0.5	9925650000	0.5	9925810000
	1.0	9925360000	1.0	9925660000	1.0	9925820000
	2.0	9925380000	2.0	9925680000	2.0	9925840000
	3.0	9925390000	3.0	9925690000	3.0	9925850000
	4.0	9925400000	4.0	9925700000	4.0	9925860000
	6.0	9925410000	6.0	9925710000	6.0	9925870000
	10.0	9925430000	10.0	9925730000	10.0	9925890000
	13.0	9929820000	13.0	9929830000	13.0	9929840000
	16	9925440000	16	9925740000	16	9925900000
	20	9925450000	20	9925750000	20	9925910000
	25	9925460000	25	9925760000	25	9925920000
	32	9925470000	32	9925770000	32	9925930000
	40	9925480000	40	9925780000	40	9925940000
	50	9925490000	50	9925790000	50	9925950000
	63	9925500000	63	9925800000	63	9925960000

Trip Curves Thermal Magnetic Type Typical time/current characteristics at 23°C

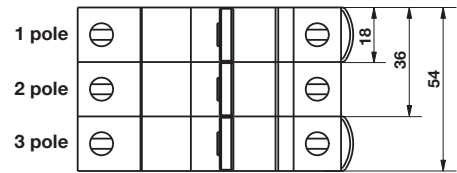
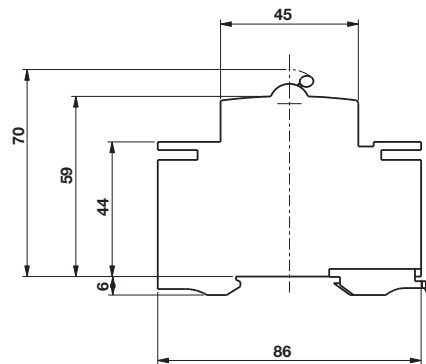
CB9100 Series



Note: "C" trip time characteristics according to VDE 064 A4/11.88 (9100 Series only)

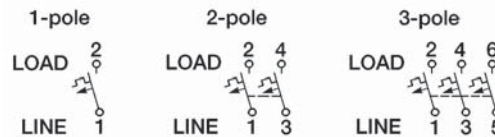
CB9100 Series Supplemental Circuit Breakers

CB9100 Series



Dimensions in mm

Internal Wiring Diagram



Technical Data

Rated voltage & current

UL 1077

CSA C 22.2 No. 235

VDE

Creepage resistance

Insulation resistance

Interrupting capacity

(UL 1077/EN 609334 PC1) 1 pole

Mechanical/Electrical endurance

Shock

Torque

Vibration

Temperature range - operating

Weight

Strip length

Auxiliary contact rating

Wire size - #22...12 AWG

Wire size

Accessories

Jumpers

Auxiliary contacts

Security hardware

Marking Tags

Adhesive label

277 V (1 pole) 480 V (2 and 3 pole) 50 VDC (1 pole) 110 VDC (2 pole)

277 V (1 pole) 480 V (2 and 3 pole) 50 VDC (1 pole) 110 VDC (2 pole)

PTI 250 to IEC 112

>100 MΩ at 500 VDC

Current ratings	Interrupting Rupture capacity (3X)	Voltage
0.5...63 A	10,000 A (UL)	277 VAC/50 VDC
0.5...32 A	2,000 A (UL)	347 / 600 AC
0.5...63 A	6,000 A (UL)	50 VDC (1) pole
0.5...50 A	6,000 A (UL)	110 VDC (2) poles

20,000/10,000

20 g (10 ms)

2 Nm

3 g (10 to 55 Hz)

-25°C...+55°C (-13°F to 131°F)

1 pole (130 g); 2 pole (280 g); 3 pole (430 g)

12 mm

Voltage Current

AC 220/240 5 A

AC 277 3 A

DC 24 V 4 A

DC 60 V 1 A

DC220 V 0.4 A

#18...2 AWG (line); #18...3 AWG (load)

Type

3 pole bus, 10 x 1010 mm, buses (19) 3 phase groupings

3 pole bus, 16 x 210 mm, buses (4) 3 phase groupings

3 pole bus, 16 x 1010 mm, buses (19) 3 phase groupings

1 pole bus, 12 x 210 mm, buses 12 breakers

1 pole bus, 12 x 210 mm (insulated), buses 12 breakers

Bus bar clamp

Part No.

9970330000

9970340000

9970350000

9970360000

9991990000

9970370000

Auxiliary contacts

9970300000

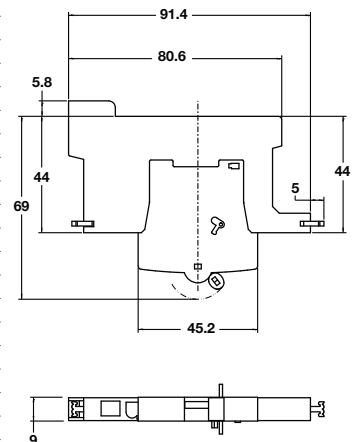
Lock out cover

9970380000

ETO 10/26, yellow (26 mm x 10 mm)

1686401687

Auxiliary Contact Modules



Internal Auxiliary Wiring Diagram

