

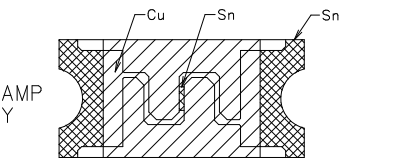
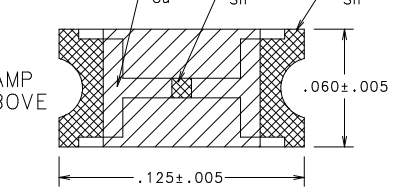
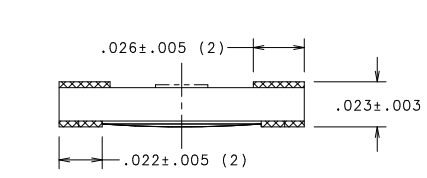
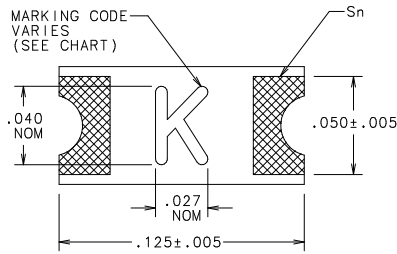
## 阅读申明

- 1.本站收集的数据手册和产品资料都来自互联网，版权归原作者所有。如读者和版权方有任何异议请及时告之，我们将妥善解决。
- 2.本站提供的中文数据手册是英文数据手册的中文翻译，其目的是协助用户阅读，该译文无法自动跟随原稿更新，同时也可能存在翻译上的不当。建议读者以英文原稿为参考以便获得更精准的信息。
- 3.本站提供的产品资料，来自厂商的技术支持或者使用者的心得体会等，其内容可能存在描述上的差异，建议读者做出适当判断。
- 4.如需与我们联系，请发邮件到marketing@iczoom.com，主题请标有“数据手册”字样。

## Read Statement

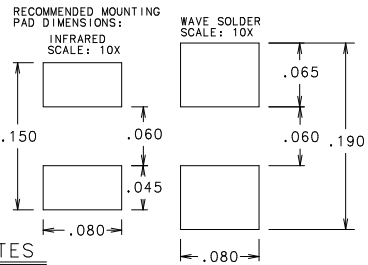
1. The datasheets and other product information on the site are all from network reference or other public materials, and the copyright belongs to the original author and original published source. If readers and copyright owners have any objections, please contact us and we will deal with it in a timely manner.
2. The Chinese datasheets provided on the website is a Chinese translation of the English datasheets. Its purpose is for reader's learning exchange only and do not involve commercial purposes. The translation cannot be automatically updated with the original manuscript, and there may also be improper translations. Readers are advised to use the English manuscript as a reference for more accurate information.
3. All product information provided on the website refer to solutions from manufacturers' technical support or users the contents may have differences in description, and readers are advised to take the original article as the standard.
4. If you have any questions, please contact us at marketing@iczoom.com and mark the subject with "Datasheets" .

CATALOG NO	RATING (AMPS)	VOLTAGE RATING	INTERRUPTING RATING	COLD RESIST. mOHMS	VOLTAGE DROP NOM V	MARKING CODE
0466.125NR	1/8	125V	50A	1500-2500	-	B
0466.200NR	.200	125V	50A	690-1185	-	C
0466.250NR	1/4	125V	50A	440-800	-	D
0466.375NR	3/8	125V	50A	300-460	-	E
0466.500NR	1/2	63V	50A	180-305	-	F
0466.750NR	.75	63V	50A	88-124	-	G
0466001.NR	1.0	63V	50A	63-87	-	H
04661.25NR	1-1/4	63V	50A	48-66	-	J
046601.5NR	1-1/2	63V	50A	39-52	-	K
04661.75NR	1-3/4	63V	50A	32-43	-	L
0466002.NR	2	63V	50A	26-34	-	N
046602.5NR	2-1/2	32V	50A	20-26	-	O
0466003.NR	3.0	32V	50A	16-22	-	P
0466004.NR	4.0	24V	35A	12-16	-	S
0466005.NR	5.0	24V	35A	9.5-12.1	-	T
0466007.NR	7.0	24V	35A	6.5-8.3	-	U
0466010.NR	10.0	24V	35A	4.3-5.6	-	X



.200 AMP AND ABOVE

.125 AMP ONLY



NOTES

- CONSTRUCTION MATERIALS:  
BODY: ADVANCED HIGH TEMPERATURE SUBSTRATE  
TERMINATIONS: COPPER/NICKEL/TIN (MATTE FINISH)  
COVER COAT: CONFORMAL COATING
- INSULATION RESISTANCE (AFTER OPENING):  
EXCEED 10kΩ
- OPERATING TEMPERATURE RANGE:  
-55°C TO 125°C
- VIBRATION:  
WITHSTANDS 10-55 HZ PER MIL-STD-202F, METHOD 201A AND 10-2000 HZ AT 20G'S PER MIL-STD-202F, METHOD 204D, CONDITION D
- THERMAL SHOCK:  
WITHSTANDS 5 CYCLES OF -55°C TO 125°C
- RESISTANCE TO SOLDERING HEAT:  
WITHSTANDS 60 SECONDS ABOVE 200°C UP TO 260°C MAXIMUM.
- SOLDERING PARAMETERS:  
WAVE SOLDER - 260°C, 10 SECONDS, MAX.  
INFRARED SOLDER - 260°C, 30 SECONDS, MAX.
- PACKAGING:  
8mm TAPE AND REEL PER EIA - RS481 (EQUIVALENT TO IEC 286 - 3); 5000 FUSES PER REEL.
- METER EXCITATION CURRENT MUST BE LESS THAN 10% OF FUSE RATING.

ELECTRICAL CHARACTERISTICS	
1 OF RATING	OPENING TIME
100%	4 HOURS MIN
200%	5 SECONDS MAX
300%	0.2 SECONDS MAX

1. MEASURED AT 10X RATED CURRENT, 25°C

NO COMPONENT NO		DESCRIPTION		QTY/M	U/M
<b>BILL OF MATERIAL</b>					
FINISH		SCALE		90:1	
DATE		2/6/02		OR NOTED	
DATE				SUPER DRW	
DATE				RAW STK WT	
DATE				LBS/M	
TOLERANCE UNLESS OTHERWISE SPECIFIED					
TWO PLACE DEC ±.010 FRACTION ±					
THREE PLACE DEC ±.005 ANGULAR ±1°					
TITLE					
SLIM 1206 "LEAD FREE" SMF FUSE (1206" CHIP SIZE)					
DATE		DRAWN NO		OUTLINE	
DATE		A		0466000.NR	
DATE		LITTELFUSE		DES PLAINS, ILLINOIS 60016	

UNLESS OTHERWISE SPECIFIED, DIMENSIONS DO NOT INCLUDE PLATING.

CPK DENOTES CRITICAL CHARACTERISTICS.

CPK DENOTES CPK DIMENSIONS - MINIMUM CPK VALUE

DENOTES A CHARACTERISTIC THAT PROVIDES AN INDICATION

OF THE PROCESS VARIATION TO BE EXPECTED FOR MEASUREMENT

OF THIS CHARACTERISTIC. THE MEASUREMENT PROCEDURE FOR MEASUREMENT

OF THIS CHARACTERISTIC IS TO BE DETERMINED BY THE USER. INSPECTOR

CPK DENOTES CP DIMENSIONS - MINIMUM CP VALUE

CPK DENOTES CP DIMENSIONS - MINIMUM CP VALUE

CPK DENOTES CP DIMENSIONS - MINIMUM CP VALUE

CPK DENOTES CP DIMENSIONS - MINIMUM CP VALUE

CPK DENOTES CP DIMENSIONS - MINIMUM CP VALUE

CPK DENOTES CP DIMENSIONS - MINIMUM CP VALUE

CPK DENOTES CP DIMENSIONS - MINIMUM CP VALUE

CPK DENOTES CP DIMENSIONS - MINIMUM CP VALUE

CPK DENOTES CP DIMENSIONS - MINIMUM CP VALUE

CPK DENOTES CP DIMENSIONS - MINIMUM CP VALUE

CPK DENOTES CP DIMENSIONS - MINIMUM CP VALUE

CPK DENOTES CP DIMENSIONS - MINIMUM CP VALUE

CPK DENOTES CP DIMENSIONS - MINIMUM CP VALUE

CPK DENOTES CP DIMENSIONS - MINIMUM CP VALUE

CPK DENOTES CP DIMENSIONS - MINIMUM CP VALUE

CPK DENOTES CP DIMENSIONS - MINIMUM CP VALUE

CPK DENOTES CP DIMENSIONS - MINIMUM CP VALUE

CPK DENOTES CP DIMENSIONS - MINIMUM CP VALUE

CPK DENOTES CP DIMENSIONS - MINIMUM CP VALUE

CPK DENOTES CP DIMENSIONS - MINIMUM CP VALUE

CPK DENOTES CP DIMENSIONS - MINIMUM CP VALUE

