

阅读申明

- 1.本站收集的数据手册和产品资料都来自互联网，版权归原作者所有。如读者和版权方有任何异议请及时告之，我们将妥善解决。
- 2.本站提供的中文数据手册是英文数据手册的中文翻译，其目的是协助用户阅读，该译文无法自动跟随原稿更新，同时也可能存在翻译上的不当。建议读者以英文原稿为参考以便获得更精准的信息。
- 3.本站提供的产品资料，来自厂商的技术支持或者使用者的心得体会等，其内容可能存在描述上的差异，建议读者做出适当判断。
- 4.如需与我们联系，请发邮件到marketing@iczoom.com，主题请标有“数据手册”字样。

Read Statement

1. The datasheets and other product information on the site are all from network reference or other public materials, and the copyright belongs to the original author and original published source. If readers and copyright owners have any objections, please contact us and we will deal with it in a timely manner.
2. The Chinese datasheets provided on the website is a Chinese translation of the English datasheets. Its purpose is for reader's learning exchange only and do not involve commercial purposes. The translation cannot be automatically updated with the original manuscript, and there may also be improper translations. Readers are advised to use the English manuscript as a reference for more accurate information.
3. All product information provided on the website refer to solutions from manufacturers' technical support or users the contents may have differences in description, and readers are advised to take the original article as the standard.
4. If you have any questions, please contact us at marketing@iczoom.com and mark the subject with "Datasheets" .

Description

- Axial Leaded
- Fast Acting, Wire-in-Air Design
- Tin-lead Plated Copper Lead Wires
- High Temperature Epoxy Plastic Body, UL 94 VO
- Interrupt 50 amperes at 125 VAC
- Low resistance values

| ELECTRICAL CHARACTERISTICS | |
|----------------------------|-------------------|
| % of Amp Rating | Opening Time |
| 100% | 4 hours minimum |
| 200% | 5 seconds maximum |

Agency Information


- UL Recognition Guide & File numbers: JDYX2 & E195337.
- CSA Certification Record No: LR 701159 & Class No: 1422 30 and 1422 01.

Environmental Data

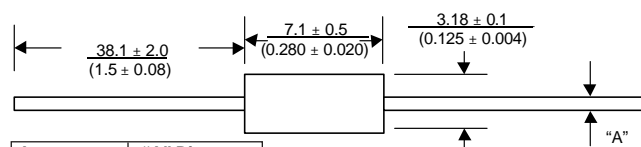
- Shock Resistance: MIL-STD-202, Method 213, Test Condition 1 (Sawtooth)
- Vibration Resistance: MIL-STD-202, Method 201 (10-55 Hz x 3 axis/ no load)
- Moisture Resistance: MIL-STD-202F, Method 106
- Soldering Heat Resistance: 260°C, 10 seconds per IEC 68-2-20
- Salt Spray: MIL-STD-202, Method 101, Test Condition B (48 Hours)

Ordering

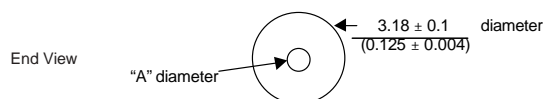
- Specify product code and packaging code



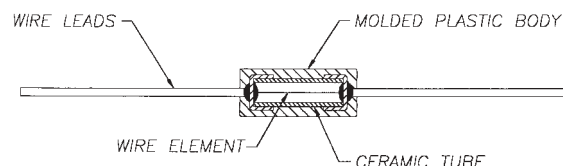
Dimensions mm/(inches)



| Amperage | "A" Diameter |
|------------|--------------|
| 100mA - 7A | 0.025" |
| 10A - 15A | 0.032" |



Construction



Soldering Method

- Heat Resistance: 260°C, 10 sec per IEC 68-2-20

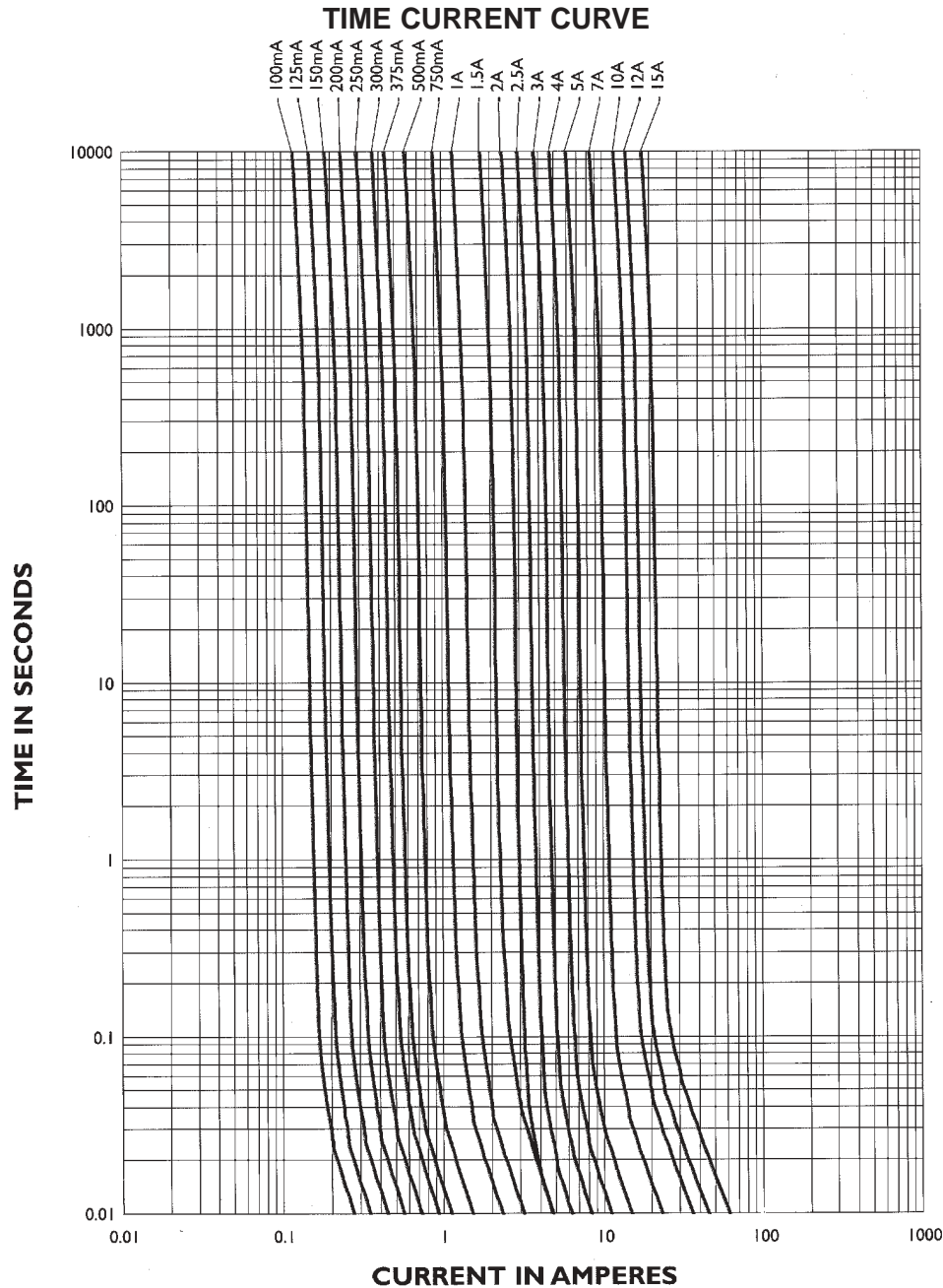
| SPECIFICATIONS | | | | | | |
|----------------|----------------------|----------------------|-------|-----------------------------|------------------------------|---------------------------|
| Product Code | Voltage Rating AC/DC | Interrupting Rating* | | Resistance (ohms)** Typ. | Typical Melt I ^{††} | Typical Voltage Drop (V)‡ |
| | | AC | DC | | | |
| MCRW100mA | 125 V | 50 A | 300 A | 15.5 | 0.0006 | 0.68 |
| MCRW125mA | 125 V | 50 A | 300 A | 2.2 | 0.0009 | 0.61 |
| MCRW150mA | 125 V | 50 A | 300 A | 1.6 | 0.0015 | 0.54 |
| MCRW200mA | 125 V | 50 A | 300 A | 1.2 | 0.002 | 0.48 |
| MCRW250mA | 125 V | 50 A | 300 A | 0.85 | 0.004 | 0.43 |
| MCRW300mA | 125 V | 50 A | 300 A | 0.62 | 0.008 | 0.39 |
| MCRW375mA | 125 V | 50 A | 300 A | 0.49 | 0.012 | 0.35 |
| MCRW500mA | 125 V | 50 A | 300 A | 0.33 | 0.023 | 0.31 |
| MCRW750mA | 125 V | 50 A | 300 A | 0.19 | 0.056 | 0.25 |
| MCRW1A | 125 V | 50 A | 300 A | 0.13 | 0.10 | 0.22 |
| MCRW1.5A | 125 V | 50 A | 300 A | 0.07 | 0.25 | 0.18 |
| MCRW2A | 125 V | 50 A | 300 A | 0.054 | 0.27 | 0.24 |
| MCRW2.5A | 125 V | 50 A | 300 A | 0.041 | 0.50 | 0.22 |
| MCRW3A | 125 V | 50 A | 300 A | 0.031 | 0.9 | 0.20 |
| MCRW4A | 125 V | 50 A | 300 A | 0.023 | 1.6 | 0.19 |
| MCRW5A | 125 V | 50 A | 300 A | 0.018 | 3 | 0.17 |
| MCRW7A | 125 V | 50 A | 300 A | 0.012 | 7 | 0.15 |
| MCRW10A | 125 V | 50 A | 300 A | 0.007 | 21 | 0.098 |
| MCRW12A | 125 V | 50 A | 300 A | 0.006 | 35 | 0.093 |
| MCRW15A | 125 V | 50 A | 300 A | 0.004 | 63 | 0.088 |

* AC Interrupting Rating (Measured at designated voltage, 100%) DC Interrupting Rating (Measured at designated voltage, rise time of less than 50 microseconds, battery source)

** DC Cold Resistance (Measured at 10% of rated current)

† Typical Melting I^{††} (Measured with a battery bank at rated DC voltage, 10x-rated current, rise time of calibrated circuit less than 50 microseconds)

‡ Typical Voltage Drop (Measured at rated current after temperature stabilizes)



| PACKAGING CODE | |
|-----------------------|---|
| Packaging Code | Description |
| BK1 | 1,000 pieces in bulk |
| TR1 | 2,500 pieces on tape-and-reel per EIA-296-E @ 5 mm pitch and 52.4mm inside tape spacing |