

阅读申明

- 1.本站收集的数据手册和产品资料都来自互联网，版权归原作者所有。如读者和版权方有任何异议请及时告之，我们将妥善解决。
- 2.本站提供的中文数据手册是英文数据手册的中文翻译，其目的是协助用户阅读，该译文无法自动跟随原稿更新，同时也可能存在翻译上的不当。建议读者以英文原稿为参考以便获得更精准的信息。
- 3.本站提供的产品资料，来自厂商的技术支持或者使用者的心得体会等，其内容可能存在描述上的差异，建议读者做出适当判断。
- 4.如需与我们联系，请发邮件到marketing@iczoom.com，主题请标有“数据手册”字样。

Read Statement

1. The datasheets and other product information on the site are all from network reference or other public materials, and the copyright belongs to the original author and original published source. If readers and copyright owners have any objections, please contact us and we will deal with it in a timely manner.
2. The Chinese datasheets provided on the website is a Chinese translation of the English datasheets. Its purpose is for reader's learning exchange only and do not involve commercial purposes. The translation cannot be automatically updated with the original manuscript, and there may also be improper translations. Readers are advised to use the English manuscript as a reference for more accurate information.
3. All product information provided on the website refer to solutions from manufacturers' technical support or users the contents may have differences in description, and readers are advised to take the original article as the standard.
4. If you have any questions, please contact us at marketing@iczoom.com and mark the subject with "Datasheets" .

Lightning arrester type 1 - FLT-CP-N/PE-350 - 2859754

Please be informed that the data shown in this PDF Document is generated from our Online Catalog. Please find the complete data in the user's documentation. Our General Terms of Use for Downloads are valid (<http://phoenixcontact.com/download>)



Encapsulated pluggable Class I arresters as N/PE spark gap with an ignition mechanism for triggering the sparkover voltage.

Product Features

- Plugs can be checked with CHECKMASTER
- High continuous voltage of 350 V AC for 230/400 V AC networks with high voltage fluctuations
- With floating remote indication contact
- Thermal disconnect device for each individual plug
- Optical, mechanical status indication for the individual arresters



Key Commercial Data

Packing unit	1 pc
Weight per Piece (excluding packing)	412.3 g
Custom tariff number	85369010
Country of origin	Germany

Technical data

Environmental Product Compliance

REACH SVHC	UV -328 25973-55-1
------------	--------------------

Dimensions

Height	95 mm
Width	35.6 mm
Depth	71.5 mm
Horizontal pitch	2 Div.

Ambient conditions

Lightning arrester type 1 - FLT-CP-N/PE-350 - 2859754

Technical data

Ambient conditions

Degree of protection	IP20 (only when all terminal points are used)
Ambient temperature (operation)	-40 °C ... 80 °C
Ambient temperature (storage/transport)	-40 °C ... 80 °C
Altitude	≤ 2000 m (amsl (above mean sea level))
Permissible humidity (operation)	5 % ... 95 %
Shock (operation)	25g (half sinus / 11 ms / 3x ±X, ±Y, ±Z)
Vibration (operation)	5g (5 - 500 Hz/2.5 h/X, Y, Z)

General

Standards/specifications	IEC 61643-11 2011
	EN 61643-11 2012
IEC test classification	I / II
	T1 / T2
EN type	T1 / T2
IEC power supply system	TN-S
	TT
Number of ports	One
SPD design	Voltage-switching type
Mode of protection	N-PE
Mounting type	DIN rail: 35 mm
Color	gray/blue
	black
Housing material	PBT
Degree of pollution	2
Flammability rating according to UL 94	V-0
Type	DIN rail module, two-section, divisible
Number of positions	1
Surge protection fault message	Optical, remote indicator contact

Protective circuit

Nominal voltage U_N	240 V AC (TN - only N-PE)
	240 V AC (TT - only N-PE)
Nominal frequency f_N	50 Hz (60 Hz)
Maximum continuous voltage U_C	350 V AC
Rated load current I_L	125 A (< 55 °C)
Residual current I_{PE}	≤ 0.01 mA
Nominal discharge current I_n (8/20) μ s	100 kA
Impulse discharge current (10/350) μ s, charge	50 As

Lightning arrester type 1 - FLT-CP-N/PE-350 - 2859754

Technical data

Protective circuit

Impulse discharge current (10/350)# μ s, specific energy	2500 kJ/ Ω
Impulse discharge current (10/350)# μ s, peak value I_{imp}	100 kA
Follow current interrupt rating I_{fi}	100 A (350 V AC)
Voltage protection level U_p	≤ 1.5 kV
Residual voltage U_{res}	≤ 1.5 kV (at I_n)
	≤ 1 kV (at 10 kA)
	≤ 0.9 kV (at 5 kA)
	≤ 0.8 kV (at 3 kA)
Front of wave sparkover voltage at 6 kV (1.2/50) μ s	≤ 1.5 kV
TOV behavior at U_T	1200 V AC (200 ms / withstand mode)
Response time t_A	≤ 100 ns

Indicator/remote signaling

Connection name	Remote fault indicator contact
Switching function	PDT contact
Operating voltage	12 V AC ... 250 V AC
	125 V DC (200 mA DC)
Operating current	10 mA AC ... 1 A
	1 A (30 V DC)
Connection method	Plug-in/screw connection via COMBICON
Screw thread	M2
Tightening torque	0.25 Nm
Stripping length	7 mm
Conductor cross section flexible min.	0.14 mm ²
Conductor cross section flexible max.	1.5 mm ²
Conductor cross section solid min.	0.14 mm ²
Conductor cross section solid max.	1.5 mm ²
Conductor cross section AWG	28 ... 16

Connection data

Connection method	Screw terminal blocks
Conductor cross section flexible min.	2.5 mm ²
Conductor cross section flexible max.	25 mm ²
Conductor cross section solid min.	2.5 mm ²
Conductor cross section solid max.	35 mm ²
Conductor cross section AWG	13 ... 2
Screw thread	M5
Tightening torque	4.5 Nm

Lightning arrester type 1 - FLT-CP-N/PE-350 - 2859754

Technical data

Connection data

Stripping length	18 mm
------------------	-------

UL specifications

SPD Type	4CA
Maximum continuous operating voltage MCOV (N-G)	264 V AC
Mode of protection	N-G
Power distribution system	1S
Nominal frequency	50/60 Hz
Measured limiting voltage MLV (N-G)	1080 V
Nominal discharge current I_n (N-G)	20 kA
Follow current (N-G)	200 A (264 V AC)

Classifications

eCl@ss

eCl@ss 4.0	27140201
eCl@ss 4.1	27130801
eCl@ss 5.0	27130801
eCl@ss 5.1	27130801
eCl@ss 6.0	27130802
eCl@ss 7.0	27130802
eCl@ss 8.0	27130802
eCl@ss 9.0	27130802

ETIM

ETIM 2.0	EC000941
ETIM 3.0	EC000941
ETIM 4.0	EC000381
ETIM 5.0	EC000381

UNSPSC

UNSPSC 6.01	30212010
UNSPSC 7.0901	39121610
UNSPSC 11	39121610
UNSPSC 12.01	39121610
UNSPSC 13.2	39121620

Lightning arrester type 1 - FLT-CP-N/PE-350 - 2859754

Approvals

Approvals


Approvals


UL Recognized / KEMA-KEUR / cUL Recognized / CCA / IECB Scheme / CCA / IECB Scheme / EAC / cULus Recognized

Ex Approvals

Approvals submitted

Approval details

UL Recognized 

KEMA-KEUR 

cUL Recognized 

CCA

IECEE CB Scheme 


CCA

IECEE CB Scheme 

EAC

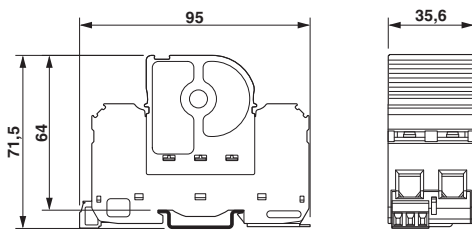
Lightning arrester type 1 - FLT-CP-N/PE-350 - 2859754

Approvals



Drawings

Dimensional drawing



Circuit diagram

