

## 阅读申明

- 1.本站收集的数据手册和产品资料都来自互联网，版权归原作者所有。如读者和版权方有任何异议请及时告之，我们将妥善解决。
- 2.本站提供的中文数据手册是英文数据手册的中文翻译，其目的是协助用户阅读，该译文无法自动跟随原稿更新，同时也可能存在翻译上的不当。建议读者以英文原稿为参考以便获得更精准的信息。
- 3.本站提供的产品资料，来自厂商的技术支持或者使用者的心得体会等，其内容可能存在描述上的差异，建议读者做出适当判断。
- 4.如需与我们联系，请发邮件到marketing@iczoom.com，主题请标有“数据手册”字样。

## Read Statement

1. The datasheets and other product information on the site are all from network reference or other public materials, and the copyright belongs to the original author and original published source. If readers and copyright owners have any objections, please contact us and we will deal with it in a timely manner.
2. The Chinese datasheets provided on the website is a Chinese translation of the English datasheets. Its purpose is for reader's learning exchange only and do not involve commercial purposes. The translation cannot be automatically updated with the original manuscript, and there may also be improper translations. Readers are advised to use the English manuscript as a reference for more accurate information.
3. All product information provided on the website refer to solutions from manufacturers' technical support or users the contents may have differences in description, and readers are advised to take the original article as the standard.
4. If you have any questions, please contact us at marketing@iczoom.com and mark the subject with "Datasheets" .

### DESCRIPTION

The range of PMT6 MS mini surge arresters have been specifically designed for use in surface mount assembly applications for the protection of electrical and communication equipment against over voltage transients. Utilising our latest non-radioactive technology SRC Devices is able to offer this leading edge protection solution competitively in the global market.



#### FEATURES

- Surface mount construction
- Ultra small package
- Low capacitance (<1pF)
- Non Radioactive
- Conforms to ITU-T K12, IEC 1000-445
- RoHS Compliant



#### APPLICATIONS

- Communication equipment
- CATV equipment
- Test equipment
- Data lines
- Power supplies
- ADSL equipment
- Telecom SLIC protection

### SPECIFICATIONS

Parameters	Conditions	PMT6090			PMT6230			PMT6250			Units
		Min	Typ	Max	Min	Typ	Max	Min	Typ	Max	
<b>Device Specifications</b>											
DC Breakdown	100V/s	72	90	108	184	230	276	200	250	300	Volts
Impulse Breakdown	1kV/μs	-	-	500	-	-	500	-	-	650	Volts
Insulation Resistance <sup>1</sup>	100V	10 <sup>10</sup>	-	-	10 <sup>10</sup>	-	-	10 <sup>10</sup>	-	-	Ohms
Capacitance	1MHz	-	-	1	-	-	1	-	-	1	pF
Arc Voltage	@5A min	-	15	-	-	15	-	-	15	-	Volts
<b>Life Ratings</b>											
Surge Life	100A (10/1000μs)	100	-	-	100	-	-	100	-	-	shots
Max Current Surge	5+5kA (8/20μs)	10	-	-	10	-	-	10	-	-	shots
AC Current	10x 1sec @ 60Hz	-	-	5	-	-	5	-	-	5	Amps
DC Holdover Voltage	per REA PE-80, 0.2A	-	65	-	-	150	-	-	150	-	Volts

Parameters	Conditions	PMT6350			PMT6400			PMT6500			Units
		Min	Typ	Max	Min	Typ	Max	Min	Typ	Max	
<b>Device Specifications</b>											
DC Breakdown	100V/s	280	350	420	320	400	480	400	500	600	Volts
Impulse Breakdown	1kV/μs	-	-	700	-	-	800	-	-	900	Volts
Insulation Resistance	100V	10 <sup>10</sup>	-	-	10 <sup>10</sup>	-	-	10 <sup>10</sup>	-	-	Ohms
Capacitance	1MHz	-	-	1	-	-	1	-	-	1	pF
Arc Voltage	I=5A min	-	15	-	-	15	-	-	15	-	Volts
<b>Life Ratings</b>											
Surge Life	100A (10/1000μs)	100	-	-	100	-	-	100	-	-	shots
Max Current Surge	5+5kA (8/20μs)	10	-	-	10	-	-	10	-	-	shots
AC Current	10x 1sec @ 60Hz	-	-	5	-	-	5	-	-	5	Amps
DC Holdover Voltage	per REA PE-80, 0.2A	-	150	-	-	150	-	-	150	-	Volts

<sup>1</sup> Insulation resistance is measured @ 50V for PMT690.



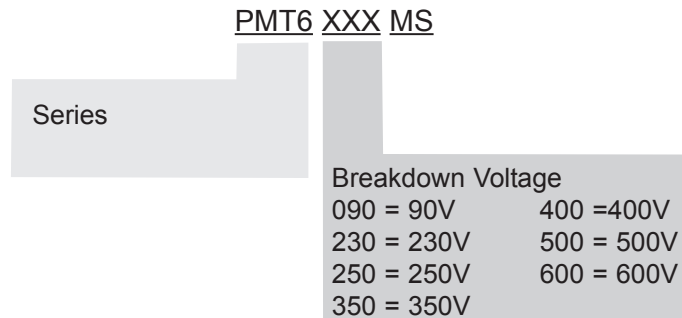
### SPECIFICATIONS

PMT6600					
Parameters	Conditions	Min	Typ	Max	Units
<b>Device Specifications</b>					
DC Breakdown	100V/s	480	600	720	Volts
Impulse Breakdown	1kV/μs	-	-	1000	Volts
Insulation Resistance <sup>1</sup>	100V	10 <sup>10</sup>	-	-	Ohms
Capacitance	1MHz	-	-	1	pF
Arc Voltage	I=5A min	-	15	-	Volts
<b>Life Ratings</b>					
Surge Life	100A (10/1000μs)	100	-	-	shots
Max Current Surge	5+5kA (8/20μs)	10	-	-	shots
AC Current	10x 1sec @ 60Hz	-	-	5	Amps
DC Holdover Voltage	per REA PE-80, 0.2A	-	150	-	Volts

<sup>1</sup> Insulation resistance is measured @ 50V for PMT690.

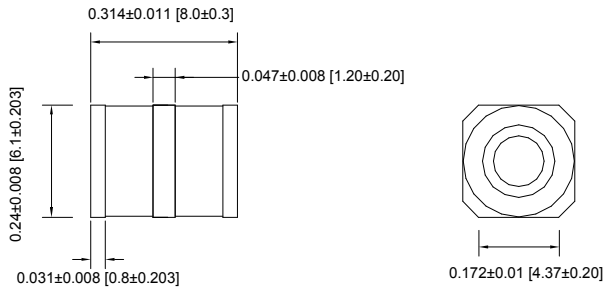
### ORDERING INFORMATION

A complete part number is represented by the digits below

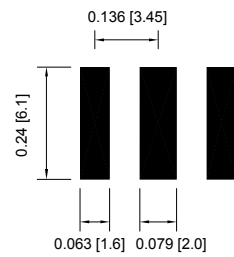


### MECHANICAL DIMENSIONS

Dimensions in mm [inches]



Recommended Pad Layout



### Tape and Reel Packaging

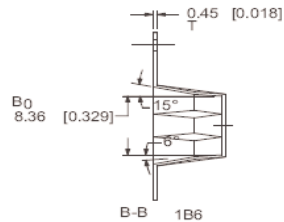
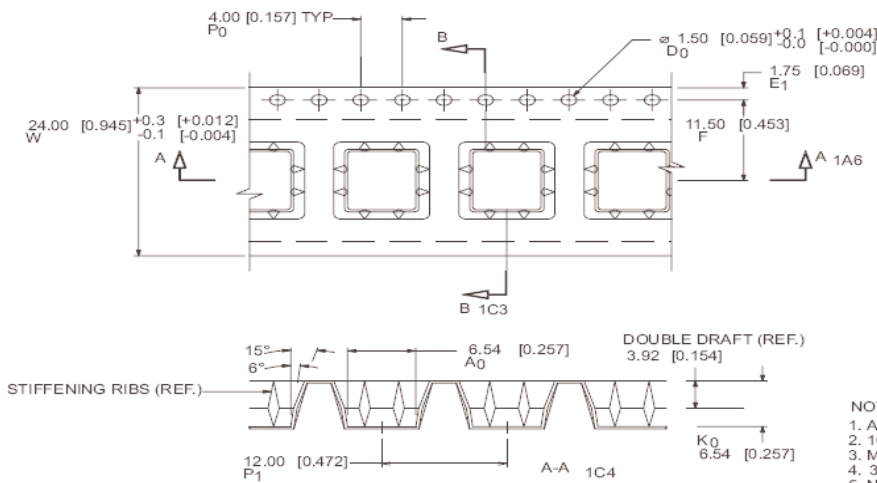


TABLE 1 POCKET SIZE	
$A_0$	$6.54\text{mm}$ [0.257]
$B_0$	$8.36\text{mm}$ [0.329]
$K_0$	$6.54\text{mm}$ [0.257]

- NOTES:
1. ALL DIMENSIONS ARE MILLIMETERS [INCHES]
  2. 10 SPROCKET HOLE PITCH CUMULATIVE TOLERANCE  $\neq$  0.2mm
  3. MATERIAL 0.45 [0.018] CARBON POLYSTYRENE
  4. 34 METERS / 22" REEL
  5. NO CENTER OF POCKET HOLE

