

阅读申明

- 1.本站收集的数据手册和产品资料都来自互联网，版权归原作者所有。如读者和版权方有任何异议请及时告之，我们将妥善解决。
- 2.本站提供的中文数据手册是英文数据手册的中文翻译，其目的是协助用户阅读，该译文无法自动跟随原稿更新，同时也可能存在翻译上的不当。建议读者以英文原稿为参考以便获得更精准的信息。
- 3.本站提供的产品资料，来自厂商的技术支持或者使用者的心得体会等，其内容可能存在描述上的差异，建议读者做出适当判断。
- 4.如需与我们联系，请发邮件到marketing@iczoom.com，主题请标有“数据手册”字样。

Read Statement

1. The datasheets and other product information on the site are all from network reference or other public materials, and the copyright belongs to the original author and original published source. If readers and copyright owners have any objections, please contact us and we will deal with it in a timely manner.
2. The Chinese datasheets provided on the website is a Chinese translation of the English datasheets. Its purpose is for reader's learning exchange only and do not involve commercial purposes. The translation cannot be automatically updated with the original manuscript, and there may also be improper translations. Readers are advised to use the English manuscript as a reference for more accurate information.
3. All product information provided on the website refer to solutions from manufacturers' technical support or users the contents may have differences in description, and readers are advised to take the original article as the standard.
4. If you have any questions, please contact us at marketing@iczoom.com and mark the subject with "Datasheets" .

ROV20, ROV20H, ROV20E

20mm Series Metal Oxide Varistors

www.tycopowercomponents.com

Document: SCD 25484
Status: Released
Rev. A June 30, 2003

GENERAL DESCRIPTION

The ROV20-XXX (**R**adial-leaded Metal **O**xide **V**aristor) products are 20mm radial leaded varistor devices suitable for protection of overvoltage transients.

ROV devices can provide protection for a wide variety of power systems against overvoltage faults such as lightning, power contact and power induction. Suitable for a broad range of applications including, but not limited to security, power supplies, surge strips, etc., the ROV device helps to protect valuable equipment from potential power surge damage by clamping high energy, short duration impulses. The ROV devices have high current handling and energy absorption capability and fast response times to help protect against transient faults.

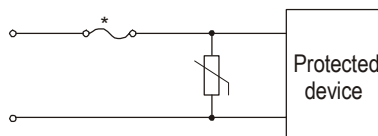
FEATURES

- Radial leaded
- Broad Varistor voltage and V_{rms} range
 - Varistor voltage : 18V - 1800V
 - V_{rms} voltage : 11V - 1000V
- Three surge capability series
 - Standard series, High surge series, Extra high surge series
- Various lead types
 - Straight, Kinked, Other
- Various packaging options
 - Bulk, Tape & Reel, Ammo Pack
- Helps designers meet the following standards
 - UL, CSA, VDE
- Fast response time
- High current and energy absorption capability

APPLICATIONS

- Power supplies and power systems
- Line voltage
- Telecommunications systems
- Automotive systems
- Appliances

TYPICAL APPLICATION SCHEMATIC



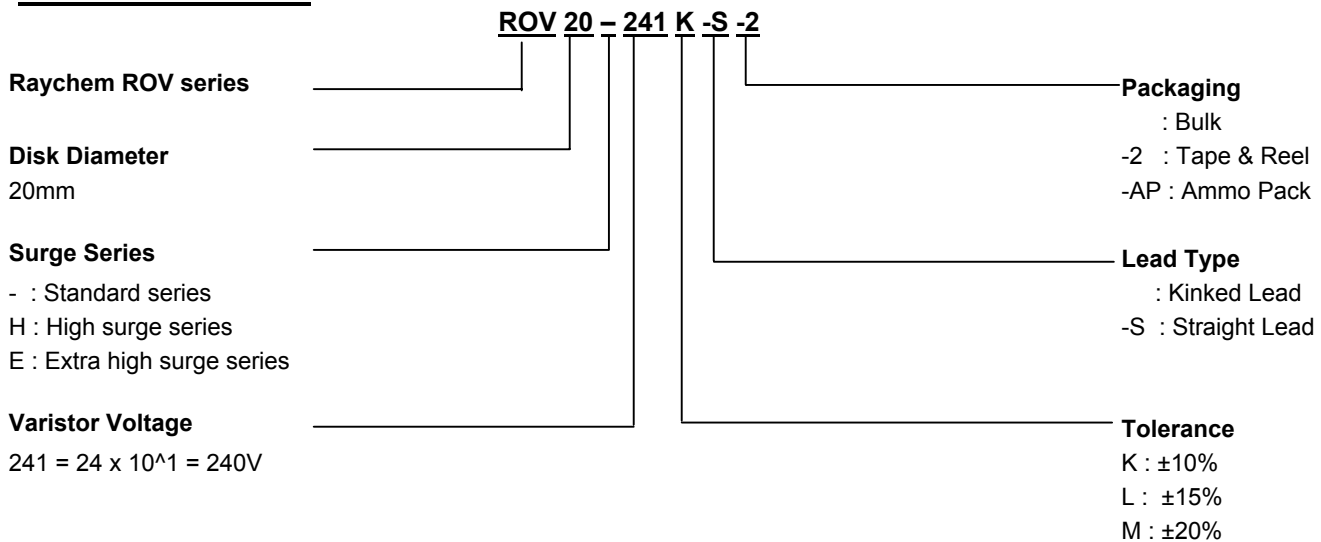
*In some applications, a polymeric PTC device such as a Tyco Electronics PolySwitch device may be used instead of a fuse to provide a preferred solution.

ROV20, ROV20H, ROV20E
20mm Series Metal Oxide Varistors

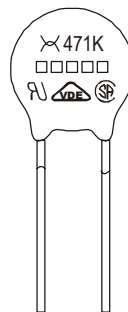
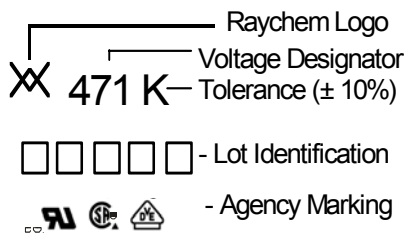
www.tycopowercomponents.com

Document: SCD 25484
Status: Released
Rev. A June 30, 2003

PART NUMBERING



DEVICE MARKING



GENERAL CHARACTERISTICS

| | |
|--|---------------------------|
| Storage temperature: | -40°C ... +125°C |
| Maximum operating temperature: | -40°C ... +125°C |
| Maximum working surface temperature: | +115°C |
| Temperature coefficient of voltage: | 0 ... +0.05% / °C max. |
| Insulation resistance of coating (@ 500 V _{DC}): | Over 1000MΩ |
| Maximum response time: | 25ns |
| Lead Material: | 22AWG Sn/Pb Plated Copper |

AGENCY RECOGNITION

Device Ratings and Characteristics Tables contain specific recognition information for each individual part. The table below details marking symbols for each agency recognition type.

| | | | |
|--------|-------------------------|-----|-----|
| UL1414 | UL1449 (2nd Edition) | CSA | VDE |
| ◆ | ● | ▲ | ■ |


ROV20, ROV20H, ROV20E
20mm Series Metal Oxide Varistors

www.tycopowercomponents.com

Document: SCD 25484
Status: Released
Rev. A June 30, 2003

DEVICE RATINGS AND CHARACTERISTICS

STANDARD SERIES

| Part Number | Varistor Voltage V@1.0mA | | Maximum Allowable Voltage | | Maximum Clamping Voltage V@100A | Maximum Surge Current (8x20us) | | Rated Wattage | Energy (10x1000us) | Capacitance (Typical) | Certifications |
|-------------|-----------------------------|-----------|--|--------------------|------------------------------------|-----------------------------------|-------------------|---------------|-----------------------|--------------------------|---|
| | (V _{DC}) | Tolerance | V _{rms} (V _{AC}) | (V _{DC}) | (V _{DC}) | 1 Time (A) | 2 Times (A) | (W) | (J) | @1kHz (pF) |  |
| ROV20-180M | 18 | ± 20% | 11 | 14 | 36 ¹⁾ | 2000 | 1000 | 0.20 | 7.0 | 27100 | ● ■ |
| ROV20-220M | 22 | | 14 | 18 | 43 ¹⁾ | | | | 8.0 | 21200 | ● ■ |
| ROV20-270M | 27 | | 17 | 22 | 53 ¹⁾ | | | | 10.0 | 20000 | ● ■ |
| ROV20-330M | 33 | | 20 | 26 | 65 ¹⁾ | | | | 12.0 | 17200 | ● ■ |
| ROV20-390L | 39 | ± 15% | 25 | 31 | 77 ¹⁾ | 2000 | 1000 | 0.20 | 14.0 | 15003 | ● ■ |
| ROV20-470L | 47 | | 30 | 38 | 93 ¹⁾ | | | | 17.0 | 12080 | ● ■ |
| ROV20-560L | 56 | | 35 | 45 | 110 ¹⁾ | | | | 20.0 | 11600 | ● ■ |
| ROV20-680L | 68 | | 40 | 56 | 135 ¹⁾ | | | | 24.0 | 9600 | ● ■ |
| ROV20-820K | 82 | ± 10% | 50 | 65 | 135 | 6500 | 4000 | 1.00 | 44.0 | 5200 | ● ■ |
| ROV20-101K | 100 | | 60 | 85 | 165 | | | | 56.0 | 4000 | ● ■ |
| ROV20-121K | 120 | | 75 | 100 | 200 | | | | 64.0 | 3800 | ● ■ |
| ROV20-151K | 150 | | 95 | 125 | 250 | | | | 88.0 | 3000 | ● ■ |
| ROV20-181K | 180 | | 115 | 150 | 300 | | | | 104.0 | 2400 | ● ■ |
| ROV20-201K | 200 | | 130 | 170 | 340 | | | | 114.0 | 1829 | ◆ ● ▲ ■ |
| ROV20-221K | 220 | | 140 | 180 | 360 | | | | 124.0 | 1600 | ◆ ● ▲ ■ |
| ROV20-241K | 240 | | 150 | 200 | 395 | | | | 134.0 | 1422 | ◆ ● ▲ ■ |
| ROV20-271K | 270 | | 175 | 225 | 455 | | | | 158.0 | 1261 | ◆ ● ▲ ■ |
| ROV20-301K | 300 | | 195 | 250 | 505 | | | | 168.0 | 1100 | ◆ ● ▲ ■ |
| ROV20-331K | 330 | | 210 | 275 | 550 | | | | 184.0 | 1106 | ◆ ● ▲ ■ |
| ROV20-361K | 360 | | 230 | 300 | 595 | | | | 208.0 | 987 | ◆ ● ▲ ■ |
| ROV20-391K | 390 | | 250 | 320 | 650 | | | | 240.0 | 975 | ◆ ● ▲ ■ |
| ROV20-431K | 430 | | 275 | 350 | 710 | | | | 264.0 | 858 | ◆ ● ▲ ■ |
| ROV20-471K | 470 | | 300 | 385 | 775 | | | | 280.0 | 761 | ◆ ● ▲ ■ |
| ROV20-511K | 510 | | 320 | 418 | 842 | | | | 296.0 | 792 | ◆ ● ▲ ■ |
| ROV20-561K | 560 | 350 | 460 | 920 | 312.0 | 679 | ◆ ● ▲ ■ | | | | |
| ROV20-621K | 620 | 385 | 505 | 1025 | 328.0 | 605 | ◆ ● ▲ ■ | | | | |
| ROV20-681K | 680 | 420 | 560 | 1120 | 344.0 | 553 | ◆ ● ▲ ■ | | | | |
| ROV20-751K | 750 | 460 | 615 | 1240 | 360.0 | 554 | ◆ ● ▲ ■ | | | | |
| ROV20-781K | 780 | 485 | 640 | 1290 | 368.0 | 481 | ◆ ● ▲ ■ | | | | |
| ROV20-821K | 820 | 510 | 670 | 1355 | 376.0 | 519 | ◆ ● ▲ ■ | | | | |
| ROV20-911K | 910 | 550 | 745 | 1500 | 408.0 | 444 | ◆ ● ▲ ■ | | | | |
| ROV20-102K | 1000 | 625 | 825 | 1650 | 448.0 | 400 | ◆ ● ▲ ■ | | | | |
| ROV20-112K | 1100 | 680 | 895 | 1815 | 496.0 | 360 | ◆ ● ▲ ■ | | | | |
| ROV20-182K | 1800 | 1000 | 1465 | 2970 | 695.0 | 260 | | | | | |

1) The clamping voltage for devices ROV20-180M to ROV20-680L is tested with 20A current.

ROV20, ROV20H, ROV20E
20mm Series Metal Oxide Varistors

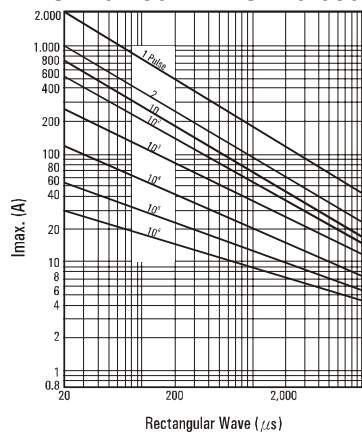
www.tycopowercomponents.com

Document: SCD 25484
Status: Released
Rev. A June 30, 2003

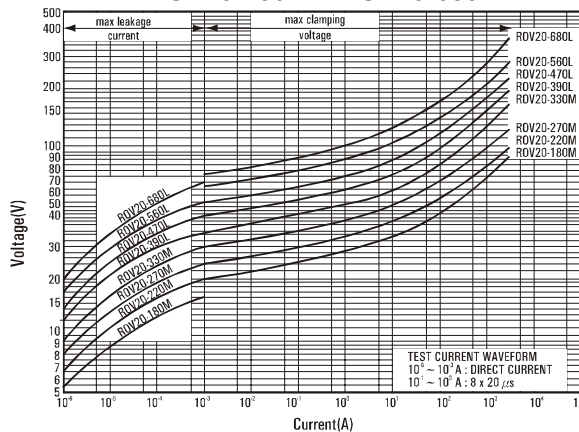
PULSE LIFETIME RATING CURVES
STANDARD SERIES

V-I CHARACTERISTIC CURVES
STANDARD SERIES

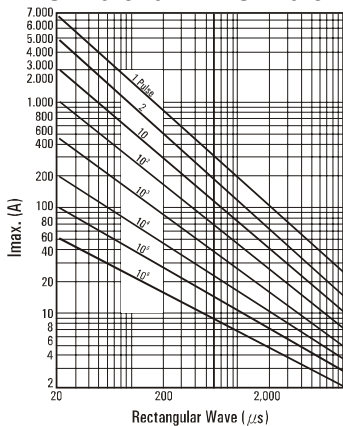
ROV20-180M – ROV20-680K



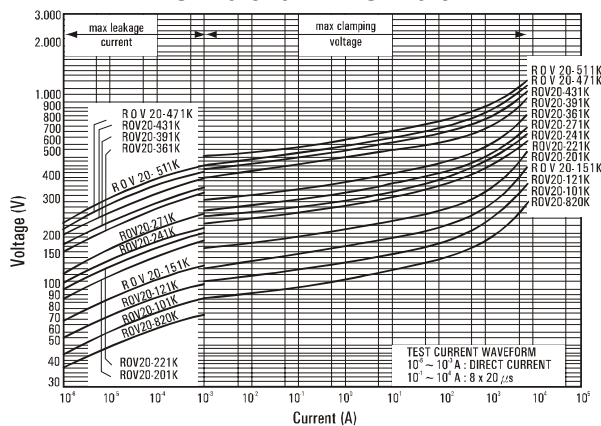
ROV20-180M – ROV20-680K



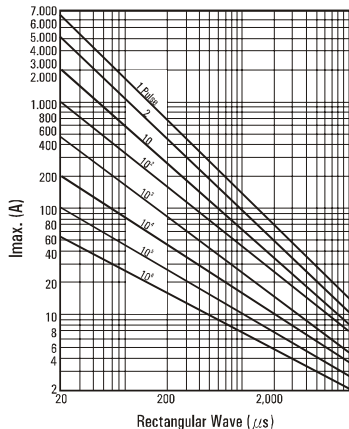
ROV20-820K – ROV20-511K



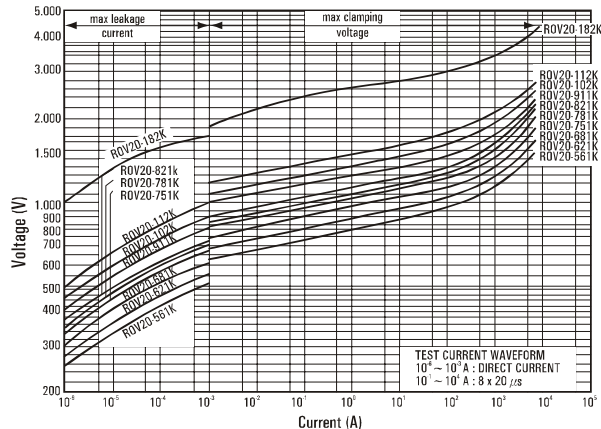
ROV20-820K – ROV20-511K



ROV20-561K – ROV20-182K



ROV20-561K – ROV20-182K



ROV20, ROV20H, ROV20E

20mm Series Metal Oxide Varistors

www.tycopowercomponents.com

Document: SCD 25484
Status: Released
Rev. A June 30, 2003

DEVICE RATINGS AND CHARACTERISTICS

HIGH SURGE SERIES

| Part Number | Varistor Voltage V@1.0mA | | Maximum Allowable Voltage | | Maximum Clamping Voltage V@100A | Maximum Surge Current (8x20us) | | Rated Wattage | Energy (10x1000us) | Capacitance (Typical) | Certifications | | | |
|-------------|-----------------------------|-----------|--|--------------------|------------------------------------|-----------------------------------|-------------------|---------------|-----------------------|--------------------------|----------------|-------|------|---------|
| | (V _{DC}) | Tolerance | V _{rms} (V _{AC}) | (V _{DC}) | (V _{DC}) | 1 Time (A) | 2 Times (A) | (W) | (J) | @1kHz (pF) | | | | |
| ROV20H180M | 18 | ± 20% | 11 | 14 | 36 ¹⁾ | 3000 | 2000 | 0.20 | 13.0 | 27100 | ● ■ | | | |
| ROV20H220M | 22 | | 14 | 18 | 43 ¹⁾ | | | | 16.0 | 21200 | ● ■ | | | |
| ROV20H270M | 27 | | 17 | 22 | 53 ¹⁾ | | | | 19.0 | 20000 | ● ■ | | | |
| ROV20H330M | 33 | | 20 | 26 | 65 ¹⁾ | | | | 24.0 | 17200 | ● ■ | | | |
| ROV20H390L | 39 | ± 15% | 25 | 31 | 77 ¹⁾ | | | | 28.0 | 15000 | ● ■ | | | |
| ROV20H470L | 47 | | 30 | 38 | 93 ¹⁾ | | | | 34.0 | 12100 | ● ■ | | | |
| ROV20H560L | 56 | | 35 | 45 | 110 ¹⁾ | | | | 41.0 | 11600 | ● ■ | | | |
| ROV20H680L | 68 | | 40 | 56 | 135 ¹⁾ | | | | 49.0 | 9600 | ● ■ | | | |
| ROV20H820K | 82 | ± 10% | 50 | 65 | 135 | | | | 10000 | 6500 | 1.00 | 56.0 | 5200 | ● ■ |
| ROV20H101K | 100 | | 60 | 85 | 165 | | | | | | | 72.0 | 4000 | ● ■ |
| ROV20H121K | 120 | | 75 | 100 | 200 | | | | | | | 88.0 | 3800 | ● ■ |
| ROV20H151K | 150 | | 95 | 125 | 250 | | | | | | | 106.0 | 3000 | ● ■ |
| ROV20H181K | 180 | | 115 | 150 | 300 | | | | | | | 130.0 | 2400 | ● ■ |
| ROV20H201K | 200 | | 130 | 170 | 340 | | | | | | | 140.0 | 1830 | ◆ ● ▲ ■ |
| ROV20H221K | 220 | | 140 | 180 | 360 | | | | | | | 155.0 | 1600 | ◆ ● ▲ ■ |
| ROV20H241K | 240 | | 150 | 200 | 395 | | | | | | | 168.0 | 1420 | ◆ ● ▲ ■ |
| ROV20H271K | 270 | | 175 | 225 | 455 | 190.0 | 1260 | ◆ ● ▲ ■ | | | | | | |
| ROV20H301K | 300 | | 195 | 250 | 505 | 210.0 | 1100 | ◆ ● ▲ ■ | | | | | | |
| ROV20H331K | 330 | | 210 | 275 | 550 | 228.0 | 1110 | ◆ ● ▲ ■ | | | | | | |
| ROV20H361K | 360 | | 230 | 300 | 595 | 255.0 | 990 | ◆ ● ▲ ■ | | | | | | |
| ROV20H391K | 390 | | 250 | 320 | 650 | 275.0 | 980 | ◆ ● ▲ ■ | | | | | | |
| ROV20H431K | 430 | | 275 | 350 | 710 | 303.0 | 860 | ◆ ● ▲ ■ | | | | | | |
| ROV20H471K | 470 | | 300 | 385 | 775 | 350.0 | 760 | ◆ ● ▲ ■ | | | | | | |
| ROV20H511K | 510 | | 320 | 418 | 842 | 382.0 | 790 | ◆ ● ▲ ■ | | | | | | |
| ROV20H561K | 560 | 350 | 460 | 920 | 410.0 | 680 | ◆ ● ▲ ■ | | | | | | | |
| ROV20H621K | 620 | 385 | 505 | 1025 | 420.0 | 600 | ◆ ● ▲ ■ | | | | | | | |
| ROV20H681K | 680 | 420 | 560 | 1120 | 430.0 | 550 | ◆ ● ▲ ■ | | | | | | | |
| ROV20H751K | 750 | 460 | 615 | 1240 | 440.0 | 550 | ◆ ● ▲ ■ | | | | | | | |
| ROV20H781K | 780 | 485 | 640 | 1290 | 450.0 | 480 | ◆ ● ▲ ■ | | | | | | | |
| ROV20H821K | 820 | 510 | 670 | 1355 | 460.0 | 520 | ◆ ● ▲ ■ | | | | | | | |
| ROV20H911K | 910 | 550 | 745 | 1500 | 510.0 | 440 | ◆ ● ▲ ■ | | | | | | | |
| ROV20H102K | 1000 | 625 | 825 | 1650 | 566.0 | 400 | ◆ ● ▲ ■ | | | | | | | |
| ROV20H112K | 1100 | 680 | 895 | 1815 | 620.0 | 360 | ◆ ● ▲ ■ | | | | | | | |

1) The clamping voltage for devices ROV20H180M to ROV20H680L is tested with 20A current.

ROV20, ROV20H, ROV20E
20mm Series Metal Oxide Varistors

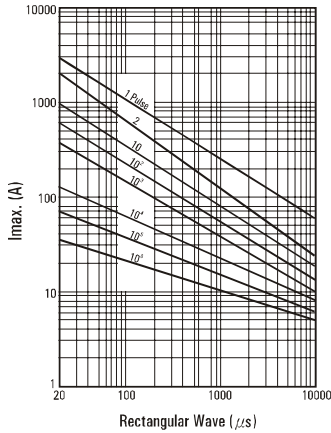
www.tycopowercomponents.com

Document: SCD 25484
Status: Released
Rev. A June 30, 2003

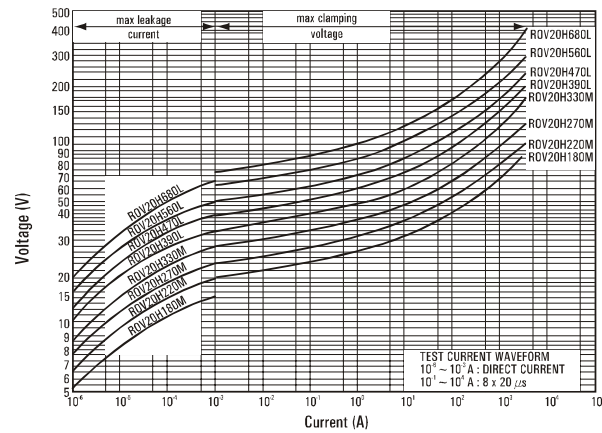
PULSE LIFETIME RATING CURVES
HIGH SURGE SERIES

V-I CHARACTERISTIC CURVES
HIGH SURGE SERIES

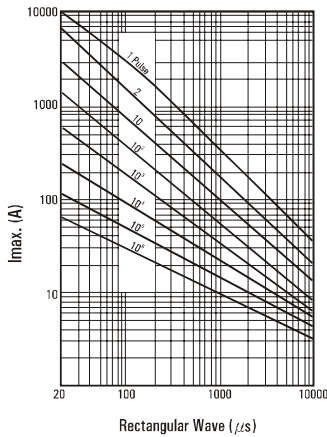
ROV20H180M – ROV20H680K



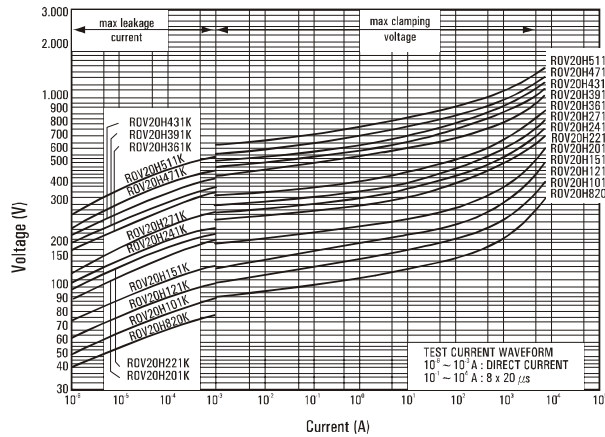
ROV20H180M – ROV20H680K



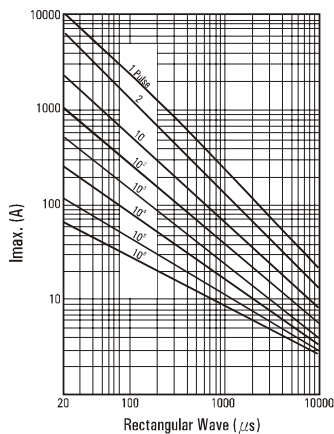
ROV20H820K – ROV20H511K



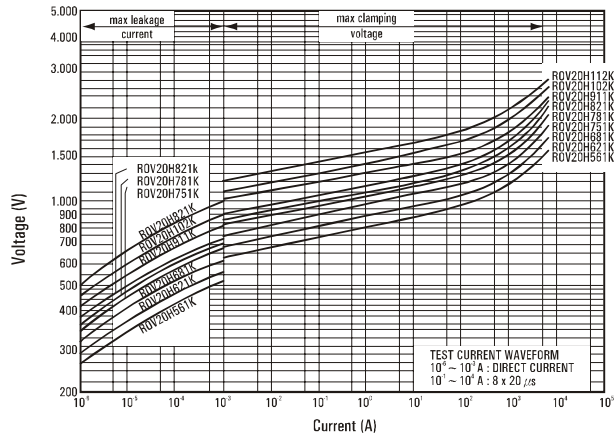
ROV20H820K – ROV20H511K



ROV20H561K – ROV20H182K



ROV20H561K – ROV20H182K




ROV20, ROV20H, ROV20E
20mm Series Metal Oxide Varistors

www.tycopowercomponents.com

Document: SCD 25484
Status: Released
Rev. A June 30, 2003

DEVICE RATINGS AND CHARACTERISTICS

EXTRA HIGH SURGE SERIES

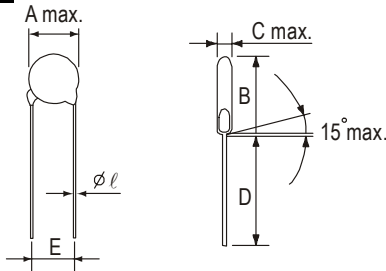
| Part Number | Varistor Voltage V@1.0mA | | Maximum Allowable Voltage | | Maximum Clamping Voltage V@100A | Maximum Surge Current (8x20us) | | Rated Wattage | Energy (10x1000us) | Capacitance (Typical) | Certifications |
|-------------|-----------------------------|-----------|--|--------------------|------------------------------------|-----------------------------------|-------------------|---------------|-----------------------|--------------------------|---|
| | (V _{DC}) | Tolerance | V _{rms} (V _{AC}) | (V _{DC}) | (V _{DC}) | 1 Time (A) | 2 Times (A) | (W) | (J) | @1kHz (pF) |  |
| ROV20E201K | 200 | ± 10% | 130 | 170 | 340 | 12500 | 10000 | 1.00 | 168.0 | 1830 | ● ▲ |
| ROV20E221K | 220 | | 140 | 180 | 360 | | | | 186.0 | 1600 | ● ▲ |
| ROV20E241K | 240 | | 150 | 200 | 395 | | | | 202.0 | 1420 | ● ▲ |
| ROV20E271K | 270 | | 175 | 225 | 455 | | | | 227.0 | ----- | |
| ROV20E301K | 300 | | 195 | 250 | 505 | | | | 252.0 | ----- | |
| ROV20E331K | 330 | | 210 | 275 | 550 | | | | 277.0 | ----- | |
| ROV20E361K | 360 | | 230 | 300 | 595 | | | | 302.0 | ----- | |

ROV20, ROV20H, ROV20E
20mm Series Metal Oxide Varistors

www.tycopowercomponents.com

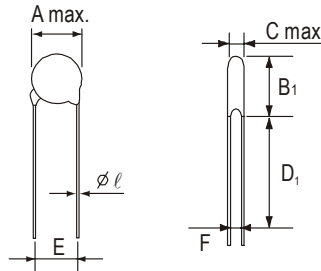
Document: SCD 25484
Status: Released
Rev. A June 30, 2003

DIMENSIONS



KINKED LEAD TYPE
Dimension Table

| | |
|-----------------|------|
| A max. | 23.0 |
| $\ell \pm 0.05$ | 1.0 |
| $E \pm 1.0$ | 10.0 |
| B max. | 28.0 |
| D_1 min. | 25.0 |
| D min. | 24.0 |



STRAIGHT LEAD TYPE (-S)
Table of C max., F, and B₁ max.

| Type No. | C max. | F ± 0.8 | B ₁ max. |
|----------|--------|-------------|---------------------|
| 180M | 5.2 | 0.9 | 26.5 |
| 220L | 5.3 | 1.0 | 26.5 |
| 270K | 5.4 | 1.1 | 26.5 |
| 330K | 5.4 | 1.2 | 26.5 |
| 390K | 5.4 | 1.4 | 26.5 |
| 470K | 5.6 | 1.4 | 26.5 |
| 560K | 5.6 | 1.6 | 26.5 |
| 680K | 6.1 | 1.9 | 26.5 |
| 820K | 4.9 | 1.2 | 26.5 |
| 101K | 5.1 | 1.2 | 26.5 |
| 121K | 5.3 | 1.3 | 26.5 |
| 151K | 5.6 | 1.6 | 26.5 |
| 181K | 5.2 | 1.4 | 26.5 |
| 201K | 5.3 | 1.4 | 26.5 |
| 221K | 5.4 | 1.5 | 26.5 |
| 241K | 5.5 | 1.7 | 26.5 |
| 271K | 5.7 | 1.9 | 26.5 |
| 301K | 5.9 | 2.1 | 26.5 |
| 331K | 6.0 | 2.1 | 26.5 |
| 361K | 6.2 | 2.3 | 26.5 |
| 391K | 6.4 | 2.4 | 26.5 |
| 431K | 7.2 | 2.7 | 26.5 |
| 471K | 7.5 | 2.9 | 27.0 |
| 511K | 7.7 | 3.3 | 27.0 |
| 561K | 8.0 | 3.6 | 27.0 |
| 621K | 8.3 | 4.1 | 27.0 |
| 681K | 8.7 | 4.4 | 27.0 |
| 751K | 9.1 | 4.5 | 27.0 |
| 781K | 9.3 | 4.8 | 27.0 |
| 821K | 9.5 | 4.8 | 27.0 |
| 911K | 10.1 | 5.7 | 27.0 |
| 102K | 10.7 | 5.8 | 27.0 |
| 112K | 11.2 | 6.3 | 27.0 |
| 182K | 13.5 | 10.4 | 29.0 |

ROV20, ROV20H, ROV20E

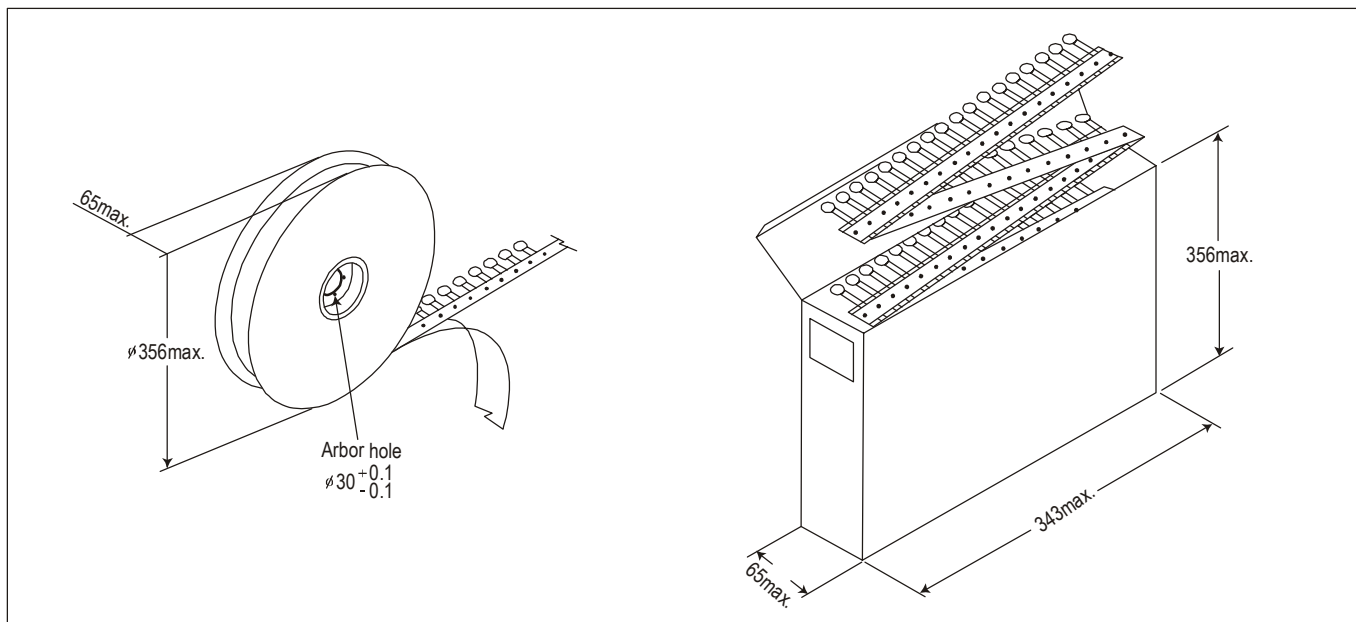
20mm Series Metal Oxide Varistors

www.tycopowercomponents.com

Document: SCD 25484
Status: Released
Rev. A June 30, 2003

PACKAGING

in mm



| Packaging | Bulk (box) | Reel | Ammo |
|------------------|-----------------|-------------------|-----------------|
| Box size (mm) | 290 x 155 x 110 | 350 x 350 x 74 | 350 x 260 x 65 |
| Carton size (mm) | 310 x 328 x 250 | 370 x 370 x 468 | 365 x 535 x 275 |
| One carton with | 4 Boxes | 6 Boxes (6 reels) | 8 Boxes |

| Part Number | Bulk (box) | Reel | Ammo |
|---|------------|------|------|
| ROV20-180M to ROV20-470K ROV20H180M to ROV20H470K | 750 | 500 | 500 |
| ROV20-560K to ROV20-680K, ROV20H560K to ROV20H680K | 750 | 500 | 500 |
| ROV20-820K to ROV20-331K, ROV20H820K to ROV20H331K | 750 | 500 | 500 |
| ROV20-361K to ROV20-391K, ROV20H361K to ROV20H391K | 750 | 500 | 500 |
| ROV20-431K to ROV20-471K, ROV20H431K to ROV20H471K | 750 | 500 | 500 |
| ROV20-511K to ROV20-751K, ROV20H511K to ROV20H751K | 450 | 500 | 500 |
| ROV20-781K to ROV20-182K, ROV20H781K to ROV20H112K | 450 | 500 | 500 |

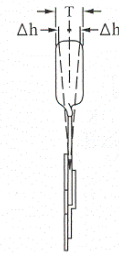
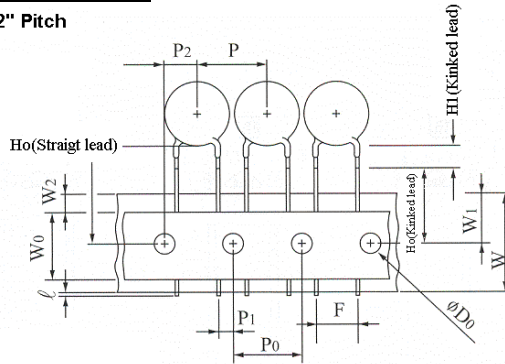
ROV20, ROV20H, ROV20E
20mm Series Metal Oxide Varistors

www.tycopowercomponents.com

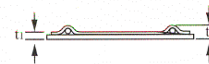
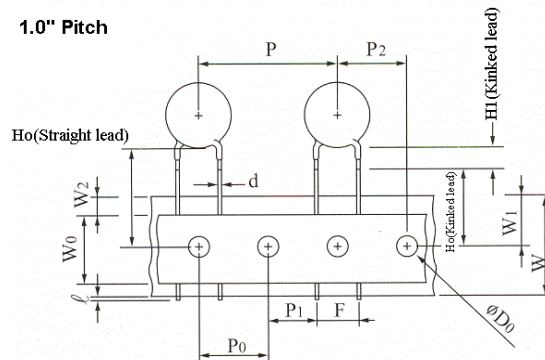
Document: SCD 25484
Status: Released
Rev. A June 30, 2003

TAPE AND REEL DIMENSIONS

1/2" Pitch



1.0" Pitch



| Symbols | Item | Value |
|--------------------------------|--|---|
| l | Cut out length | 1.1mm max. |
| H ₁ (Kinked type) | Height of kink | 3.5mm max. |
| H ₀ (Kinked type) | Height to seating plane | 16.0 ± 0.5mm |
| H ₀ (Straight type) | Height of component from hole center | 16.0-21.0mm |
| Δh | Front to back deviation | 0.0 ± 2.0mm |
| W | Carrier tape width | 18.0 ^{+1.0} _{-0.5} mm |
| W ₀ | Hold down tape width | 12.0mm |
| W ₁ | Sprocket hole position | 9.0 ^{+0.75} _{-0.5} mm |
| W ₂ | Adhesive tape position | 3.0mm max. |
| F | Component lead spacing | 10.0 ^{+0.8} _{-0.2} mm |
| P | Pitch of component | 25.4 ± 1.0mm |
| P ₀ | Sprocket hole pitch | 12.7 ± 0.3mm |
| P ₁ | Lead length from hole center to lead | 7.7 ± 0.7mm, 8.95 ± 0.7mm |
| P ₂ | Length from hole center to disk center | 12.7 ± 1.3mm |
| D ₀ | Sprocket hole diameter | 4.0 ± 0.2mm |
| d | Lead wire diameter | 0.8 ± 0.05mm, 1.0 ± 0.05mm |
| T | Disk thickness | See C. max table |
| t ₁ | Total thickness tape | 0.7 ± 0.05mm |
| t ₂ | Total thickness | 1.8mm max. |



ROV20, ROV20H, ROV20E

20mm Series Metal Oxide Varistors

www.tycopowercomponents.com

Document: SCD 25484
Status: Released
Rev. A June 30, 2003

Information furnished is believed to be accurate and reliable. However, users should independently evaluate the suitability of each product for their applications. Tyco Electronics Corporation assumes no responsibility for the use of its product or for any infringement of patents or other rights of third parties resulting from the use of its product. No license is granted by implication or otherwise under any patent or proprietary right of Tyco Electronics except the right to use such product for the purpose for which it is sold. Tyco Electronics reserves the right to change or update, without notice, any information contained in this publication; to change, without notice, the design, construction, processing, or specification of any product; and to discontinue or limit production or distribution of any product. This publication supersedes and replaces all information previously supplied. Without express written consent by an officer of Tyco Electronics, Tyco Electronics does not authorize the use of any its products as components in nuclear facility applications, aerospace, or in critical life support devices or systems. Tyco Electronics' only obligations are those in the Tyco Electronics Standard Terms and Conditions of Sale and in no case will Tyco Electronics be liable for any incidental, indirect, or consequential damages arising from the sale, resale, use, or misuse of its products.

Raychem is a trademark of Tyco Electronics Corporation

© 2003 Tyco Electronics Corporation