

阅读申明

- 1.本站收集的数据手册和产品资料都来自互联网，版权归原作者所有。如读者和版权方有任何异议请及时告之，我们将妥善解决。
- 2.本站提供的中文数据手册是英文数据手册的中文翻译，其目的是协助用户阅读，该译文无法自动跟随原稿更新，同时也可能存在翻译上的不当。建议读者以英文原稿为参考以便获得更精准的信息。
- 3.本站提供的产品资料，来自厂商的技术支持或者使用者的心得体会等，其内容可能存在描述上的差异，建议读者做出适当判断。
- 4.如需与我们联系，请发邮件到marketing@iczoom.com，主题请标有“数据手册”字样。

Read Statement

1. The datasheets and other product information on the site are all from network reference or other public materials, and the copyright belongs to the original author and original published source. If readers and copyright owners have any objections, please contact us and we will deal with it in a timely manner.
2. The Chinese datasheets provided on the website is a Chinese translation of the English datasheets. Its purpose is for reader's learning exchange only and do not involve commercial purposes. The translation cannot be automatically updated with the original manuscript, and there may also be improper translations. Readers are advised to use the English manuscript as a reference for more accurate information.
3. All product information provided on the website refer to solutions from manufacturers' technical support or users the contents may have differences in description, and readers are advised to take the original article as the standard.
4. If you have any questions, please contact us at marketing@iczoom.com and mark the subject with "Datasheets" .

Accessories Industrial Power Relay RT / RP / SR2M

and similar design: pinnings 3.5mm / 5mm; relay heights 15.7 / 25.5mm



F0228-A

Features

- New retainer clip with ejection function
- Easy replacement of relays on a densely packed DIN rail
- High quality rising clamp terminals
- Captive combination terminal screws
- No reduction of protection class or creepage/clearance with plastic retainer
- Simple plug-in indicator- and protection modules
- White snap-on tags
- Not suitable for bistable relays with 2 coils

Accessories for sockets:

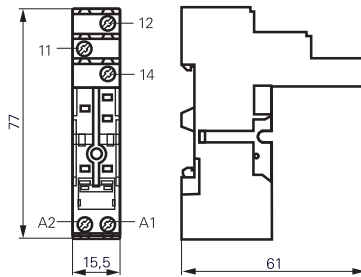
- Rejector
- LED- and protection modules
- Marking tags

Dimensions in mm

Socket with screw-type terminals for DIN rail mounting



F0229-A



S0416-AA

RT 78 724 Socket with screw-type terminals, pinning 3.5 mm for DIN rail mounting



Technical data

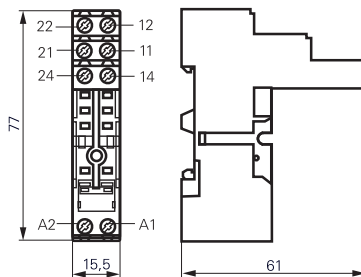
| | |
|-----------------------------|-------------------------|
| Rated current | 12 A |
| Rated voltage | 250 Vac |
| Insulation cat. (VDE 0110b) | C / 250 Vac |
| Ambient temperature | -25...85 °C |
| Protection category | IP 20 |
| Wire cross section | 2 x 2.5 mm ² |
| with bootlace crimp | 2 x 1.5 mm ² |
| Terminal torque | 0.5 Nm |
| max. | 0.7 Nm |
| Packaging unit | 10 pcs. |

RT 78 724 and RT 78 726

- Logical setup of connections (input / output)
- Safe separation to VDE 0106



F0230-A



S0416-AB

RT 78 726 Socket with screw-type terminals, pinning 5 mm for DIN rail mounting



Technical data

| | | |
|-----------------------------|-------------------------|----------|
| Rated current | 1 pole | 12 A *) |
| | 2 pole | 2 x 12 A |
| Rated voltage | 250 Vac | |
| Insulation cat. (VDE 0110b) | C / 250 Vac | |
| Ambient temperature | -25...85 °C | |
| Protection category | IP 20 | |
| Wire cross section | 2 x 2.5 mm ² | |
| with bootlace crimp | 2 x 1.5 mm ² | |
| Terminal torque | 0.5 Nm | |
| max. | 0.7 Nm | |
| Packaging unit | 10 pcs. | |

*) For 1 pole relays (16 A) the relay terminals 11-21, 12-22 and 14-24 have to be bridged
For 1 pole relays (12 A) the relay terminals 11-12-14 have to be connected to the socket terminals 21-12-24

Socket with screw-type terminals for DIN rail mounting

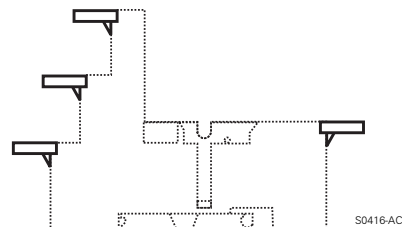
| Type | | Part Number |
|------------------|--|-------------|
| RT 78 724 | Socket with screw-type terminals, pinning 3.5 mm for DIN rail mounting | 8-1415035-1 |
| RT 78 726 | Socket with screw-type terminals, pinning 5 mm for DIN rail mounting | 6-1415035-1 |

Accessories Industrial Power Relay RT / RP / SR2M

and similar design: pinnings 3.5mm / 5mm; relay heights 15.7 / 25.5mm

Accessories for RT 78 724, RT 78 726

| Type | | Part Number |
|------------------|---|-------------|
| RT 17 016 | Plastic retaining clip, relay height 15.7 and 25.5 mm | 1-1415038-1 |
| RT 17 040 | Marking tag | 2-1415038-1 |



Marking tags

- White marking area 15.5 x 6 mm
- Snaps on socket in up to 4 positions

LED- and Protection Modules for RT 78 724, RT 78 726

Easy insertion of module into the socket

Wiring in parallel to the coil

| Type | | Part Number |
|-------------------|-----------------------------|-------------|
| PTM T0 0A0 | Protection diode (A1+, A2-) | 9-1415036-1 |
| PTM T0 0L0 | Protection diode (A1-, A2+) | 0-1415037-1 |
| PTM U0 524 | RC-network 6...60 Vac | 1-1415037-1 |
| PTM U0 730 | RC-network 110...230 Vac | 2-1415037-1 |
| PTM V0 524 | Varistor 24 Vac | 3-1415037-1 |
| PTM V0 615 | Varistor 115 Vac | 6-1415365-1 |
| PTM V0 730 | Varistor 230 Vac | 4-1415037-1 |

LED

| | | |
|-------------------|---|-------------|
| PTM L0 524 | red LED 6...24 Vdc/Vac | 6-1415036-1 |
| PTM G0 524 | green LED 6...24 Vdc/Vac | 3-1415036-1 |
| PTM L0 024 | red LED 6...24 Vdc w. prot.diode (A1+, A2-) | 5-1415036-1 |
| PTM G0 024 | green LED 6...24 Vdc w. prot.diode (A1+, A2-) | 2-1415036-1 |
| PTM L1 024 | red LED 6...24 Vdc w. prot. diode (A1-, A2+) | 8-1415036-1 |
| PTM L0 730 | red LED 110...230 Vac | 7-1415036-1 |
| PTM G0 730 | green LED 110...230 Vac | 4-1415036-1 |

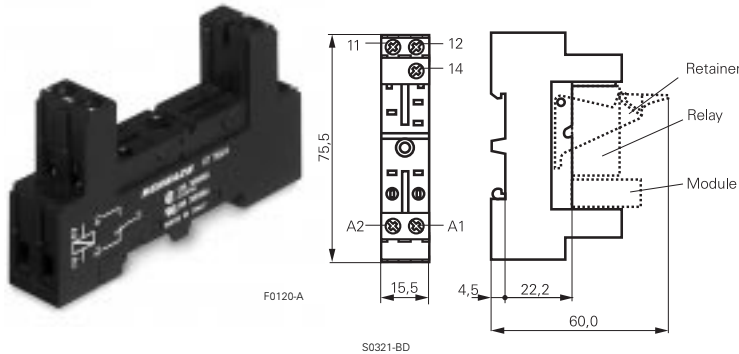


Accessories Industrial Power Relay RT / RP / SR2M

and similar design: pinning 3.5mm / 5mm; relay heights 15.7 / 25.5mm

Dimensions in mm

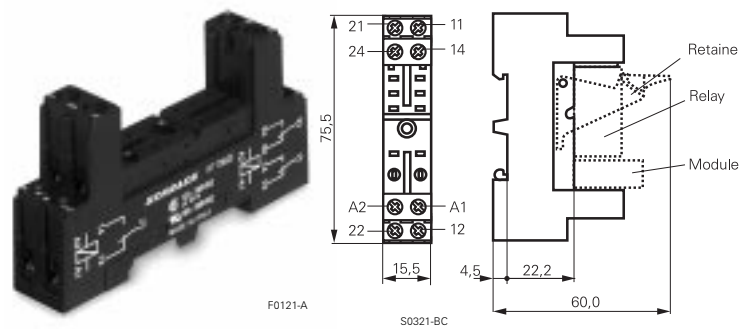
RT 78 624 Socket with screw-type terminals, pinning 3.5 mm for DIN rail mounting



Technical data

| | |
|---|-------------------------|
| Rated current | 12 A |
| Rated voltage | 300 Vac |
| Dielectric strength coil/cont. | >4000 V _{rms} |
| Insulation cat. (VDE 0110b) | C / 250 Vac |
| Ambient temperature | -25...+85 °C |
| Protection category | IP 20 |
| Protection against accidental contact meets | VBG 4 |
| Wire cross section | 2 x 2.5 mm ² |
| with bootlace crimp | 2 x 1.5 mm ² |
| Packaging unit | 10 pcs. |

RT 78 625 Socket with screw-type terminals, pinning 5 mm for DIN rail mounting



Technical data

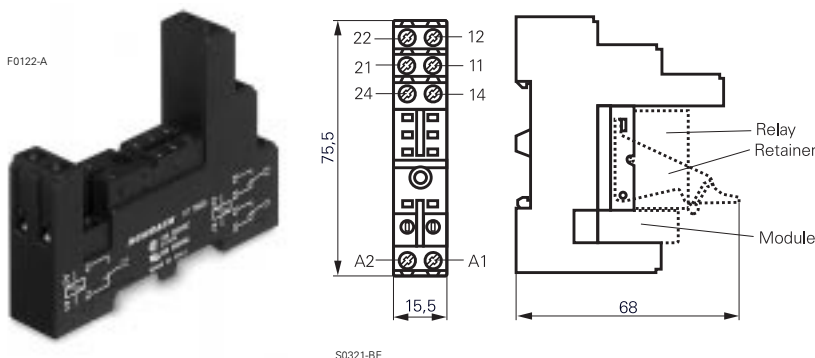
| | | |
|---|-------------------------|----------|
| Rated current | 1 pole | 12 A *) |
| | 2 pole | 2 x 12 A |
| Rated voltage | 300 Vac | |
| Dielectric strength coil/cont. | >4000 V _{rms} | |
| Insulation cat. (VDE 0110b) | C / 250 Vac | |
| Ambient temperature | -25...+80 °C | |
| Protection category | IP 20 | |
| Protection against accidental contact meets | VBG 4 | |
| Wire cross section | 2 x 2.5 mm ² | |
| with bootlace crimp | 2 x 1.5 mm ² | |
| Packaging unit | 10 pcs. | |

RT 78 624 and RT 78 626

- Logical setup of connections (input / output)
- Safe separation to VDE 0106

*) For 1 pole relays (16 A) the terminals 11-21, 12-22 and 14-24 have to be bridged
For 1 pole relays (12 A) the terminals 11-12-14 have to be connected to the socket terminals 21-12-24

RT 78 626 Socket with screw-type terminals, pinning 5 mm for DIN rail mounting



Technical data

| | | |
|---|-------------------------|----------|
| Rated current | 1 pole | 12 A *) |
| | 2 pole | 2 x 12 A |
| Rated voltage | 300 Vac | |
| Dielectric strength coil/cont. | >4000 V _{rms} | |
| Insulation cat. (VDE 0110b) | C / 250 Vac | |
| Ambient temperature | -25...+80 °C | |
| Protection category | IP 20 | |
| Protection against accidental contact meets | VBG 4 | |
| Wire cross section | 2 x 2.5 mm ² | |
| with bootlace crimp | 2 x 1.5 mm ² | |
| Packaging unit | 10 pcs. | |

*) For 1 pole relays (16 A) the terminals 11-21, 12-22 and 14-24 have to be bridged
For 1 pole relays (12 A) the terminals 11-12-14 have to be connected to the socket terminals 21-12-24

Socket with screw-type terminals, for DIN rail mounting

| Type | | Part Number |
|-----------|--|-------------|
| RT 78 624 | Socket with screw-type terminals, pinning 3.5 mm for DIN rail mounting | 2-1419108-1 |
| RT 78 625 | Socket with screw-type terminals, pinning 5 mm for DIN rail mounting | 2-1419108-2 |
| RT 78 626 | Socket with screw-type terminals, pinning 5 mm for DIN rail mounting | 2-1419108-3 |

Accessories Industrial Power Relay RT / RP / SR2M

and similar design: pinnings 3.5mm / 5mm; relay heights 15.7 / 25.5mm

Dimensions in mm
View on solder pins

Accessories for RT 78 624, RT 78 625, RT 78 626

| Type | | Part Number |
|------------------|---|-------------|
| RT 16 016 | Plastic retaining clip RT, relay height 15.7 mm | 3-1393161-3 |
| RP 16 104 | Plastic retaining clip RP, relay height 25.5 mm | 1-1393161-8 |
| RY 16 040 | Marking tag | 6-1393161-8 |

LED- and Protection Modules for RT 78 624, RT 78 625, RT 78 626 and RP 78 623, RY 78 626

Easy insertion of module into the socket

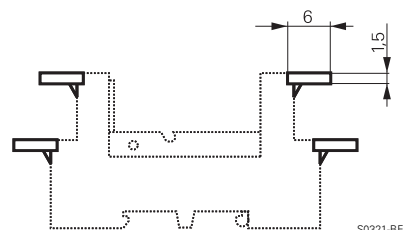
Wiring in parallel to the coil

| Type | | Part Number |
|-------------------|---------------------------------------|-------------|
| RPM T0 0A0 | Protection diode 1N4007 ¹⁾ | 1-1393161-1 |
| RPM U0 548 | RC-network 24...48 Vac | 1-1393161-3 |
| RPM U0 730 | RC-network 110...230 Vac | 1-1393161-4 |

LED

| | | |
|-------------------|---|-------------|
| RPM L0 024 | red LED 12...24 Vdc w.prot.diode ¹⁾ | 0-1393161-4 |
| RPM G0 024 | green LED 12...24 Vdc w.prot.diode ¹⁾ | 0-1393161-3 |
| RPM L0 524 | red LED 12...48 Vdc / Vac | 0-1393161-7 |
| RPM G0 524 | green LED 12...48 Vdc / Vac | 2-1419152-4 |
| RPM L0 110 | red LED 60...110 Vdc w.prot.diode ¹⁾ | 0-1393161-6 |
| RPM G0 110 | green LED 60...110 Vdc w.prot.diode ¹⁾ | 2-1419152-3 |
| RPM L0 730 | red LED 110...230 Vac | 0-1393161-8 |
| RPM G0 730 | green LED 110...230 Vac | 2-1419152-5 |

¹⁾ Standard polarity: A1:+, A2:-



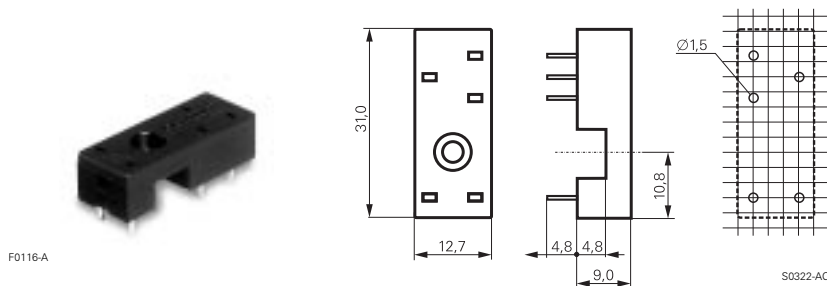
Marking tags

- White marking area 15.5 x 6 mm
- Snaps on socket in up to 4 positions

F0123-A



Socket with PCB terminals

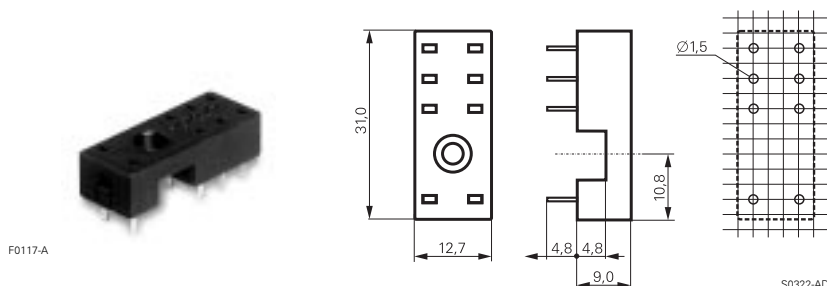


RP 78 601 Socket with PCB terminals, pinning 3.5 mm



Technical data

| | |
|--------------------------------|------------------------|
| Rated current | 12 A |
| Rated voltage | 300 Vac |
| Dielectric strength coil/cont. | >5000 V _{rms} |
| Insulation cat. (VDE 0110b) | C / 250 Vac |
| Ambient temperature | -40...+80 °C |
| Packaging unit | 100 pcs. |



RP 78 602 Socket with PCB terminals, pinning 5 mm



Technical data

| | | |
|--------------------------------|--------|------------------------|
| Rated current | 1 pole | 12 A |
| | 2 pole | 2 x 12 A |
| Rated voltage | | 300 Vac |
| Dielectric strength coil/cont. | | >5000 V _{rms} |
| Insulation cat. (VDE 0110b) | | C / 250 Vac |
| Ambient temperature | | -40...+80 °C |
| Packaging unit | | 100 pcs. |

Socket with PCB terminals

| Type | | Part Number |
|------------------|---|-------------|
| RP 78 601 | Socket with PCB terminals, pinning 3.5 mm | 8-1393234-4 |
| RP 78 602 | Socket with PCB terminals, pinning 5 mm | 8-1393234-5 |

Accessories for RP 78 601, RP 78 602

| Type | | Part Number |
|------------------|---|-------------|
| RT 16 041 | Plastic retaining clip RT, relay height 15.7 mm | 3-1393161-4 |
| RP 16 100 | Plastic retaining clip RP, relay height 25.5 mm | 1-1393161-7 |
| RT 28 516 | Metal retaining clip RT, relay height 15.7 mm | 0-1419108-7 |
| RP 28 500 | Metal retaining clip RP, relay height 25.5 mm | 1-1393161-9 |