

## 阅读申明

- 1.本站收集的数据手册和产品资料都来自互联网，版权归原作者所有。如读者和版权方有任何异议请及时告之，我们将妥善解决。
- 2.本站提供的中文数据手册是英文数据手册的中文翻译，其目的是协助用户阅读，该译文无法自动跟随原稿更新，同时也可能存在翻译上的不当。建议读者以英文原稿为参考以便获得更精准的信息。
- 3.本站提供的产品资料，来自厂商的技术支持或者使用者的心得体会等，其内容可能存在描述上的差异，建议读者做出适当判断。
- 4.如需与我们联系，请发邮件到marketing@iczoom.com，主题请标有“数据手册”字样。

## Read Statement

1. The datasheets and other product information on the site are all from network reference or other public materials, and the copyright belongs to the original author and original published source. If readers and copyright owners have any objections, please contact us and we will deal with it in a timely manner.
2. The Chinese datasheets provided on the website is a Chinese translation of the English datasheets. Its purpose is for reader's learning exchange only and do not involve commercial purposes. The translation cannot be automatically updated with the original manuscript, and there may also be improper translations. Readers are advised to use the English manuscript as a reference for more accurate information.
3. All product information provided on the website refer to solutions from manufacturers' technical support or users the contents may have differences in description, and readers are advised to take the original article as the standard.
4. If you have any questions, please contact us at marketing@iczoom.com and mark the subject with "Datasheets" .

## Relay Module - RIF-4-RPT-LV-120AC/2X21 - 2903280

Please be informed that the data shown in this PDF Document is generated from our Online Catalog. Please find the complete data in the user's documentation. Our General Terms of Use for Downloads are valid (<http://download.phoenixcontact.com>)



Pre-assembled relay module with push-in connection, consisting of: relay base, power contact relay, plug-in display/suppressor module, and retaining bracket. Contact type: 2 PDTs. Input voltage: 120 V AC

The figure shows the 24 V DC version



### Key commercial data

Packing unit	1 pc
Weight per Piece (excluding packing)	208.0 GRM
Custom tariff number	85364900
Country of origin	Germany

### Technical data

#### Dimensions

Width	43 mm
Height	111 mm
Depth	90 mm

#### Ambient conditions

Ambient temperature (operation)	-40 °C ... 40 °C
Ambient temperature (storage/transport)	-40 °C ... 85 °C

#### Coil side

Nominal input voltage $U_N$	120 V AC
Input voltage range in reference to $U_N$	(see diagram)
Nominal input current at $U_{IN}$	24 mA
Typical response time	5 ms ... 25 ms
Typical release time range	5 ms ... 20 ms
Operating voltage display	Yellow LED

# Relay Module - RIF-4-RPT-LV-120AC/2X21 - 2903280

## Technical data

### Coil side

Protective circuit	Varistor
--------------------	----------

### Contact side

Contact type	2 PDT
Contact material	AgNi
Maximum switching voltage	440 V AC
	250 V DC
Minimum switching voltage	10 V (At 24 mA)
Maximum inrush current	50 A (20 ms, N/O contact)
Min. switching current	10 mA (at 24 V)
Limiting continuous current	9 A (see diagram)
Interrupting rating (ohmic load) max.	216 W (at 24 V DC)
	124 W (at 48 V DC)
	108 W (at 60 V DC)
	52 W (at 110 V DC)
	70 W (at 220 V DC)
	2250 VA (for 250 V AC)
	4000 VA (At 440 V AC)
Switching capacity in acc. with DIN VDE 0660/IEC 60947	2 A (24 V (DC13))
	1.5 A (230 V (AC15))
	3.6 A (230 V (AC3))
Single-phase motor load	800 W
Motor load according to UL 508	1/3 HP, 120 V AC (single-phase AC motor)
	1/2 HP, 240 V AC (single-phase AC motor)

### Connection data

Connection method	Push-in connection
Connection name	Input
Connection method	Push-in connection
Conductor cross section solid min.	0.14 mm <sup>2</sup>
Conductor cross section solid max.	1.5 mm <sup>2</sup>
Conductor cross section stranded min.	0.14 mm <sup>2</sup>
Conductor cross section stranded max.	1.5 mm <sup>2</sup>
Conductor cross section stranded, with ferrule with plastic sleeve min.	0.14 mm <sup>2</sup>
Conductor cross section stranded, with ferrule with plastic sleeve max.	1.5 mm <sup>2</sup>
Conductor cross section stranded, with ferrule without plastic sleeve min.	0.14 mm <sup>2</sup>
Conductor cross section stranded, with ferrule without plastic sleeve max.	1.5 mm <sup>2</sup>
Conductor cross section AWG/kcmil min.	26

## Relay Module - RIF-4-RPT-LV-120AC/2X21 - 2903280

### Technical data

#### Connection data

Conductor cross section AWG/kcmil max	16
Stripping length	8 mm
Connection name	Output
Connection method	Push-in connection
Conductor cross section solid min.	0.14 mm <sup>2</sup>
Conductor cross section solid max.	2.5 mm <sup>2</sup>
Conductor cross section stranded min.	0.14 mm <sup>2</sup>
Conductor cross section stranded max.	2.5 mm <sup>2</sup>
Conductor cross section stranded, with ferrule with plastic sleeve min.	0.14 mm <sup>2</sup>
Conductor cross section stranded, with ferrule with plastic sleeve max.	2.5 mm <sup>2</sup>
Conductor cross section stranded, with ferrule without plastic sleeve min.	0.14 mm <sup>2</sup>
Conductor cross section stranded, with ferrule without plastic sleeve max.	2.5 mm <sup>2</sup>
Conductor cross section AWG/kcmil min.	26
Conductor cross section AWG/kcmil max	14
Stripping length	10 mm

#### General

Test voltage relay winding/relay contact	2.5 kV <sub>rms</sub> (50 Hz, 1 min.)
Test voltage relay contact/relay contact	2.5 kV <sub>rms</sub> (50 Hz, 1 min.)
Operating mode	100% operating factor
Degree of protection	IP20 (Relay socket)
	RT I (Relay)
Mechanical service life	Approx. 10 <sup>7</sup> cycles
Standards/regulations	DIN EN 50178
	IEC 62103
Rated insulation voltage	250 V AC
Pollution degree	2
Surge voltage category	III
Mounting position	any
Assembly instructions	In rows with zero spacing

## Relay Module - RIF-4-RPT-LV-120AC/2X21 - 2903280

### Articles in set

Relay socket - RIF-4-BPT/3X21 - 2900961



RIF-4... relay base, for high-power relay with 2 or 3 PDTs or 3 N/O contacts, push-in connection, plug-in option for input/suppressor modules, for mounting on NS 35/7,5

Single relay - REL-PR2-120AC/2X21 - 2903700



Plug-in high-power relay with power contacts, 2 PDTs, coil voltage: 120 V AC

Plug-in module - RIF-LV-120-230 AC/110 DC - 2900944



Plug-in module, for mounting on RIF-1, RIF-2, RIF-3, and RIF-4, with varistor and yellow LED, input voltage: 120 - 230 V AC/110 V DC  $\pm 20\%$

Retaining bracket - RIF-RH-4 - 2900956



Relay retaining bracket, with holder for marking material, suitable for RIF-4 relay base, for high-power relay

## Classifications

eCl@ss

eCl@ss 4.0	27371102
eCl@ss 4.1	27371102
eCl@ss 5.0	27371601
eCl@ss 5.1	27371601
eCl@ss 6.0	27371601
eCl@ss 7.0	27371601

# Relay Module - RIF-4-RPT-LV-120AC/2X21 - 2903280

## Classifications

eCl@ss

eCl@ss 8.0	27371601
------------	----------

### ETIM

ETIM 3.0	EC001456
ETIM 4.0	EC001456
ETIM 5.0	EC001437

### UNSPSC

UNSPSC 6.01	30211917
UNSPSC 7.0901	39121516
UNSPSC 11	39121516
UNSPSC 12.01	39121516
UNSPSC 13.2	39121516

## Approvals

### Approvals

---

Approvals

CSA


---

Ex Approvals

---

Approvals submitted

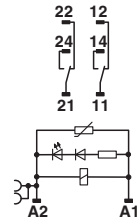
### Approval details

CSA 
---

## Drawings

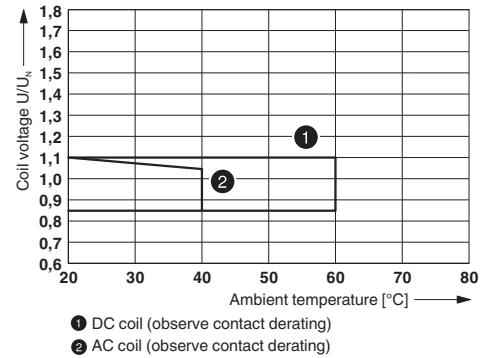
# Relay Module - RIF-4-RPT-LV-120AC/2X21 - 2903280

Circuit diagram



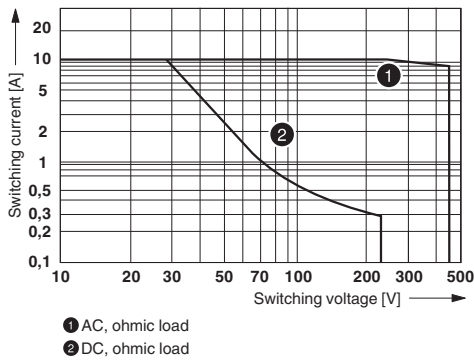
AC coils

Diagram



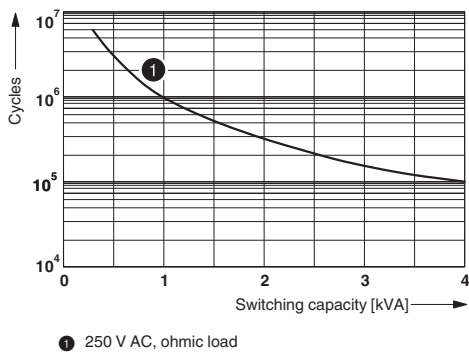
Operating voltage range

Diagram



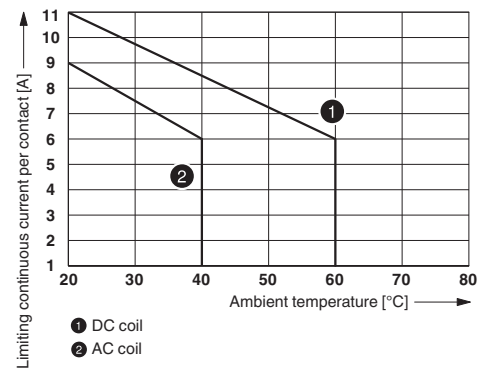
Interrupting rating

Diagram



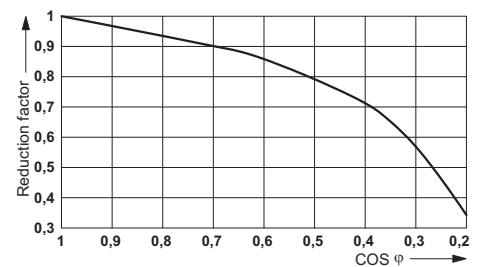
Electrical service life

Diagram



Contact derating

Diagram



Service life reduction factor

