

阅读申明

- 1.本站收集的数据手册和产品资料都来自互联网，版权归原作者所有。如读者和版权方有任何异议请及时告之，我们将妥善解决。
- 2.本站提供的中文数据手册是英文数据手册的中文翻译，其目的是协助用户阅读，该译文无法自动跟随原稿更新，同时也可能存在翻译上的不当。建议读者以英文原稿为参考以便获得更精准的信息。
- 3.本站提供的产品资料，来自厂商的技术支持或者使用者的心得体会等，其内容可能存在描述上的差异，建议读者做出适当判断。
- 4.如需与我们联系，请发邮件到marketing@iczoom.com，主题请标有“数据手册”字样。


Read Statement

1. The datasheets and other product information on the site are all from network reference or other public materials, and the copyright belongs to the original author and original published source. If readers and copyright owners have any objections, please contact us and we will deal with it in a timely manner.
2. The Chinese datasheets provided on the website is a Chinese translation of the English datasheets. Its purpose is for reader's learning exchange only and do not involve commercial purposes. The translation cannot be automatically updated with the original manuscript, and there may also be improper translations. Readers are advised to use the English manuscript as a reference for more accurate information.
3. All product information provided on the website refer to solutions from manufacturers' technical support or users the contents may have differences in description, and readers are advised to take the original article as the standard.
4. If you have any questions, please contact us at marketing@iczoom.com and mark the subject with "Datasheets" .

ST-REL3-SG-B 24/21/P


Order No.: 2824255

The illustration shows version ST-REL3-SG-B 24/21/M

<http://eshop.phoenixcontact.de/phoenix/treeViewClick.do?UID=2824255>

Relay connector, equipped with remanence miniature switching relays, contacts (AgAu): small to large loads, 1 PDT, input voltage 24 V DC, with polarity protection and damping diode, plus switching

Commercial data

GTIN (EAN)	 4 017918 077631
sales group	G011
Pack	10 pcs.
Customs tariff	85364190
Catalog page information	Page 88 (IF-2005)

Product notes

WEEE/RoHS-compliant since:
10/26/2006

<http://www.download.phoenixcontact.com>
Please note that the data given here has been taken from the online catalog. For comprehensive information and data, please refer to the user documentation. The General Terms and Conditions of Use apply to Internet downloads.

Technical data

Coil side

Nominal input voltage U_N	24 V DC
Input voltage range in reference to U_N	0.8 ... 1.1
Nominal input current at U_{IN}	28 mA
Typical response time	10 ms (with DC)
Typical release time	10 ms (with DC)
Pulse time	30 ms ... 5 s
Type of protection	Damping diode, polarity protection
Protective circuit/component	Damping diode, polarity protection diode

Contact side

Contact type	Single contact, 1-PDT
Contact material	(AgAu)
Maximum switching voltage	250 V AC/DC
Maximum inrush current	8 A
Limiting continuous current	6 A
Interrupting rating (ohmic load) max.	1500 VA (for 250 V AC)
Limiting continuous current	6 A
Interrupting rating (ohmic load) max.	120 W (at 24 V DC)
	40 W (for 48 V DC)
	35 W (for 60 V DC)
	30 W (for 110 V DC)
	60 W (For 220 V DC)

General data

Width	20.8 mm
Height	33 mm
Depth	66.5 mm
Test voltage relay winding/relay contact	2.5 kV AC (50 Hz, 1 min.)
Ambient temperature (operation)	-20 °C ... 50 °C
Ambient temperature (storage/transport)	-20 °C ... 70 °C
Operating mode	100% operating factor
Mechanical service life	Approx. 10^7 cycles

Standards/regulations	IEC 60664
	IEC 60664 A
	DIN VDE 0110
	DIN VDE 0109-11, draft
	DIN EN 50178/DIN VDE 0160 (in relevant parts)
	IEC 60664
	IEC 60664 A
	DIN VDE 0110
	DIN VDE 0109-11, draft
	DIN EN 50178/DIN VDE 0160 (in relevant parts)
Pollution degree	2
Surge voltage category	III

Certificates / Approvals



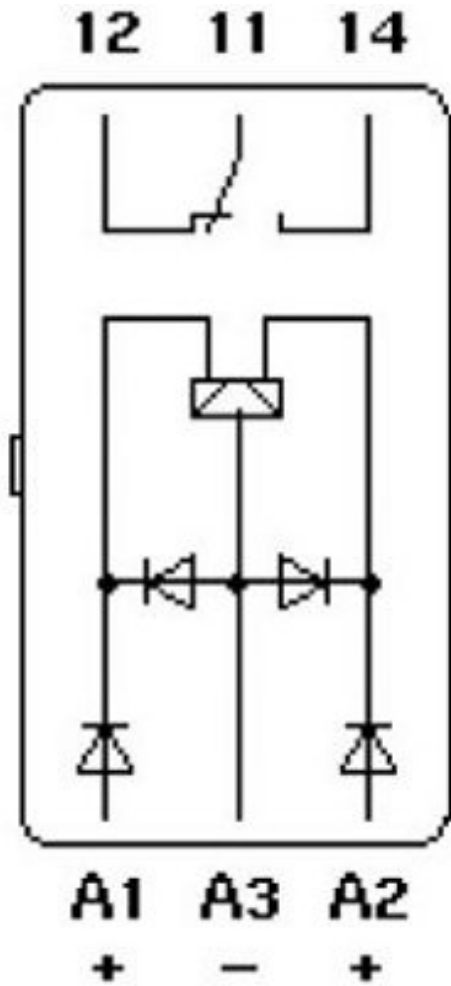
Certification GOST

Additional products

Item	Designation	Description
General		
2777043	UDK-RELG 3	Basic termination blocks with test connection on both sides and double connections with the same potential for NS 32 and NS 35/7.5 DIN rail, with end cover, for ST-REL..., ST-OV... and ST-OE... plugs, 3-pos.
2820136	URELG 3	Basic termination blocks with screw connection for NS 32 and NS 35/7.5 DIN rail, with end cover, for ST-REL..., ST-OV... and ST-OE... plugs, 3-pos.
2820709	URELG 3-PMTK	Basic termination blocks with test connection on both sides and knife disconnection for NS 32 and NS 35/7.5 DIN rail, with end cover, for ST-REL..., ST-OV... and ST-OE... plugs, 3-pos.
2829917	ZFK-RELG 3	Basic termination blocks with spring-cage connection for NS 35/7.5 DIN rail, with end cover, for ST-REL..., ST-OV... and ST-OE... plugs, 3-pos.

Diagrams/Drawings

Circuit diagram



Address

PHOENIX CONTACT Deutschland GmbH
Flachmarktstr. 8
32825 Blomberg, Germany
Phone +49 5235 3 12000
Fax +49 5235 3 41200
<http://www.phoenixcontact.de>



© 2011 Phoenix Contact
Technical modifications reserved;