

阅读申明

- 1.本站收集的数据手册和产品资料都来自互联网，版权归原作者所有。如读者和版权方有任何异议请及时告之，我们将妥善解决。
- 2.本站提供的中文数据手册是英文数据手册的中文翻译，其目的是协助用户阅读，该译文无法自动跟随原稿更新，同时也可能存在翻译上的不当。建议读者以英文原稿为参考以便获得更精准的信息。
- 3.本站提供的产品资料，来自厂商的技术支持或者使用者的心得体会等，其内容可能存在描述上的差异，建议读者做出适当判断。
- 4.如需与我们联系，请发邮件到marketing@iczoom.com，主题请标有“数据手册”字样。


Read Statement

1. The datasheets and other product information on the site are all from network reference or other public materials, and the copyright belongs to the original author and original published source. If readers and copyright owners have any objections, please contact us and we will deal with it in a timely manner.
2. The Chinese datasheets provided on the website is a Chinese translation of the English datasheets. Its purpose is for reader's learning exchange only and do not involve commercial purposes. The translation cannot be automatically updated with the original manuscript, and there may also be improper translations. Readers are advised to use the English manuscript as a reference for more accurate information.
3. All product information provided on the website refer to solutions from manufacturers' technical support or users the contents may have differences in description, and readers are advised to take the original article as the standard.
4. If you have any questions, please contact us at marketing@iczoom.com and mark the subject with "Datasheets" .

URELG 7

Order No.: 2820178

The illustration shows versions with a different no. of positions



<http://eshop.phoenixcontact.de/phoenix/treeViewClick.do?UID=2820178>

Basic termination blocks with screw connection for NS 32 and NS 35/7.5 DIN rail, with end cover, for ST-REL..., ST-OV... and ST-OE... plugs, 7-pos.

Commercial data

EAN	4017918076801
Pack	10 pcs.
Customs tariff	85369010
Weight/Piece	0.0742 KG
Catalog page information	Page 95 (IF-2005)

Product notes

WEEE/RoHS-compliant since:
01/01/2003



<http://www.download.phoenixcontact.com>
Please note that the data given here has been taken from the online catalog. For comprehensive information and data, please refer to the user documentation. The General Terms and Conditions of Use apply to Internet downloads.

Technical data

General data

Number of positions	7
---------------------	---

Nominal voltage U_N	400 V (voltage is determined by the coupling connector.)
Nominal current I_N	16 A (current is determined by the coupling connector.)
Color	gray
Insulating material	PA
Depth	42.5 mm
Width with lid	45.6 mm
Height with coupling plug NS 35/7,5	112 mm

Connection data

Conductor cross section solid min.	0.2 mm ²
Conductor cross section solid max.	4 mm ²
Conductor cross section stranded min.	0.2 mm ²
Conductor cross section stranded max.	4 mm ²
Conductor cross section AWG/kcmil min.	24
Conductor cross section AWG/kcmil max	12
Type of connection	Screw connection
Stripping length	9 mm
Screw thread	M3

Certificates / Approvals



Certification DNV, GOST

Accessories

Item	Designation	Description
------	-------------	-------------

Assembly

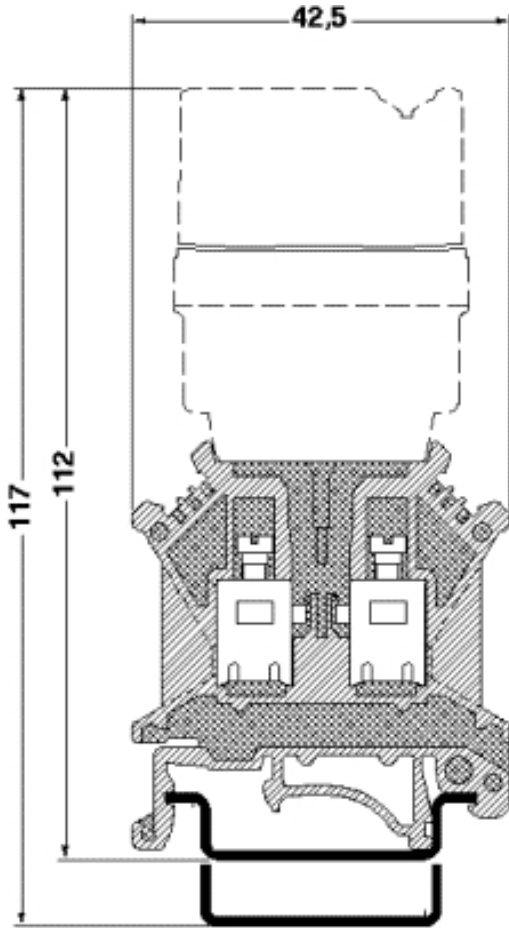
1201442	E/UK	End clamp, for assembly on NS 32 or NS 35/7,5 DIN rail
---------	------	--

Bridges

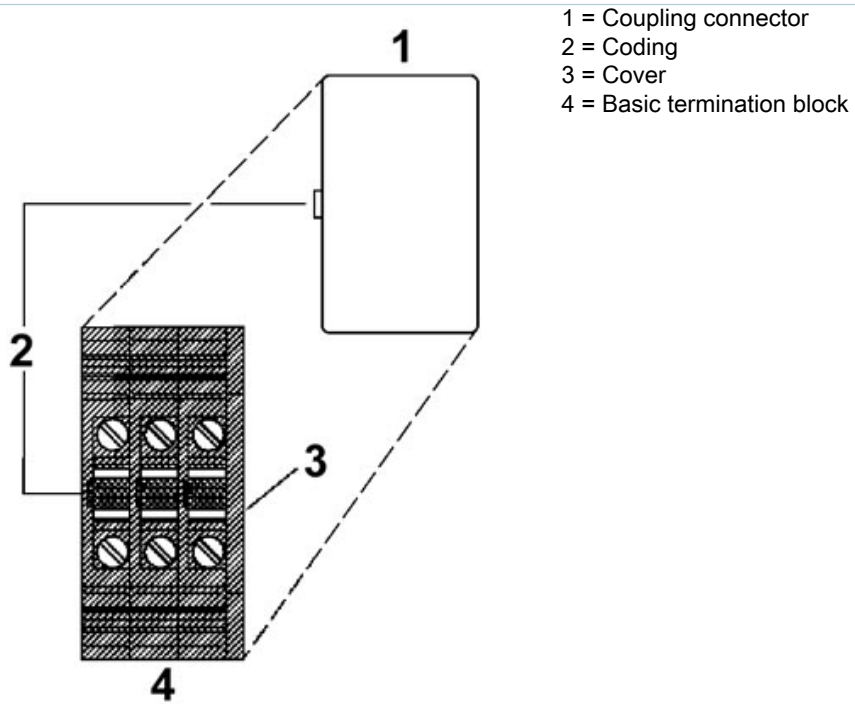
2820916	DB 50- 90 BK	Wire bridge, Color: black
2821180	DB 50- 90 BU	Wire bridge, Color: blue
2820929	DB 50- 90 GY	Wire bridge, Color: gray

Diagrams/Drawings

Dimensioned drawing



Schematic diagram



Address

PHOENIX CONTACT Inc., USA
586 Fulling Mill Road
Middletown, PA 17057, USA
Phone (800) 888-7388
Fax (717) 944-1625
<http://www.phoenixcon.com>



© 2010 Phoenix Contact
Technical modifications reserved;