

阅读申明

- 1.本站收集的数据手册和产品资料都来自互联网，版权归原作者所有。如读者和版权方有任何异议请及时告之，我们将妥善解决。
- 2.本站提供的中文数据手册是英文数据手册的中文翻译，其目的是协助用户阅读，该译文无法自动跟随原稿更新，同时也可能存在翻译上的不当。建议读者以英文原稿为参考以便获得更精准的信息。
- 3.本站提供的产品资料，来自厂商的技术支持或者使用者的心得体会等，其内容可能存在描述上的差异，建议读者做出适当判断。
- 4.如需与我们联系，请发邮件到marketing@iczoom.com，主题请标有“数据手册”字样。

Read Statement

1. The datasheets and other product information on the site are all from network reference or other public materials, and the copyright belongs to the original author and original published source. If readers and copyright owners have any objections, please contact us and we will deal with it in a timely manner.
2. The Chinese datasheets provided on the website is a Chinese translation of the English datasheets. Its purpose is for reader's learning exchange only and do not involve commercial purposes. The translation cannot be automatically updated with the original manuscript, and there may also be improper translations. Readers are advised to use the English manuscript as a reference for more accurate information.
3. All product information provided on the website refer to solutions from manufacturers' technical support or users the contents may have differences in description, and readers are advised to take the original article as the standard.
4. If you have any questions, please contact us at marketing@iczoom.com and mark the subject with "Datasheets" .



Receptacles

#16 AWG PVC 12-inch leads – U.S. color code, epoxy potted
 Straight, 90° and flange mount in male and female versions
 Low-resistance contact design with gold/palladium nickel plating

	2P	3P	4P	5P	6P
MALE FACE VIEW					
COLOR CODE	1- white 2- black	1- green-gnd 2- black 3- white	1- black 3- red 2- white 4- green-gnd	1- white 4- orange 2- red 5- black 3- green-gnd	1- white 4- orange 2- red 5- black 3- green-gnd 6- blue
VOLTAGE	600V AC/DC	600V AC/DC	600V AC/DC	600V AC/DC	600V AC/DC
CURRENT	13A	13A	10A	8A	8A
CONDUCTOR	#16-2	#16-3	#16-4	#16-5	#16-6

MALE	FIG	RECEPTACLES WITH #16 AWG PVC LEADS 12 INCHES LONG				
STRAIGHT	1	1R2006A20A120	1R3006A20A120	1R4006A20A120	1R5006A20A120	1R6006A20A120
90°	3	1R2007A20A120	1R3007A20A120	1R4007A20A120	1R5007A20A120	1R6007A20A120
FLANGE MOUNT	2	1R2G06A20A120	1R3G06A20A120	1R4G06A20A120	1R5G06A20A120	1R6G06A20A120
FEMALE	FIG	RECEPTACLES WITH #16 AWG PVC LEADS 12 INCHES LONG				
STRAIGHT	1	1R2004A20A120	1R3004A20A120	1R4004A20A120	1R5004A20A120	1R6004A20A120
90°	3	1R2005A20A120	1R3005A20A120	1R4005A20A120	1R5005A20A120	1R6005A20A120
FLANGE MOUNT	2	1R2G04A20A120	1R3G04A20A120	1R4G04A20A120	1R5G04A20A120	1R6G04A20A120

PART NO.	ACCESSORIES
5601	Locknut 1/2"-14NPT, zinc plated steel
5611	Gasket, black neoprene

CATALOG OPTIONS

Use the following chart to modify your part's specifications

1R2006A20A1201

CABLE LENGTH

3'	F030
6'	F060

SHELL

STAINLESS STEEL SHELL	.ADD 1
NON-METALLIC SHELL	.ADD 2

(AVAILABLE ON MALE & FEMALE STRAIGHT RECEPTACLES ONLY)

Specifications



MECHANICAL

SHELL: ZINC DIECAST W/ BLACK EPOXY COAT, OPTIONAL STAINLESS STEEL TYPE 303 OR NON-METALLIC GRAY NYLON 6/6
 90°: ZINC DIECAST W/ BLACK E-COAT
 FLANGE MOUNT: GRAY ANODIZED ALUMINUM
 INSERT: PVC - UL STD 94 - V0
 CONDUCTORS: #16 AWG, PVC INSULATION OVER 26 X #30 COPPER STRANDING, 600V, UL STYLE I015 CSA TEW

ELECTRICAL

VOLTAGE RATING: 600 V AC/DC
 AMPERAGE: 2P - 13A
 3P - 13A
 4P - 10A
 5P - 8A
 6P - 8A

ENVIRONMENTAL

PROTECTION: IP 68, NEMA 6P
 AMBIENT OPERATING TEMP: -4° TO 221° F (-20° TO 105° C)

CERTIFICATIONS

UL: UL RECOGNIZED, FILE NO. E46237
 CSA: CSA CERTIFIED, FILE NO. LR6837

RECEPTACLE DIMENSIONS

MALE STRAIGHT WITH 1/2" - 14NPT THREADS
 FEMALE STRAIGHT WITH 1/2" - 14NPT THREADS

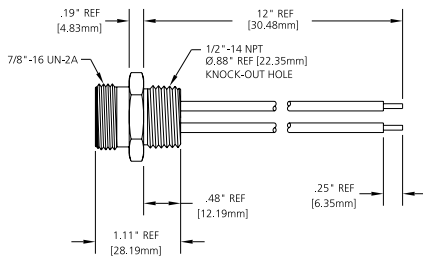
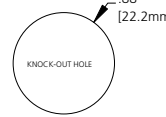
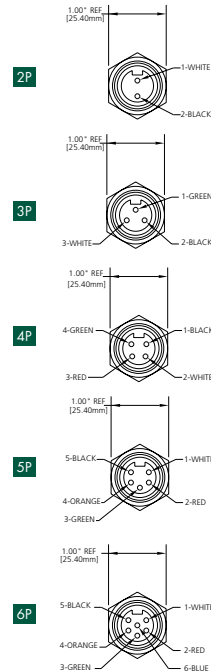


FIG 1

TYPICAL KNOCKOUT



FEMALE FACE VIEW



MALE FLANGE MOUNT
 FEMALE FLANGE MOUNT

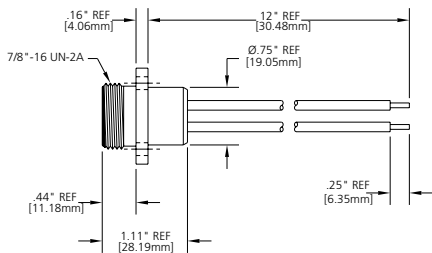
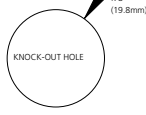
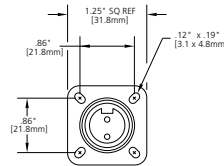


FIG 2

TYPICAL KNOCKOUT



MOUNTING DETAIL



MALE 90° WITH 1/2" - 14NPT THREADS
 FEMALE 90° WITH 1/2" - 14NPT THREADS

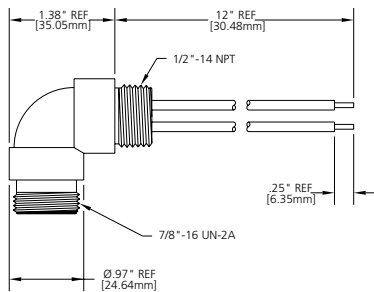
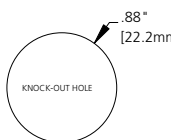
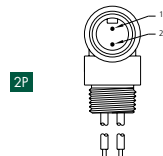


FIG 3

TYPICAL KNOCKOUT



TYPICAL MALE FACE VIEW



TYPICAL FEMALE FACE VIEW

