

阅读申明

- 1.本站收集的数据手册和产品资料都来自互联网，版权归原作者所有。如读者和版权方有任何异议请及时告之，我们将妥善解决。
- 2.本站提供的中文数据手册是英文数据手册的中文翻译，其目的是协助用户阅读，该译文无法自动跟随原稿更新，同时也可能存在翻译上的不当。建议读者以英文原稿为参考以便获得更精准的信息。
- 3.本站提供的产品资料，来自厂商的技术支持或者使用者的心得体会等，其内容可能存在描述上的差异，建议读者做出适当判断。
- 4.如需与我们联系，请发邮件到marketing@iczoom.com，主题请标有“数据手册”字样。

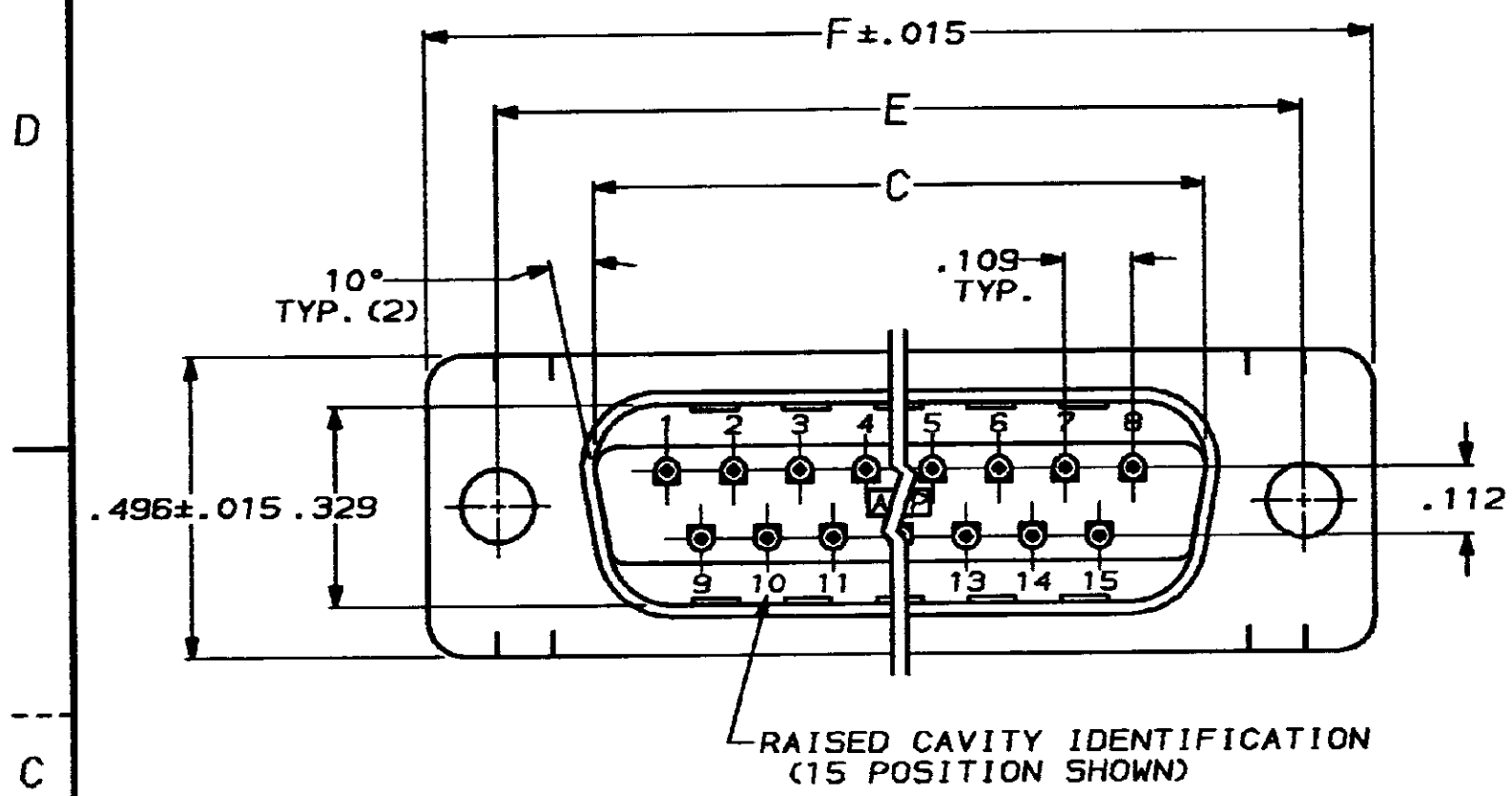
Read Statement

1. The datasheets and other product information on the site are all from network reference or other public materials, and the copyright belongs to the original author and original published source. If readers and copyright owners have any objections, please contact us and we will deal with it in a timely manner.
2. The Chinese datasheets provided on the website is a Chinese translation of the English datasheets. Its purpose is for reader's learning exchange only and do not involve commercial purposes. The translation cannot be automatically updated with the original manuscript, and there may also be improper translations. Readers are advised to use the English manuscript as a reference for more accurate information.
3. All product information provided on the website refer to solutions from manufacturers' technical support or users the contents may have differences in description, and readers are advised to take the original article as the standard.
4. If you have any questions, please contact us at marketing@iczoom.com and mark the subject with "Datasheets" .

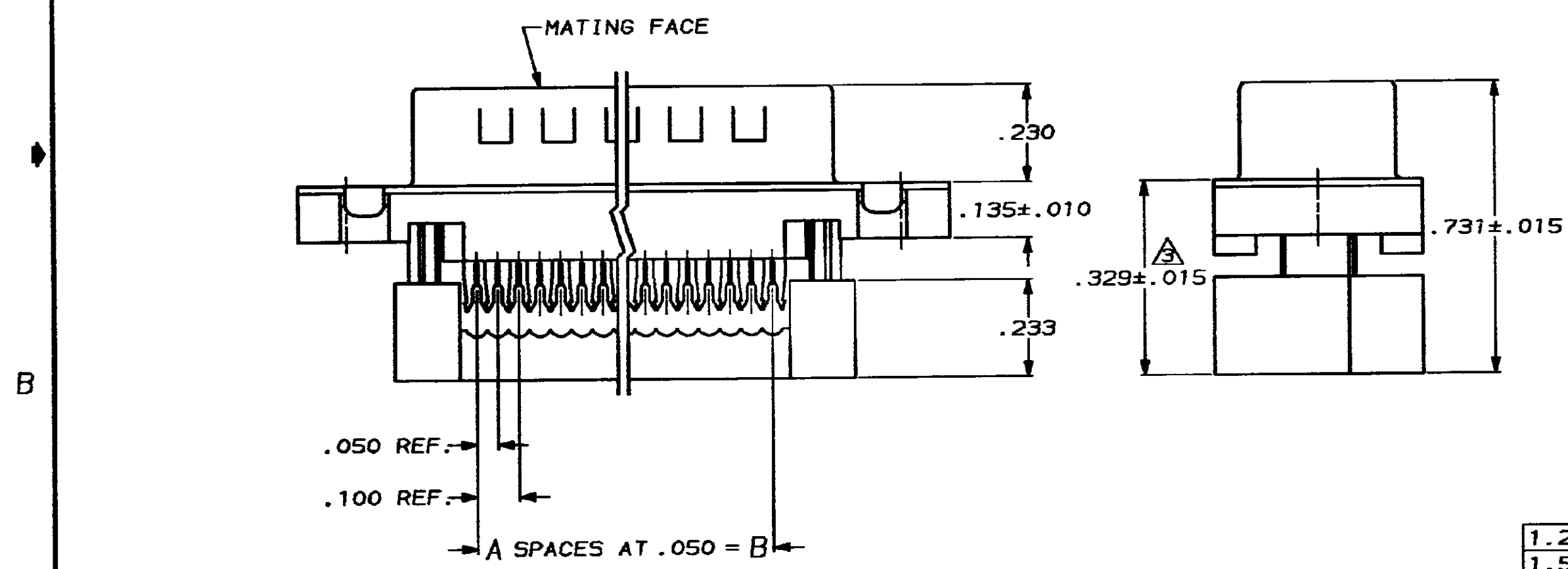
DRAWING MADE IN THIRD ANGLE PROJECTION
 THIS DRAWING IS UNPUBLISHED. RELEASED FOR PUBLICATION
 © COPYRIGHT 19 BY AMP INCORPORATED, HARRISBURG, PA. ALL INTERNATIONAL RIGHTS RESERVED. AMP PRODUCTS MAY BE COVERED BY U. S. AND FOREIGN PATENTS AND/OR PATENTS PENDING.

MOD 20 LOC BD DIST 39

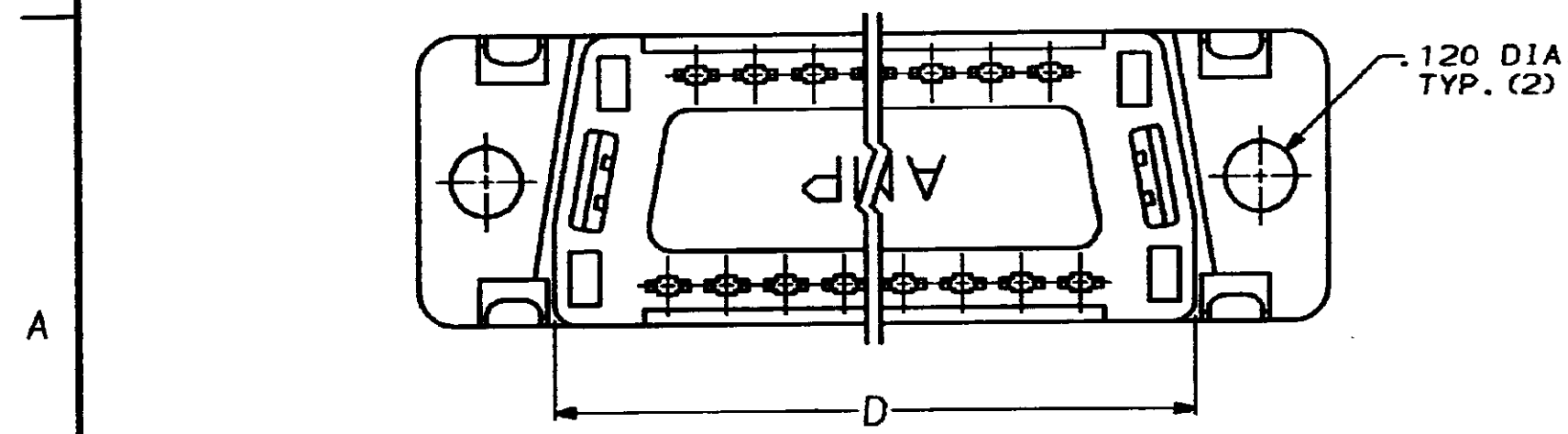
REVISIONS						
P	F	ZONE	LTR	DESCRIPTION	DATE	APPROVED
			0	RELEASED		
			0	REVISED ECN-0048	4-10-84	JG
			A	REV PER ECN BD2622	2-10-88	JS
			B	REV PER ECN BD4356	8-28-88	



- CONNECTORS COMPLY WITH AMP SPEC. 108-40,012 AND MATE WITH ANY SAME NUMBER POSITION RECEPTACLE CONNECTOR IN AMPLIMITE SERIES.
 - CONNECTOR DESIGNED FOR 28 AND 26 AWG STRANDED AND SOLID CONDUCTOR RIBBON CABLE ON .050φ.
- ▲ DIMENSION APPLIES TO TERMINATED CONNECTOR.
 - ▲ MOLDED PARTS: FLAME RETARDANT 94V-0 RATED THERMOPLASTIC, COLOR: BLACK.
 - ▲ STEEL PER QQ-S-698.
 - ▲ PHOS. BRONZE PER QQ-B-750.
 - ▲ GOLD PLATING PER MIL-G-45204, BRIGHT TIN PLATING PER MIL-T-10727 (NOT TIN LEAD), NICKEL PLATING PER QQ-N-290.
 - ▲ BRIGHT TIN PLATED.
 - ▲ .000030 GOLD ON MATING END, .000100-.000200 BRIGHT TIN OR BRIGHT TIN LEAD ON TERMINATION END, ALL OVER .000050 NICKEL ON ENTIRE CONTACT.



1.216	.984	.759	.666	.400	8	9	747306-4
1.541	1.312	1.087	.994	.700	14	15	747306-3
2.090	1.852	1.623	1.534	1.200	24	25	747306-2
2.732	2.500	2.275	2.183	1.800	36	37	747306-1
F	E	D	C	B	A	NO. OF POS.	PART NUMBER



UNLESS OTHERWISE SPECIFIED DIMENSIONS ARE IN INCHES. TOLERANCES ON: DECIMALS ± .005 ANGLES ± 2°	CONTRACT NO	AMP AMP INCORPORATED Harrisburg, Pa.		
	DR J. GERACE 9-15-83			
	CHK J. GERACE 9-15-83	NAME		
	APPD D. HOFFMAN 9-23-83 APPD T. LYZINSKI 9-29-83	PLUG ASSEMBLY, LOW PROFILE HDF, FRONT METAL SHELL, W/ PREASSEMBLED COVER		
MATERIAL MOLDED PARTS: ▲ SHELL: ▲ CONTACTS: ▲	DSGN APPD	SIZE C	FSCH NO 00779	DRAWING NO 747306
FINISH ▲ SHELL: ▲ CONTACTS: ▲	OTHER APPD	SCALE	SHEET	

CUSTOMER DRAWING

747306