

## 阅读申明

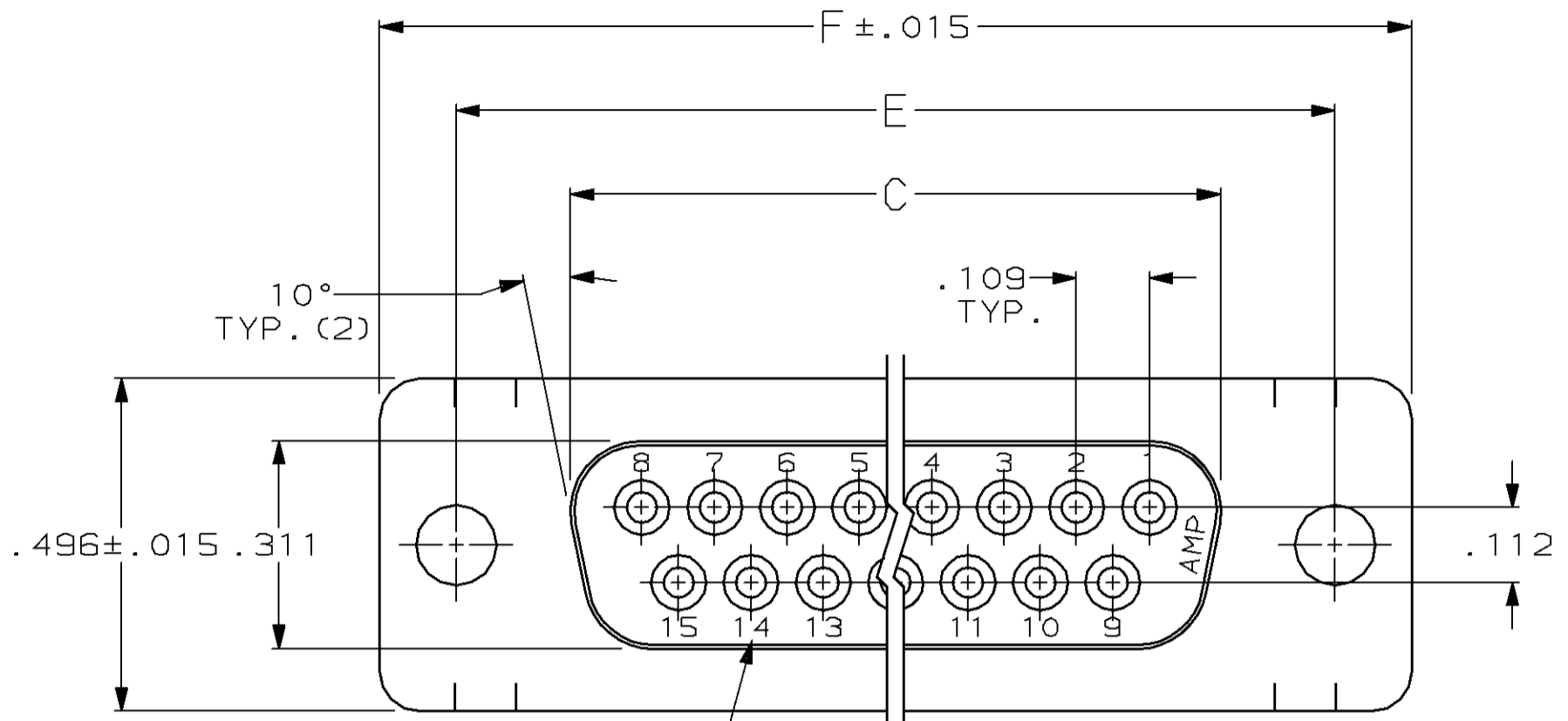
- 1.本站收集的数据手册和产品资料都来自互联网，版权归原作者所有。如读者和版权方有任何异议请及时告之，我们将妥善解决。
- 2.本站提供的中文数据手册是英文数据手册的中文翻译，其目的是协助用户阅读，该译文无法自动跟随原稿更新，同时也可能存在翻译上的不当。建议读者以英文原稿为参考以便获得更精准的信息。
- 3.本站提供的产品资料，来自厂商的技术支持或者使用者的心得体会等，其内容可能存在描述上的差异，建议读者做出适当判断。
- 4.如需与我们联系，请发邮件到marketing@iczoom.com，主题请标有“数据手册”字样。

## Read Statement

1. The datasheets and other product information on the site are all from network reference or other public materials, and the copyright belongs to the original author and original published source. If readers and copyright owners have any objections, please contact us and we will deal with it in a timely manner.
2. The Chinese datasheets provided on the website is a Chinese translation of the English datasheets. Its purpose is for reader's learning exchange only and do not involve commercial purposes. The translation cannot be automatically updated with the original manuscript, and there may also be improper translations. Readers are advised to use the English manuscript as a reference for more accurate information.
3. All product information provided on the website refer to solutions from manufacturers' technical support or users the contents may have differences in description, and readers are advised to take the original article as the standard.
4. If you have any questions, please contact us at marketing@iczoom.com and mark the subject with "Datasheets" .

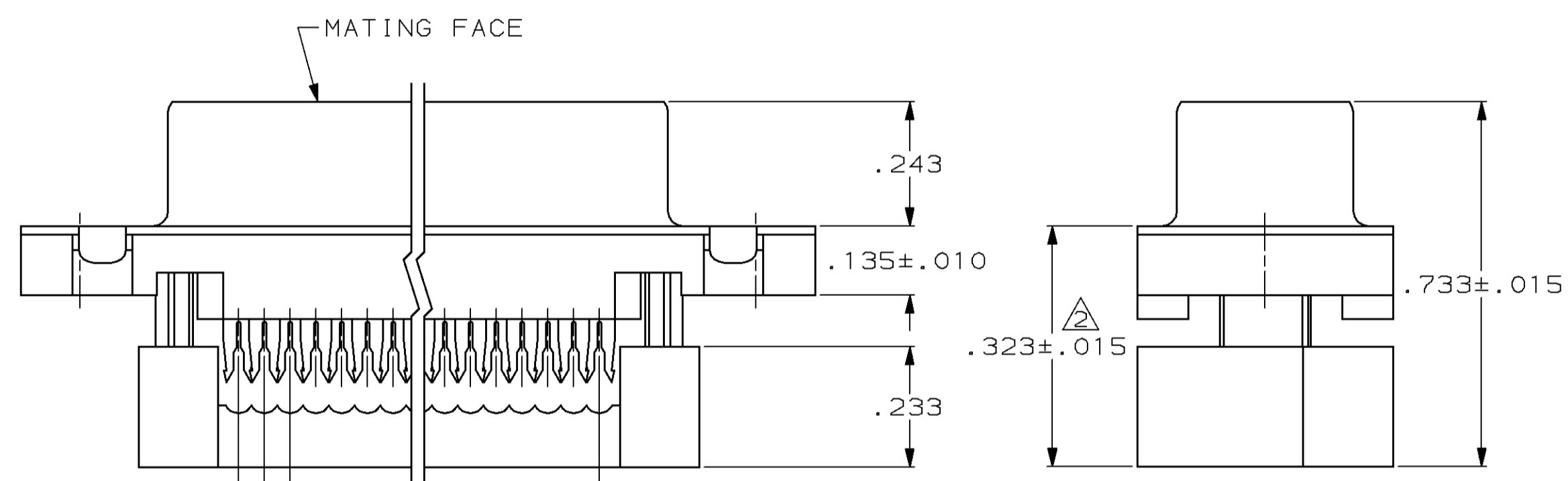
THIS DRAWING IS UNPUBLISHED. RELEASED FOR PUBLICATION  
 BY AMP INCORPORATED. ALL RIGHTS RESERVED.

Loc		DIST		REVISIONS			
P	LTR	DESCRIPTION		DATE	DWN	APVD	
AR	34	D		OBSOLETED -5 PER EC 0020-311-94	03/09/95	LG DK	

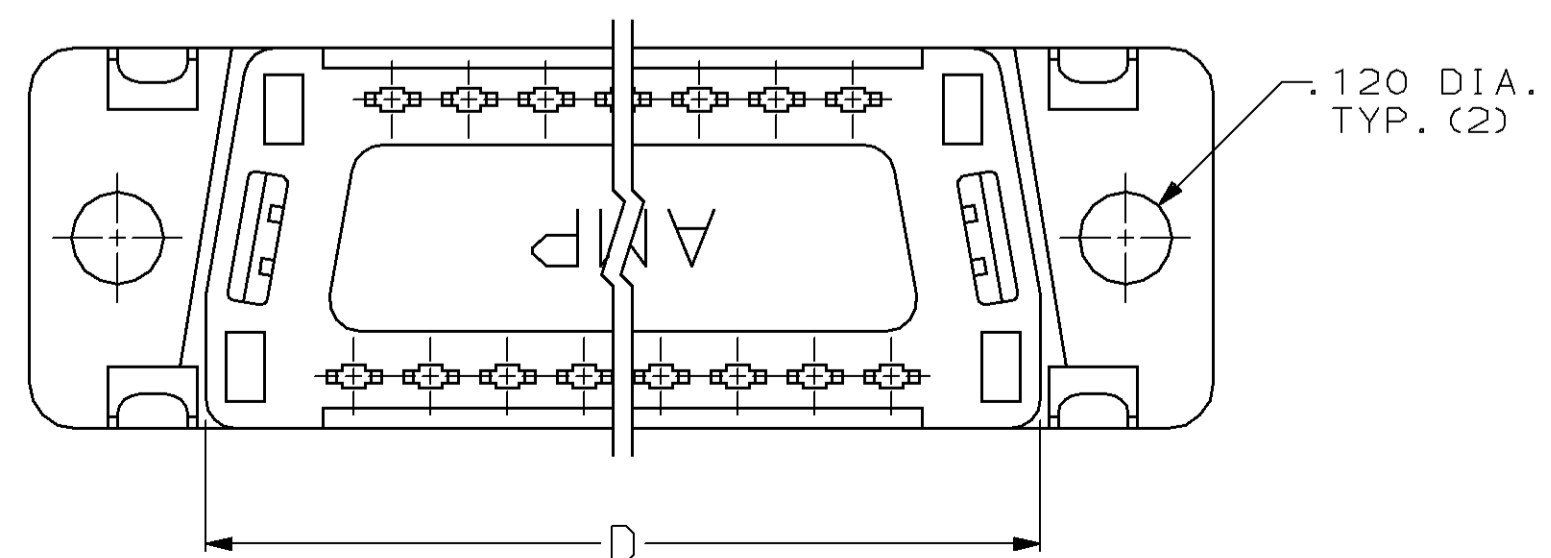


DEPRESSED CAVITY IDENTIFICATION  
(15 POSITION SHOWN)

- CONNECTOR DESIGNED FOR 28 AND 26 AWG STRANDED AND SOLID CONDUCTOR RIBBON CABLE ON .050 $\phi$ .
- $\triangle 2$  DIMENSION APPLIES TO TERMINATED CONNECTOR.
- $\triangle 3$  MOLDED PARTS: THERMOPLASTIC, 94V-0 RATED, FLAME RETARDANT, BLACK. SHELL: STEEL PER QQ-S-698. CONTACTS: PHOSPHOR BRONZE PER QQ-B-750.
- $\triangle 4$  GOLD PLATING PER MIL-G-45204, BRIGHT TIN PLATING PER MIL-T-10727, TIN-LEAD PLATING PER MIL-P-81728, NICKEL PLATING PER QQ-N-290.
- $\triangle 5$  SHELL: BRIGHT TIN PLATED. CONTACTS: .000030 MIN GOLD IN LOCALIZED GOLD PLATE AREA, .000100-.000200 TIN-LEAD ON TERMINATION END, ALL OVER .000050 MIN NICKEL ON ENTIRE CONTACT.



.050 REF.  
.100 REF.  
A SPACES AT .050 = B



F	E	D	C	B	A	NO OF POSN	PART NUMBER
1.764	1.526	1.287	1.140	.900	18	19	747303-5
1.216	.984	.759	.643	.400	8	9	747303-4
1.541	1.312	1.087	.971	.700	14	15	747303-3
2.090	1.852	1.623	1.511	1.200	24	25	747303-2
2.732	2.500	2.275	2.159	1.800	36	37	747303-1

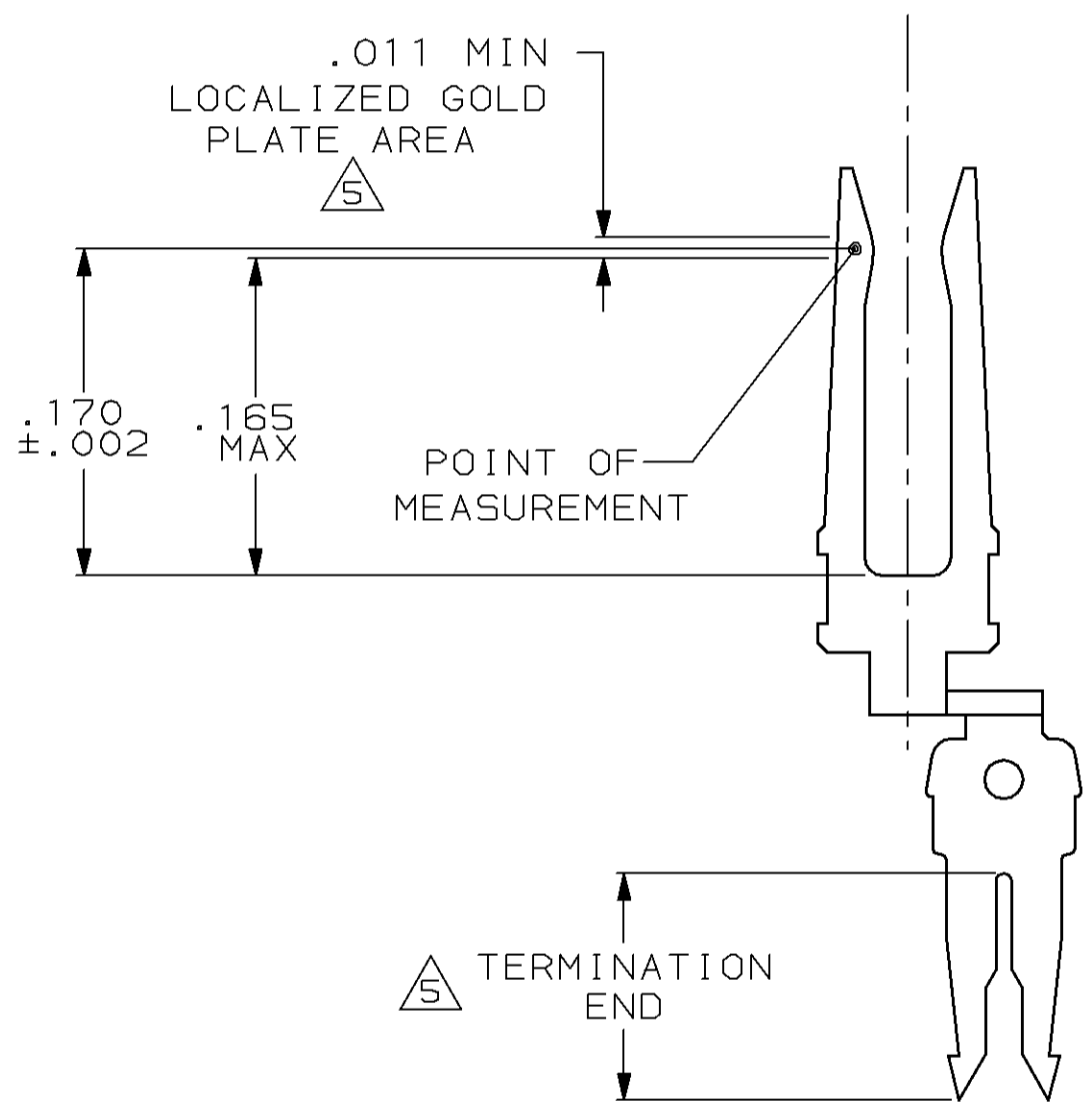
THIS DRAWING IS A CONTROLLED DOCUMENT FOR AMP INCORPORATED. IT IS SUBJECT TO CHANGE AND THE CONTROLLING ENGINEERING ORGANIZATION SHOULD BE CONTACTED FOR THE LATEST REVISION.

DIMENSIONS IN INCHES	TOLERANCES UNLESS OTHERWISE SPECIFIED: 0 PLC ± 1 PLC ± 2 PLC ± 3 PLC ±.005 4 PLC ± ANGLES ±2° FINISH $\triangle 4/\triangle 3$	DWN J. GERACE 09/15/83 CHK D. HOFFMAN 09/23/83 APVD T. LYZINSKI 09/29/83	AMP Incorporated Harrisburg, PA 17105-3608
MATERIAL $\triangle 3$	FINISH $\triangle 4/\triangle 3$	PRODUCT SPEC 108-40012 APPLICATION SPEC - WEIGHT -	RCPT ASSY, FRONT METAL SHELL, W/PREASSEMBLED COVER, LOW PROFILE HDF
CUSTOMER DRAWING		SCALE 4:1	DRAWING NO C=747303 SHEET 1 OF 2 REV D

747303

THIS DRAWING IS UNPUBLISHED. RELEASED FOR PUBLICATION  
 BY AMP INCORPORATED. ALL RIGHTS RESERVED.

LOC	DIST	REVISIONS			
P	LTR	DESCRIPTION	DATE	DWN	APVD
AR	34	D	SEE SHEET 1	-	-



CONTACT DETAIL  
 SCALE 10:1

747303

<small>THIS DRAWING IS A CONTROLLED DOCUMENT FOR AMP INCORPORATED. IT IS SUBJECT TO CHANGE AND THE CONTROLLING ENGINEERING ORGANIZATION SHOULD BE CONTACTED FOR THE LATEST REVISION.</small>		DWN M.EPLER 11/03/87 CHK W.G.LENKER 11/03/87 APVD W.G.LENKER 11/03/87	<b>AMP</b> AMP Incorporated Harrisburg, PA 17105-3608		
DIMENSIONS: INCHES 		TOLERANCES UNLESS OTHERWISE SPECIFIED: 0 PLC ±- 1 PLC ±- 2 PLC ±- 3 PLC ±.005 4 PLC ±- ANGLES ±2° FINISH	NAME RCPT ASSY, FRONT METAL SHELL, W/PREASSEMBLED COVER, LOW PROFILE HDF PRODUCT SPEC 108-40012 APPLICATION SPEC - WEIGHT -	SIZE A2 CAGE CODE 00779 DRAWING NO C=747303	SCALE 4:1 SHEET 2 OF 2 REV D
MATERIAL		CUSTOMER DRAWING			