

阅读申明

- 1.本站收集的数据手册和产品资料都来自互联网，版权归原作者所有。如读者和版权方有任何异议请及时告之，我们将妥善解决。
- 2.本站提供的中文数据手册是英文数据手册的中文翻译，其目的是协助用户阅读，该译文无法自动跟随原稿更新，同时也可能存在翻译上的不当。建议读者以英文原稿为参考以便获得更精准的信息。
- 3.本站提供的产品资料，来自厂商的技术支持或者使用者的心得体会等，其内容可能存在描述上的差异，建议读者做出适当判断。
- 4.如需与我们联系，请发邮件到marketing@iczoom.com，主题请标有“数据手册”字样。

Read Statement

1. The datasheets and other product information on the site are all from network reference or other public materials, and the copyright belongs to the original author and original published source. If readers and copyright owners have any objections, please contact us and we will deal with it in a timely manner.
2. The Chinese datasheets provided on the website is a Chinese translation of the English datasheets. Its purpose is for reader's learning exchange only and do not involve commercial purposes. The translation cannot be automatically updated with the original manuscript, and there may also be improper translations. Readers are advised to use the English manuscript as a reference for more accurate information.
3. All product information provided on the website refer to solutions from manufacturers' technical support or users the contents may have differences in description, and readers are advised to take the original article as the standard.
4. If you have any questions, please contact us at marketing@iczoom.com and mark the subject with "Datasheets" .

RJF « EZ »

Ethernet Connection System for Harsh Environment – Industrial Ethernet

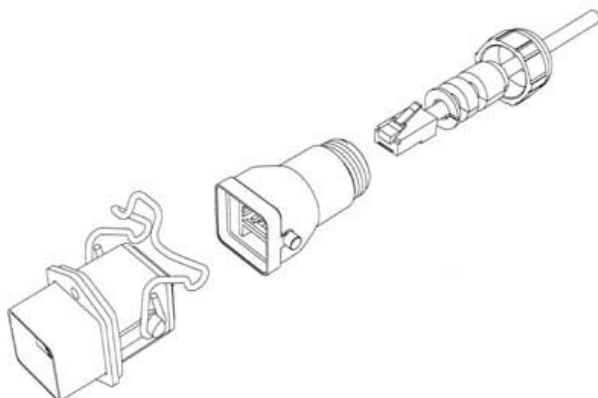
Description

RJ Field allows you to use an Ethernet Class D / Cat. 5e connection for 10 BaseT, 100 BaseTX or 1000 BaseT networks in harsh environments:

- Sealed against fluids and dusts (IP67)
- Shock, Vibration and Traction resistant
- No cabling operation in field and no tools required

With the patented RJStop® system you can use a **standard RJ45 cordset** in a protective composite plug which will protect it from shocks, dust and fluids.



No hazardous in-field cabling and grounding !



This RJF “EZ” plug is connected into a receptacle, using a **quick** user-friendly **Lever** coupling mechanism. On the receptacle, one female RJ45 is soldered onto a PCB allowing for the following back terminations :

- another female RJ45
- a RJ45 cordset
- a IDC modules

The RJ45 cordset shielding is transmitted to the RJ45 receptacle through lateral grounding fingers.



*Electronica 2004 :
RJFEZ awarded « Component
Product of the Year »*

Transform your RJ45
cordset into a **rectangular**
IP67 Connector !

Applications

- Telecom Equipments
- Video Control
- Robotics
- Industrial Process Control
- CNC Machines
- Special Machines
- Motion Control
- Tele-maintenance

DOC-000049-ANG-E Nov. 2004



Main Characteristics

Data Transmission

- 10 BaseT, 100 BaseTX and 1000 BaseT networks
Cat 5e per TIA/EIA 568B and ClassD per ISO/IEC 11801

Mechanical

- Quick lever coupling
- RJ45 cordset retention in the plug : 70 N in the axis
- Mating cycles : 500 min


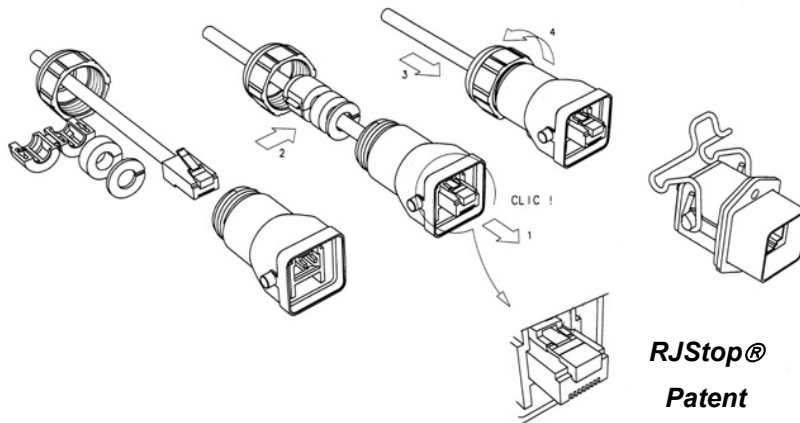
Environmental Protection

- Sealing : IP67
- Salt Spray > 1000 h
- Fire Retardant / Low Smoke : UL94 V0 and NFF 16102, DIN 5510-2
- Thermal Shock : 5 cycles at - 40°C / +100°C
- Operating Temperature : - 40°C / +85°C

Assembly Instructions

Universal : Can be used with all standard * RJ45 Cat.5e cordset brands

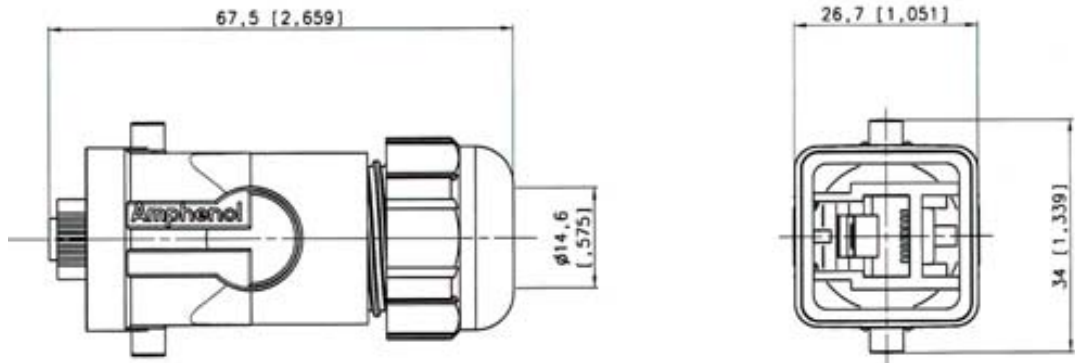
Easy and Safe : No field cabling tools required



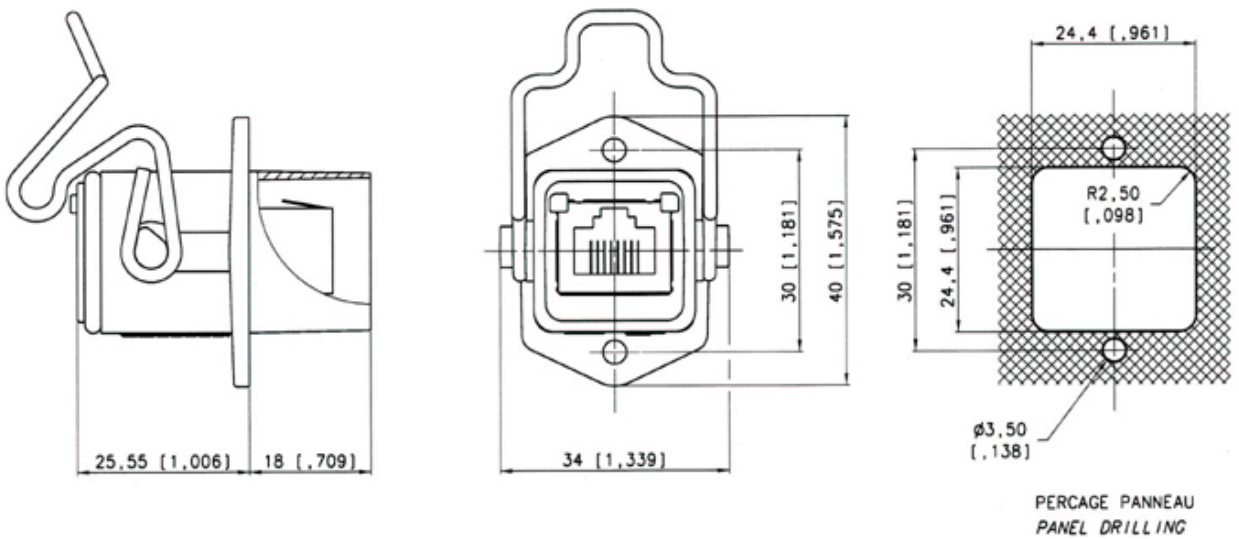
* The RJStop® system allows the use of standard RJ45 cordsets regardless their Brand. However, Amphenol Socapex can provide Cat5-5e cordset with reinforced jacket to be used in harsh environments (shocks, oils, fuel,...). Please consult factory.



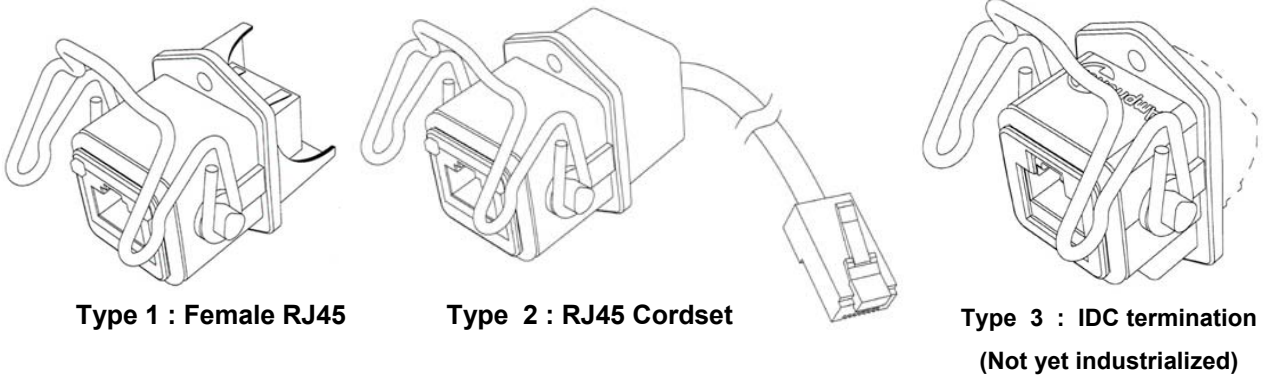
Plug Type 6 Shell with Plastic Gland



Receptacle Receptacle with 2 mounting holes



Back Terminations :



Type 1 : Female RJ45

Type 2 : RJ45 Cordset

Type 3 : IDC termination
(Not yet industrialized)

Notes : - Type 2 without RJ45 plug at the end of the cable are also available : consult factory

Part Number Code

HOW TO ORDER

Series	RJF EZ	2	2	03	100 BTX
RJField EZ - Lever					
Shell Type					
6 : Composite Lever Plug, Plastic Gland					
2 : Composite Square Flange Receptacle					
Back Terminations (For Receptacles only)					
1 : Female RJ45					
2 : RJ45 Cordset					
Cordset Length (For Receptacles with "2" Back Termination only)					
03 : 0.3 meters [11.81 inches]					
05 : 0.5 meters [19.68 inches]					
10 : 1 meter [39.37 inches]					
15 : 1.5 meters [59.05 inches]					
Cabling Configuration (For "2" Receptacles only)					
100BTX : 10/100 Base TX					
568A					
568B					

- Examples :
- Plug: RJF EZ 6
 - Receptacle, Female RJ45 Back termination: RJF EZ 21
 - Receptacle, 1,5m [59.05"] 100 BTX cordset termination: RJF EZ 22 15 100BTX

Accessories

- IP67 Dust Caps



For Plugs : **Not available**

For Receptacles : **RJF EZ BE**

- Panel Gasket (Thickness : 1 mm [.039]) : Part No. **RJF EZ JE**



- Cat5 – 5e cordsets with reinforced jacket to be used in harsh environments (shocks, oils, fuel,...). Please consult factory.