

## 阅读申明

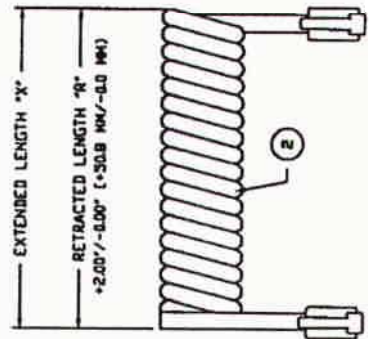
- 1.本站收集的数据手册和产品资料都来自互联网，版权归原作者所有。如读者和版权方有任何异议请及时告之，我们将妥善解决。
- 2.本站提供的中文数据手册是英文数据手册的中文翻译，其目的是协助用户阅读，该译文无法自动跟随原稿更新，同时也可能存在翻译上的不当。建议读者以英文原稿为参考以便获得更精准的信息。
- 3.本站提供的产品资料，来自厂商的技术支持或者使用者的心得体会等，其内容可能存在描述上的差异，建议读者做出适当判断。
- 4.如需与我们联系，请发邮件到marketing@iczoom.com，主题请标有“数据手册”字样。

## Read Statement

1. The datasheets and other product information on the site are all from network reference or other public materials, and the copyright belongs to the original author and original published source. If readers and copyright owners have any objections, please contact us and we will deal with it in a timely manner.
2. The Chinese datasheets provided on the website is a Chinese translation of the English datasheets. Its purpose is for reader's learning exchange only and do not involve commercial purposes. The translation cannot be automatically updated with the original manuscript, and there may also be improper translations. Readers are advised to use the English manuscript as a reference for more accurate information.
3. All product information provided on the website refer to solutions from manufacturers' technical support or users the contents may have differences in description, and readers are advised to take the original article as the standard.
4. If you have any questions, please contact us at marketing@iczoom.com and mark the subject with "Datasheets" .

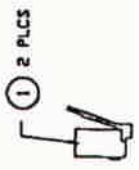
1 A B C D E F G H

THESE DRAWINGS AND SPECIFICATIONS ARE THE SOLE PROPERTY OF I/O INTERCONNECT INC. U.S.A. AND SHALL NOT BE REPRODUCED, COPIED, OR USED IN ANY MANNER WITHOUT THE WRITTEN PERMISSION OF I/O INTERCONNECT INC. OR ITS APPLICABLE SUBSIDIARIES.

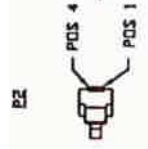
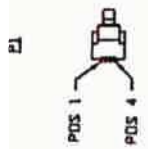


WIRE DIAGRAM

PL 1 BLACK 4  
 2 RED 3  
 3 GREEN 2  
 4 YELLOW 1



H1441-14C-ND  
 H1442-14C-ND  
 H1443-14C-ND



H1441-10C-ND  
 H1442-10C-ND  
 H1443-10C-ND  
 H1441-07C-ND  
 H1442-07C-ND  
 H1443-07C-ND  
 H1441-05C-ND  
 H1442-05C-ND  
 H1443-05C-ND

**CUSTOMER APPROVAL**  
 ENGR. SIGN *Matt Lammie*  
 DATE: 4-13-99

NOTES: UNLESS OTHERWISE SPECIFIED.

1. TEST CABLE FOR ALL OPENS & SHORTS.

2. PACKAGE CABLE ASSEMBLY INDIVIDUALLY IN PLASTIC BAG. PACKAGE INDIVIDUAL BAG PER LOT NUMBER QUANTITIES.

444-144-515-D	121-410-022	14.0 FT (4.3 M)	34.0 IN (863.6 MM)	WHITE
444-144-514-D	121-410-012	14.0 FT (4.3 M)	34.0 IN (863.6 MM)	BLACK
444-144-513-D	121-410-002	14.0 FT (4.3 M)	34.0 IN (863.6 MM)	SILVER SATIN
444-104-512-D	121-410-021	10.0 FT (3.0 M)	20.0 IN (508.0 MM)	WHITE
444-104-511-D	121-410-011	10.0 FT (3.0 M)	20.0 IN (508.0 MM)	BLACK
444-104-510-D	121-410-001	10.0 FT (3.0 M)	20.0 IN (508.0 MM)	SILVER SATIN
444-074-515-D	121-410-020	7.0 FT (2.1 M)	14.0 IN (355.4 MM)	WHITE
444-074-514-D	121-410-010	7.0 FT (2.1 M)	14.0 IN (355.4 MM)	BLACK
444-074-513-D	121-410-000	7.0 FT (2.1 M)	14.0 IN (355.4 MM)	SILVER SATIN
444-054-512-D	121-410-023	5.0 FT (1.5 M)	10.0 IN (254.0 MM)	WHITE
444-054-511-D	121-410-013	5.0 FT (1.5 M)	10.0 IN (254.0 MM)	BLACK
444-054-510-D	121-410-003	5.0 FT (1.5 M)	10.0 IN (254.0 MM)	SILVER SATIN

TABULATION BLOCK

THIRD ANGLE PROJECTION



I/O INTERCONNECT

SANTA ANA, CALIFORNIA

MODULAR COIL CABLE, 26 AWG (7/34) BARE COPPER, 4 CONDUCTOR, UNSHIELDED, PVC JACKET, (SEE TABULATION BLOCK FOR COLOR).

CONNECTOR, MODULAR PLUG, 4 POSITION, 4 CONDUCTOR, 50.4" A, FLAT TYPE EXIT.

DESCRIPTION

CABLE ASSEMBLY PARTS LIST

ITEM	QTY	MFG.	IDI PART NO.	DESCRIPTION
2		SEE "TABULATION BLOCK"		
1	2 PCS	IDI	305-441-50X	
			IDI PART NO.	

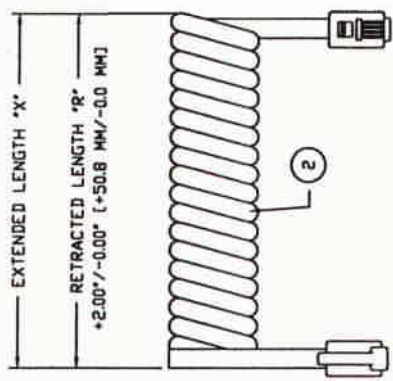
DWG. NO.	REV.	ZONE	DESCRIPTION	DATE	APPROVED
444-51X-D	X1		CUSTOMER APPROVAL	02/26/99	E.V.
	X2		ADD RETRACTED LENGTH	02/29/99	E.V.

REV.	DATE	BY	CHKD.	APP'D.
1				
2				

A B C D E F G H

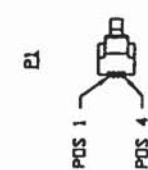
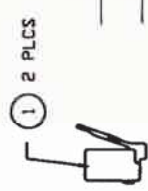
THESE DRAWINGS AND SPECIFICATIONS ARE THE SOLE PROPERTY OF I/O INTERCONNECT INC., U.S.A. AND SHALL NOT BE REPRODUCED, COPIED, OR USED IN ANY MANNER WITHOUT THE PRIOR WRITTEN CONSENT OF I/O INTERCONNECT INC. OR ITS AFFILIATED SUBSIDIARIES.

DWG. NO.	ZONE REV.	DESCRIPTION	DATE	APPROVED
XX4-50X-D	X1	CUSTOMER APPROVAL	03/25/99	E.V.
	X2	ADD RETRACTED LENGTH	03/29/99	E.V.



WIRE DIAGRAM

P1	1	BLACK	P2
	2	RED	1
	3	GREEN	2
	4	YELLOW	3
			4



H2441-14C

H2442-14C

H2443-14C

H2441-10C

H2442-10C

H2443-10C

H2441-07C

H2442-07C

H2443-07C

H2441-05C

H2442-05C

H2443-05C

**CUSTOMER APPROVAL**  
**ENGR. SIGN** *Mathy Arreaga*  
**DATE:** 4-13-99

- NOTES: UNLESS OTHERWISE SPECIFIED.
- TEST CABLE FOR ALL OPENS & SHORTS.
  - PACKAGE CABLE ASSEMBLY INDIVIDUALLY IN PLASTIC BAG. PACKAGE INDIVIDUAL BAG PER LOT NUMBER QUANTITIES.

444-144-505-D	121-410-022	14.0 FT (4.3 M)	34.0 IN (863.6 MM)	WHITE
444-144-504-D	121-410-012	14.0 FT (4.3 M)	34.0 IN (863.6 MM)	BLACK
444-144-503-D	121-410-002	14.0 FT (4.3 M)	34.0 IN (863.6 MM)	SILVER SATIN
444-104-502-D	121-410-021	10.0 FT (3.0 M)	30.0 IN (762.0 MM)	WHITE
444-104-501-D	121-410-011	10.0 FT (3.0 M)	30.0 IN (762.0 MM)	BLACK
444-104-500-D	121-410-001	10.0 FT (3.0 M)	30.0 IN (762.0 MM)	SILVER SATIN
444-074-505-D	121-410-020	7.0 FT (2.1 M)	21.0 IN (533.4 MM)	WHITE
444-074-504-D	121-410-010	7.0 FT (2.1 M)	21.0 IN (533.4 MM)	BLACK
444-074-503-D	121-410-000	7.0 FT (2.1 M)	21.0 IN (533.4 MM)	SILVER SATIN
444-054-502-D	121-410-023	5.0 FT (1.5 M)	17.0 IN (431.8 MM)	WHITE
444-054-501-D	121-410-013	5.0 FT (1.5 M)	17.0 IN (431.8 MM)	BLACK
444-054-500-D	121-410-003	5.0 FT (1.5 M)	17.0 IN (431.8 MM)	SILVER SATIN
IDI PART NUMBER	IDI CABLE PART NUMBER	EXTENDED LENGTH "X"	RETRACTED LENGTH "R"	COLOR

TABULATION BLOCK

<p>THIRD ANGLE PROJECTION</p>		<p>UNLESS OTHERWISE NOTED:          1) DIMENSIONS ARE IN INCHES (MILLIMETER)          2) TOLERANCES:          XXX ± 0.25 (6.35)</p>	
<p>SEE "X" FT</p>		<p>SEE "R"</p>	
<p>2 PCS</p>		<p>2 PCS</p>	
<p>MODULAR COIL CABLE, 26 AWG (7/34) BARE COPPER, 4 CONDUCTOR, UNSHIELDED, PVC JACKET, (SEE TABULATION BLOCK FOR COLOR).</p>		<p>MODULAR COIL CABLE, 26 AWG (7/34) BARE COPPER, 4 CONDUCTOR, UNSHIELDED, PVC JACKET, (SEE TABULATION BLOCK FOR COLOR).</p>	
<p>CONNECTOR, MODULAR PLUG, 4 POSITION, 4 CONDUCTOR, 50u" AU, FLAT TYPE EXIT.</p>		<p>CONNECTOR, MODULAR PLUG, 4 POSITION, 4 CONDUCTOR, 50u" AU, FLAT TYPE EXIT.</p>	
<p>DESCRIPTION</p>		<p>DESCRIPTION</p>	
<p>CABLE ASSEMBLY PARTS LIST</p>		<p>CABLE ASSEMBLY PARTS LIST</p>	
<p>ITEM QTY MFG. IDI PART NO.</p>		<p>ITEM QTY MFG. IDI PART NO.</p>	
<p>SCALE NONE</p>		<p>SCALE NONE</p>	
<p>SHEET 1 OF 1</p>		<p>SHEET 1 OF 1</p>	



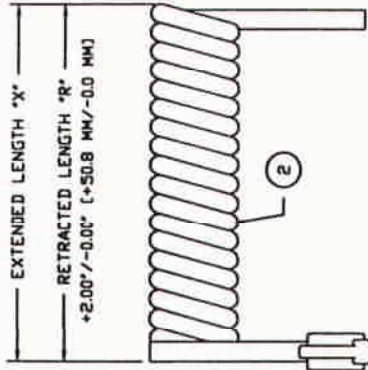


A B C D E F G H

THESE DRAWINGS AND SPECIFICATIONS ARE THE SOLE PROPERTY OF I/O INTERCONNECT INC. NO REPRODUCTION OR USE IN ANY MANNER WITHOUT THE WRITTEN CONSENT OF I/O INTERCONNECT INC OR ITS AFFILIATED SUBSIDIARIES.

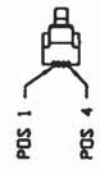
DWG. NO.	ZDNE	REV.	DESCRIPTION	DATE	APPROVED
XX4-52X-D		X1	CUSTOMER APPROVAL	03/26/99	E.V.
		X2	ADD RETRACTED LENGTH	03/29/99	E.V.

WIRE DIAGRAM  
 OPEN END  
 1 BLACK  
 2 RED  
 3 GREEN  
 4 YELLOW



OPEN END

PI



444-144-525-D	121-410-022	14.0 FT (4.3 M)	34.0 IN (8636 MM)	WHITE
H3441-14C-ND				
444-144-524-D	121-410-012	14.0 FT (4.3 M)	34.0 IN (8636 MM)	BLACK
H3442-14C-ND				
444-144-523-D	121-410-002	14.0 FT (4.3 M)	34.0 IN (8636 MM)	SILVER SATIN
H3443-14C-ND				
444-104-522-D	121-410-021	10.0 FT (3.0 M)	30.0 IN (7620 MM)	WHITE
H3441-10C-ND				
444-104-521-D	121-410-011	10.0 FT (3.0 M)	30.0 IN (7620 MM)	BLACK
H3442-10C-ND				
444-104-520-D	121-410-001	10.0 FT (3.0 M)	30.0 IN (7620 MM)	SILVER SATIN
H3443-10C-ND				
444-074-525-D	121-410-020	7.0 FT (2.1 M)	21.0 IN (5334 MM)	WHITE
H3441-07C-ND				
444-074-524-D	121-410-010	7.0 FT (2.1 M)	21.0 IN (5334 MM)	BLACK
H3442-07C-ND				
444-074-523-D	121-410-000	7.0 FT (2.1 M)	21.0 IN (5334 MM)	SILVER SATIN
H3443-07C				
444-054-522-D	121-410-023	5.0 FT (1.5 M)	17.0 IN (431.8 MM)	WHITE
H3441-05C-ND				
444-054-521-D	121-410-013	5.0 FT (1.5 M)	17.0 IN (431.8 MM)	BLACK
H3442-05C-ND				
444-054-520-D	121-410-003	5.0 FT (1.5 M)	17.0 IN (431.8 MM)	SILVER SATIN
H3443-05C-ND				
IDI PART NUMBER	IDI CABLE PART NUMBER	EXTENDED LENGTH "X"	RETRACTED LENGTH "R"	COLOR

CUSTOMER APPROVAL  
 ENGR. SIGN *Matt Lerner*  
 DATE: 4-13-99

- NOTES: UNLESS OTHERWISE SPECIFIED.
- TEST CABLE FOR ALL OPENS & SHORTS.
  - PACKAGE CABLE ASSEMBLY INDIVIDUALLY IN PLASTIC BAG. PACKAGE INDIVIDUAL BAG PER LOT NUMBER QUANTITIES.

TABULATION BLOCK

THIRD ANGLE PROJECTION

UNLESS OTHERWISE NOTED:  
 1) DIMENSIONS ARE IN INCHES (MILLIMETER)  
 2) TOLERANCES:  
 .XXX ± 0.25 (6.35)

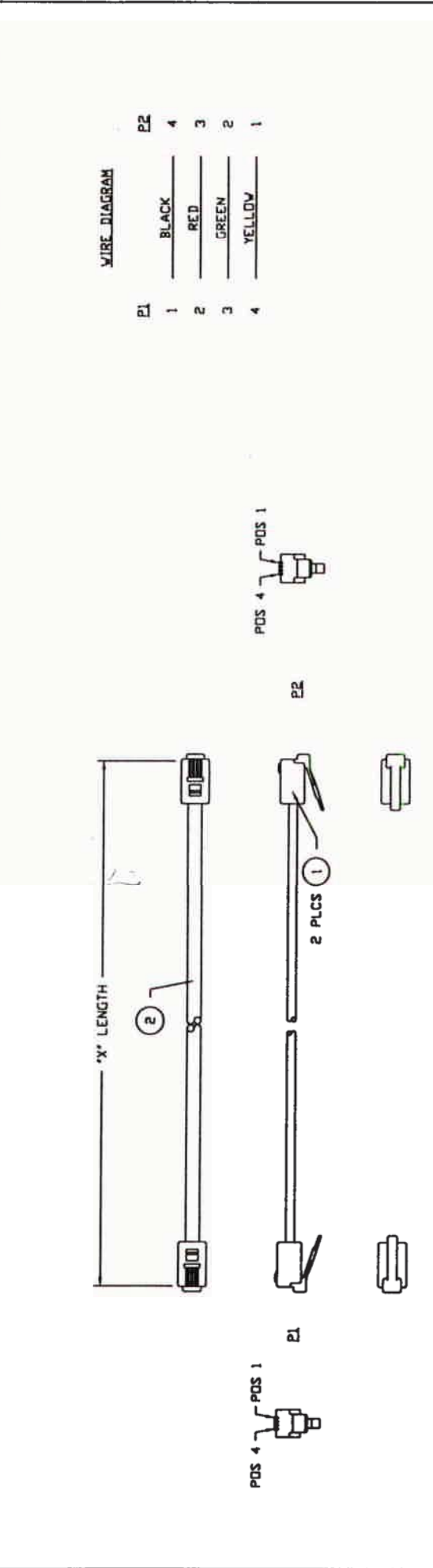
TITLE: I/O INTERCONNECT  
 SANTA ANA, CALIFORNIA

4PAC COIL CABLE TO OPEN END, CABLE ASSEMBLY  
 PART NO: 444-XX4-52X-D  
 DWG NO: 444-XX4-52X-D  
 CUSTOMER: DIGI KEY  
 SCALE: NONE  
 SHEET 1 OF 1

ITEM	QTY	PC	IDI	MFG.	IDI PART NO.	DESCRIPTION
2	1	PC	IDI			MODULAR COIL CABLE, 26 AWG (7/34) BARE COPPER, 4 CONDUCTOR, UNSHIELDED, PVC JACKET, (SEE TABULATION BLOCK FOR COLOR).
1	1	PC	IDI			CONNECTOR, MODULAR PLUG, 4 POSITION, 4 CONDUCTOR, 50u" Au, FLAT TYPE EXIT.

CABLE ASSEMBLY PARTS LIST

A	B	C	D	E	F	G	H
THESE DRAWINGS AND SPECIFICATIONS ARE THE SOLE PROPERTY OF I/O INTERCONNECT INC. U.S.A. AND SHALL NOT BE REPRODUCED, COPIED, OR USED IN ANY MANNER WITHOUT THE PRIOR WRITTEN CONSENT OF I/O INTERCONNECT INC. OR ITS AFFILIATED SUBSIDIARIES.		DWG. NO. XX4-512-D	ZONE X1	REV. X1	DESCRIPTION CUSTOMER APPROVAL	DATE 03/24/99	APPROVED E.V.



**CUSTOMER APPROVAL**  
**ENGR. SIGN:** *Math Larmer*  
**DATE:** 4-12-99

- NOTES: UNLESS OTHERWISE SPECIFIED.
- CABLE TO BE BUNDLED AND TWIST TIED.
  - TEST CABLE FOR ALL OPENS & SHORTS.
  - PACKAGE CABLE ASSEMBLY INDIVIDUALLY IN PLASTIC BAG. PACKAGE INDIVIDUAL BAG PER LOT NUMBER QUANTITIES.

444-254-512-D	25.0 FT ± 4.0 IN 762 M ± 101.6 MM
444-144-512-D	14.0 FT ± 3.0 IN 427 M ± 76.2 MM
444-074-512-D	7.0 FT ± 2.0 IN 213 M ± 50.8 MM
PART NUMBER I/O INTERCONNECT LENGTH 'X'	

**I/O INTERCONNECT**  
 SANTA ANA, CALIFORNIA

THIRD ANGLE PROJECTION

UNLESS OTHERWISE NOTED DIMENSIONS ARE IN INCHES (MILLIMETER)

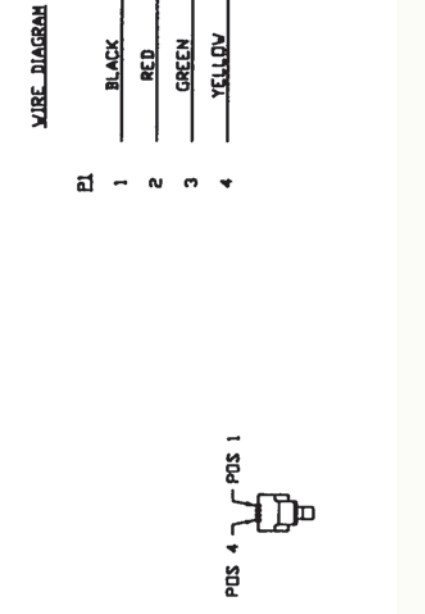
TOLERANCES:  
 XXX ± 0.25 (6.35)

IN IN	CONFORM TO	REWORK
NO.	TITLE 4P4C MODULAR, STANDARD STYLE, WHITE, CABLE ASSEMBLY	
DATE	PART NO.	444-XX4-512-D
REV.	DRAWING NO.	444-XX4-512-D
BY	CUSTOMER	DIGI KEY
CHK	SCALE	NONE
X1	SHEET	1 OF 1

ITEM	QTY	MFG.	IOI PART NO.	DESCRIPTION
2	"X"	IOI	120-410-020	MODULAR CABLE, 26 AVG (7/34) BARE COPPER, 4 CONDUCTOR, UNSHIELDED, WHITE PVC.
1	2 PCS	IOI	325-441-50X	CONNECTOR, MODULAR PLUG, 4 POSITION, 4 CONDUCTOR, 50U' AU, FLAT TYPE EXIT.

**CABLE ASSEMBLY PARTS LIST**

A	B	C	D	E	F	G	H	
THESE DRAWINGS AND SPECIFICATIONS ARE THE SOLE PROPERTY OF I/O INTERCONNECT INC., U.S.A. AND SHALL NOT BE REPRODUCED, COPIED, OR LOANED IN ANY MANNER WITHOUT THE PRIOR WRITTEN CONSENT OF I/O INTERCONNECT INC. OR ITS AFFILIATED SUBSIDIARIES.		DWG. NO. XX4-511-D		ZONE	REV. X1	DESCRIPTION CUSTOMER APPROVAL	DATE 03/24/99	APPROVED E.V.



**CUSTOMER APPROVAL**  
**ENGR. SIGN** *Flatt Janice*  
**DATE:** 4-12-99

- NOTES: UNLESS OTHERWISE SPECIFIED.
- CABLE TO BE BUNDLED AND TWIST TIED.
  - TEST CABLE FOR ALL OPENS & SHORTS.
  - PACKAGE CABLE ASSEMBLY INDIVIDUALLY IN PLASTIC BAG. PACKAGE INDIVIDUAL BAG PER LOT NUMBER QUANTITIES.

2	*X'	IDI	120-410-010	MODULAR CABLE, 26 AVG (7/34) BARE COPPER, 4 CONDUCTOR, UNSHIELDED, BLACK PVC.
1	2 PCS	IDI	32S-441-50X	CONNECTOR, MODULAR PLUG, 4 POSITION, 4 CONDUCTOR, 50U' AU, FLAT TYPE EXIT.
ITEM	QTY	MFG.	IDI PART NO.	DESCRIPTION
<b>CABLE ASSEMBLY PARTS LIST</b>				

H1442-14-ND  
 H1442-14-ND  
 H1442-07-ND

**THIRD ANGLE PROJECTION**

UNLESS OTHERWISE NOTED:  
 1) DIMENSIONS ARE IN INCHES (EXCEPT WHERE SHOWN OTHERWISE)  
 2) TOLERANCES (DIMETER)  
 XXX ± 0.25 (6.35)

444-254-511-D	25.0 FT ± 4.0 IN 7.62 M ± 101.5 MM
444-144-511-D	14.0 FT ± 3.0 IN 4.27 M ± 76.2 MM
444-074-511-D	7.0 FT ± 2.0 IN 2.13 M ± 50.8 MM
PART NUMBER I/O INTERCONNECT	LENGTH *X'

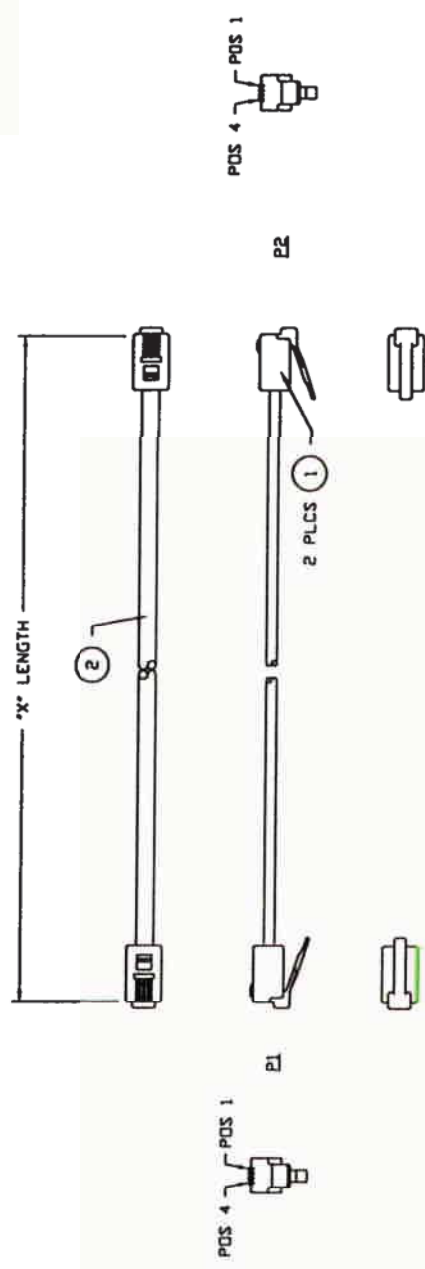
**I/O INTERCONNECT**  
 SANTA ANA, CALIFORNIA

REV.	DATE	BY	CHK
X1	03/24/99		



A	B	C	D	E	F	G	H
DVG. NO. XX4-510-D		ZONE	REV. X1	DESCRIPTION	CUSTOMER APPROVAL	DATE	APPROVED E.V.

THESE DRAWINGS AND SPECIFICATIONS ARE THE SOLE PROPERTY OF I/O INTERCONNECT INC., U.S.A. AND SHALL NOT BE REPRODUCED, COPIED, OR USED IN ANY MANNER WITHOUT THE PRIOR WRITTEN CONSENT OF I/O INTERCONNECT INC. OR ITS AFFILIATED SUBSIDIARIES.



**WIRE DIAGRAM**

P1	1	BLACK	P2	4
	2	RED		3
	3	GREEN		2
	4	YELLOW		1

**CUSTOMER APPROVAL**  
**ENGR. SIGN** *Matt Ferris*  
**DATE:** 4-12-99

- NOTES: UNLESS OTHERWISE SPECIFIED.
1. CABLE TO BE BUNDLED AND TWIST TIED.
  2. TEST CABLE FOR ALL OPENS & SHORTS.
  3. PACKAGE CABLE ASSEMBLY INDIVIDUALLY IN PLASTIC BAG. PACKAGE INDIVIDUAL BAG PER LOT NUMBER QUANTITIES.

444-254-510-D	25.0 FT ± 4.0 IN 7.62 M ± 101.6 MM
444-144-510-D	14.0 FT ± 3.0 IN 4.27 M ± 76.2 MM
444-074-510-D	7.0 FT ± 2.0 IN 2.13 M ± 50.8 MM
PART NUMBER	LENGTH "X"

**I/O INTERCONNECT**  
 SANTA ANA, CALIFORNIA

THIRD ANGLE PROJECTION

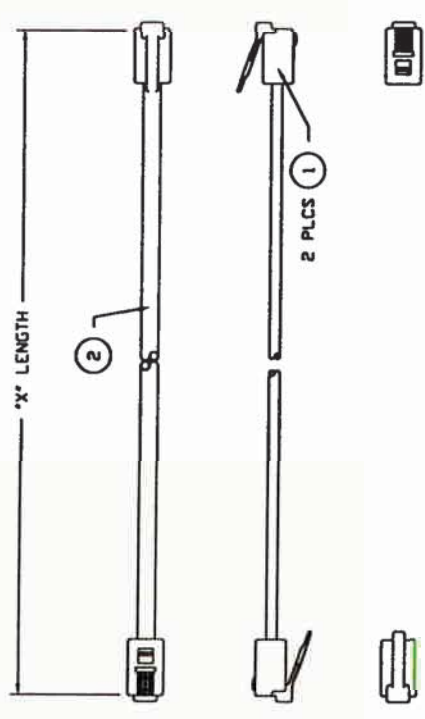
UNLESS OTHERWISE NOTED:  
 1) DIMENSIONS ARE IN INCHES (MILLIMETER)  
 2) TOLERANCES:  
 XXX ± 0.25 (6-35)

ITEM	QTY	MFG.	IOI PART NO.	DESCRIPTION
2	*X	IOI	120-410-000	MODULAR CABLE, 26 AVG (7/34) BARE COPPER, 4 CONDUCTOR, UNSHIELDED, SILVER SATIN PVC.
1	2 PCS	IOI	325-441-50X	CONNECTOR, MODULAR PLUG, 4 POSITION, 4 CONDUCTOR, 50u" AU, FLAT TYPE EXIT.

**CABLE ASSEMBLY PARTS LIST**

SCALE:	NONE	SHEET	1	OF	1
--------	------	-------	---	----	---

A	B	C	D	E	F	G	H
THESE DRAWINGS AND SPECIFICATIONS ARE THE SOLE PROPERTY OF I/O INTERCONNECT INC., U.S.A. AND SHALL NOT BE REPRODUCED, COPIED, OR USED IN ANY MANNER WITHOUT THE PRIOR WRITTEN CONSENT OF I/O INTERCONNECT INC. OR ITS AFFILIATED SUBSIDIARIES.		DWG. NO. XX4-502-D	ZONE 	REV. XI	DESCRIPTION CUSTOMER APPROVAL	DATE 03/22/99	APPROVED E.V.



WIRE DIAGRAM

PL	BLACK	PR
1	_____	1
2	_____	2
3	_____	3
4	_____	4

**CUSTOMER APPROVAL**  
 ENGR. SIGN *Y. Matt y. James*  
 DATE: 4-12-99

- NOTES: UNLESS OTHERWISE SPECIFIED.
1. CABLE TO BE BUNDLED AND TWIST TIED.
  2. TEST CABLE FOR OPENS & SHORTS.
  3. PACKAGE CABLE ASSEMBLY INDIVIDUALLY IN PLASTIC BAG. PACKAGE INDIVIDUAL BAG PER LOT NUMBER QUANTITIES.

444-254-502-D	25.0 FT ± 4.0 IN 7.62 M ± 101.6 MM
444-144-502-D	14.0 FT ± 3.0 IN 4.27 M ± 76.2 MM
444-074-502-D	7.0 FT ± 2.0 IN 2.13 M ± 50.8 MM
PART NUMBER	LENGTH "X"
I/O INTERCONNECT	

THIRD ANGLE PROJECTION

UNLESS OTHERWISE NOTED  
 1) DIMENSIONS ARE IN INCHES (MILLIMETER)  
 2) TOLERANCES:  
 XXX ± 0.25 (6.35)

I/O INTERCONNECT  
 SANTA ANA, CALIFORNIA

4P4C MODULAR, REVERT STYLE,  
 WHITE, CABLE ASSEMBLY

PART NO. 444-XX4-502-D  
 DWG NO. 444-XX4-502-D  
 CUSTOMER DIGI KEY  
 REV. XI

2	"X"	IOI	120-410-020	MODULAR CABLE, 26 AWG (7/34) BARE COPPER, 4 CONDUCTOR, UNSHIELDED, WHITE PVC.
1	2 PCS	IOI	325-441-50X	CONNECTOR, MODULAR PLUG, 4 POSITION, 4 CONDUCTOR, 50u" Au, FLAT TYPE EXIT.
ITEM	QTY	MFG.	IOI PART NO.	DESCRIPTION

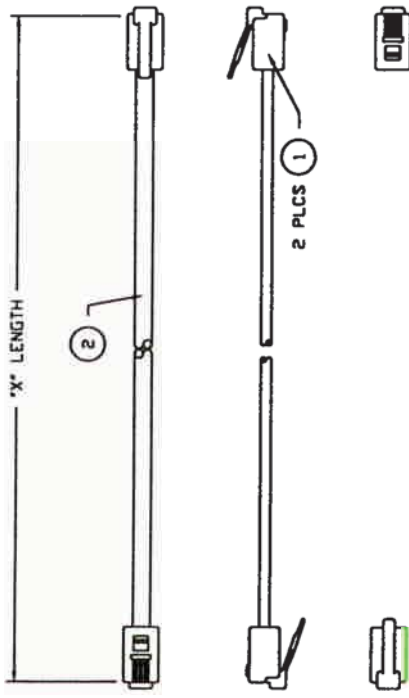
CABLE ASSEMBLY PARTS LIST

SCALE	NONE
SHEET	1 OF 1



THESE DRAWINGS AND SPECIFICATIONS ARE THE SOLE PROPERTY OF I/O INTERCONNECT INC. NO PART OF THIS DRAWING OR SPECIFICATION IS TO BE REPRODUCED OR COPIED IN ANY MANNER WITHOUT THE WRITTEN CONSENT OF I/O INTERCONNECT INC. OR ITS AFFILIATED SUBSIDIARIES.

DWG. NO.	ZONE	REV.	DESCRIPTION	DATE	APPROVED
XX4-501-D		XI	CUSTOMER APPROVAL	03/24/99	E.V.



WIRE DIAGRAM

P1	1	BLACK	P2
	2	RED	1
	3	GREEN	2
	4	YELLOW	3
			4

**CUSTOMER APPROVAL**  
 ENGR. SIGN Matt James  
 DATE: 4-12-99

- NOTES: UNLESS OTHERWISE SPECIFIED.
1. CABLE TO BE BUNDLED AND TWIST TIED.
  2. TEST CABLE FOR ALL OPENS & SHORTS.
  3. PACKAGE CABLE ASSEMBLY INDIVIDUALLY IN PLASTIC BAG. PACKAGE INDIVIDUAL BAG PER LOT NUMBER QUANTITIES.

444-254-501-D	250 FT ± 4.0 IN 7.62 M ± 101.6 MM
444-144-501-D	14.0 FT ± 3.0 IN 4.27 M ± 76.2 MM
444-074-501-D	7.0 FT ± 2.0 IN 2.13 M ± 50.8 MM
PART NUMBER	LENGTH "X"

THIRD ANGLE PROJECTION

UNLESS OTHERWISE NOTED, DIMENSIONS ARE IN INCHES (MILLIMETER) TOLERANCES: .XXX ± 0.25 (6.35)

**I/O INTERCONNECT**  
 SANTA ANA, CALIFORNIA

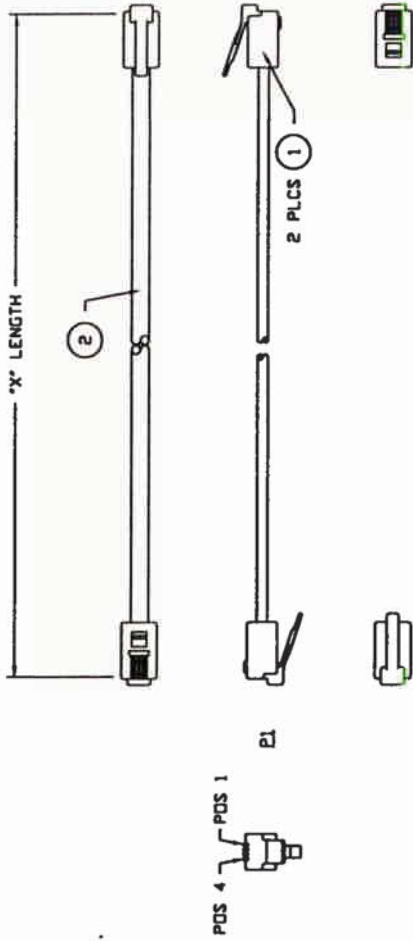
TITLE	4P4C MODULAR, REVERT STYLE, BLACK, CABLE ASSEMBLY
PART NO.	444-XX4-501-D
DWG. NO.	444-XX4-501-D
CUSTOMER	DIGI KEY
REV.	XI
SCALE	NONE
SHEET	1 OF 1

ITEM	QTY	MFG.	IDT PART NDL	DESCRIPTION
2	"X"	IOI	120-410-010	MODULAR CABLE, 26 AVG (7/34) BARE COPPER, 4 CONDUCTOR, UNSHIELDED, BLACK PVC.
1	2 PCS	IOI	325-441-50X	CONNECTOR, MODULAR PLUG, 4 POSITION, 4 CONDUCTOR, 50u" Au, FLAT TYPE EXIT.

**CABLE ASSEMBLY PARTS LIST**

A	B	C	D	E	F	G	H
FIG. NO.	ZONE	REV.	DESCRIPTION	DATE	APPROVED		
XX4-500-D	XI	XI	CUSTOMER APPROVAL	03/24/99	E.V.		

THESE DRAWINGS AND SPECIFICATIONS ARE THE SOLE PROPERTY OF I/O INTERCONNECT INC., U.S.A. AND SHALL NOT BE REPRODUCED, COPIED, OR USED IN ANY MANNER WITHOUT THE PRIOR WRITTEN CONSENT OF I/O INTERCONNECT INC. OR ITS AFFILIATED SUBSIDIARIES.



WIRE DIAGRAM

P1	1	BLACK	P2	1
	2	RED		2
	3	GREEN		3
	4	YELLOW		4

**CUSTOMER APPROVAL**  
**ENGR. SIGN** *Math Lamer*  
**DATE:** 4-12-99

444-254-500-D	25.0 FT ± 4.0 IN 7.62 M ± 101.6 MM
444-144-500-D	14.0 FT ± 3.0 IN 4.27 M ± 76.2 MM
444-074-500-D	7.0 FT ± 2.0 IN 2.13 M ± 50.8 MM
PART NUMBER	LENGTH "X"
I/O INTERCONNECT	

H2443-25-ND  
H2443-14-ND  
H2443-07-ND

I/O INTERCONNECT	
SANTA ANA, CALIFORNIA	
IN IN	TITLE
120-410-000	4P4C MODULAR, REVERT STYLE,
325-441-50X	SILVER SATIN, CABLE ASSEMBLY
101	PART NO.
101	444-XX4-500-D
MFG.	BAG NO.
101	444-XX4-500-D
DESCRIPTION	DIGI KEY
MODULAR CABLE, 26 AWG (7/34) BARE COPPER, 4 CONDUCTOR, UNSHIELDED, SILVER SATIN PVC.	REV. X1
CONNECTOR, MODULAR PLUG, 4 POSITION, 4 CONDUCTOR, 50U" Au, FLAT TYPE EXIT.	SHEET 1 OF 1

- NOTES: UNLESS OTHERWISE SPECIFIED.
- CABLE TO BE BUNDLED AND TWIST TIED.
  - TEST CABLE FOR ALL OPENS & SHORTS.
  - PACKAGE CABLE ASSEMBLY INDIVIDUALLY IN PLASTIC BAG. PACKAGE INDIVIDUAL BAG PER LOT NUMBER QUANTITIES.



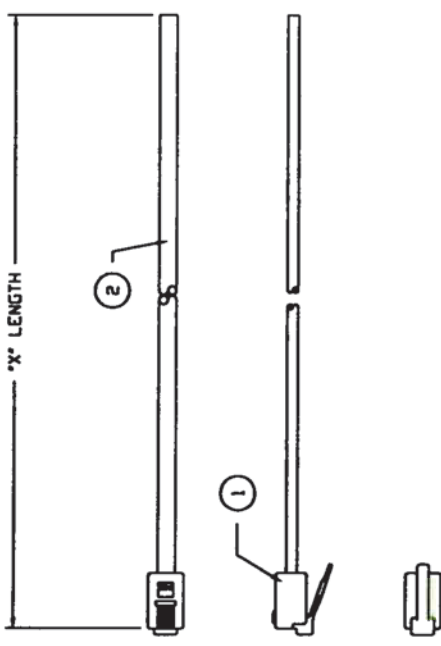
UNLESS OTHERWISE NOTED DIMENSIONS ARE IN INCHES (MILLIMETER) TOLERANCES:  
XXX ± 0.25 (6.35)

ITEM	QTY	MFG.	IOI PART NO.	DESCRIPTION
2	"X"	IOI	120-410-000	MODULAR CABLE, 26 AWG (7/34) BARE COPPER, 4 CONDUCTOR, UNSHIELDED, SILVER SATIN PVC.
1	2 PCS	IOI	325-441-50X	CONNECTOR, MODULAR PLUG, 4 POSITION, 4 CONDUCTOR, 50U" Au, FLAT TYPE EXIT.

**CABLE ASSEMBLY PARTS LIST**

THESE DRAWINGS AND SPECIFICATIONS ARE THE SOLE PROPERTY OF I/O INTERCONNECT INC., U.S.A. AND SHALL NOT BE REPRODUCED, COPIED, OR USED IN ANY MANNER WITHOUT THE PRIOR WRITTEN CONSENT OF I/O INTERCONNECT INC. OR ITS AFFILIATED SUBSIDIARIES.

DWG. NO. XX4-522-D	ZONE X1	REV. X1	DESCRIPTION CUSTOMER APPROVAL	DATE 03/24/99	APPROVED E.V.
-----------------------	------------	------------	----------------------------------	------------------	------------------



CUSTOMER APPROVAL  
ENGR. SIGN *Y. Math...*  
DATE: 4-12-99

444-254-522-D	25.0 FT ± 4.0 IN 762 M ± 101.6 MM
444-144-522-D	14.0 FT ± 3.0 IN 427 M ± 76.2 MM
444-074-522-D	7.0 FT ± 2.0 IN 213 M ± 50.8 MM
PART NUMBER I/O INTERCONNECT	LENGTH *X*

H3441-25-ND  
H3441-14-ND  
H3441-07-ND

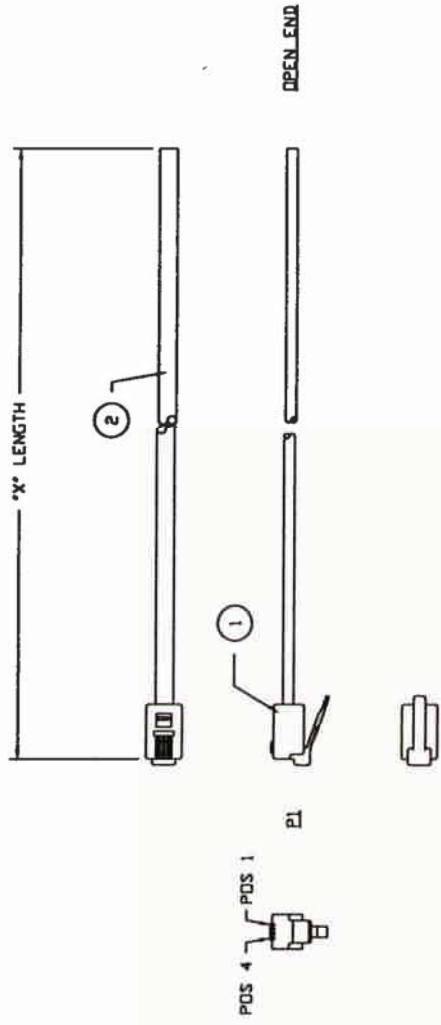
- NOTES: UNLESS OTHERWISE SPECIFIED.
- CABLE TO BE BUNDLED AND TWIST TIED.
  - TEST CABLE FOR ALL OPENS & SHORTS.
  - PACKAGE CABLE ASSEMBLY INDIVIDUALLY IN PLASTIC BAG. PACKAGE INDIVIDUAL BAG PER LOT NUMBER QUANTITIES.

<p>THIRD ANGLE PROJECTION</p>		<p>UNLESS OTHERWISE NOTED 1) DIMENSIONS ARE IN INCHES (MILLIMETER) 2) TOLERANCES: X.XX ± 0.25 (6.35)</p>	
<p>I/O INTERCONNECT SANTA ANA, CALIFORNIA</p>		<p>4P4C MODULAR TO OPEN END, WHITE, CABLE ASSEMBLY</p>	
ITEM	QTY	DESCRIPTION	REV.
2	1	MODULAR CABLE, 26 AVG (7/34) BARE COPPER, 4 CONDUCTOR, UNSHIELDED, WHITE PVC.	XI
1	1	CONNECTOR, MODULAR PLUG, 4 POSITION, 4 CONDUCTOR, 50u" AU, FLAT TYPE EXIT.	XI
CABLE ASSEMBLY PARTS LIST			



A	B	C	D	E	F	G	H
DWG. NO. XX4-S21-D		ZONE	REV. X1	DESCRIPTION CUSTOMER APPROVAL	DATE 03/24/99	APPROVED E.V.	

THESE DRAWINGS AND SPECIFICATIONS ARE THE SOLE PROPERTY OF I/O INTERCONNECT INC., U.S.A. AND SHALL NOT BE REPRODUCED, COPIED, OR USED IN ANY MANNER WITHOUT THE PRIOR WRITTEN CONSENT OF I/O INTERCONNECT INC. OR ITS AFFILIATED SUBSIDIARIES.



**WIRE DIAGRAM**

PL	OPEN END
1	BLACK
2	RED
3	GREEN
4	YELLOW

**CUSTOMER APPROVAL**  
 ENGR. SIGN Matt Farmer  
 DATE: 4-12-99

H3442-25-ND  
 H3442-14-ND  
 H3442-07-ND

- NOTES: UNLESS OTHERWISE SPECIFIED.
1. CABLE TO BE BUNDLED AND TWIST TIED.
  2. TEST CABLE FOR ALL OPENS & SHORTS.
  3. PACKAGE CABLE ASSEMBLY INDIVIDUALLY IN PLASTIC BAG. PACKAGE INDIVIDUAL BAG PER LOT NUMBER QUANTITIES.

444-294-S21-D	25.0 FT ± 4.0 IN 7.62 M ± 101.6 MM
444-144-S21-D	14.0 FT ± 3.0 IN 4.27 M ± 76.2 MM
444-074-S21-D	7.0 FT ± 2.0 IN 2.13 M ± 50.8 MM
PART NUMBER	LENGTH "X"

**I/O INTERCONNECT**  
 SANTA ANA, CALIFORNIA

THIRD ANGLE PROJECTION

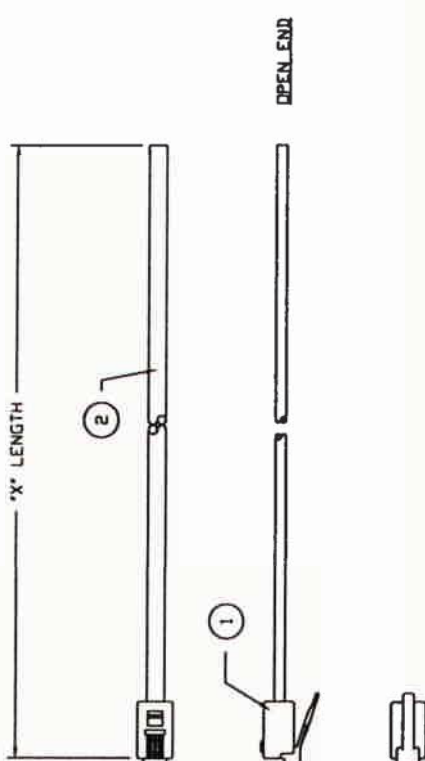
UNLESS OTHERWISE NOTED:  
 1) DIMENSIONS ARE IN INCHES (MILLIMETER)  
 2) TOLERANCES:  
 X.XX ± 0.25 (6.35)

REV. NO.	DATE	BY	CHKD.
444-XX4-S21-D			
444-XX4-S21-D			
DIGI KEY			
SCALE	NONE	SHEET	1 OF 1

ITEM	QTY	MFG.	IOI PART NO.	DESCRIPTION
2	"X"	IOI	120-410-010	MODULAR CABLE, 26 AWG (7/34) BARE COPPER, 4 CONDUCTOR, UNSHIELDED, BLACK PVC.
1	1 PC	IOI	325-441-50X	CONNECTOR, MODULAR PLUG, 4 POSITION, 4 CONDUCTOR, 50u" Au, FLAT TYPE EXIT.

**CABLE ASSEMBLY PARTS LIST**

A	B	C	D	E	F	G	H	
THESE DRAWINGS AND SPECIFICATIONS ARE THE SOLE PROPERTY OF I/O INTERCONNECT INC. ANY REPRODUCTION OR USE IN ANY MANNER WITHOUT THE WRITTEN CONSENT OF I/O INTERCONNECT INC OR ITS AFFILIATED SUBSIDIARIES.		DVG. NO. XX4-520-D		ZONE XI	REV. XI	DESCRIPTION CUSTOMER APPROVAL	DATE 03/24/99	APPROVED E.V.



WIRE DIAGRAM

PI	1	BLACK	OPEN END
	2	RED	
	3	GREEN	
	4	YELLOW	

CUSTOMER APPROVAL  
 ENGR. SIGN Math James  
 DATE: 4-17-99

444-254-520-D	25.0 FT ± 4.0 IN 7.62 M ± 101.6 MM
444-144-520-D	14.0 FT ± 3.0 IN 4.27 M ± 76.2 MM
444-074-520-D	7.0 FT ± 2.0 IN 2.13 M ± 50.8 MM

H3443-25-ND  
 H3443-14-ND  
 H3443-07-ND

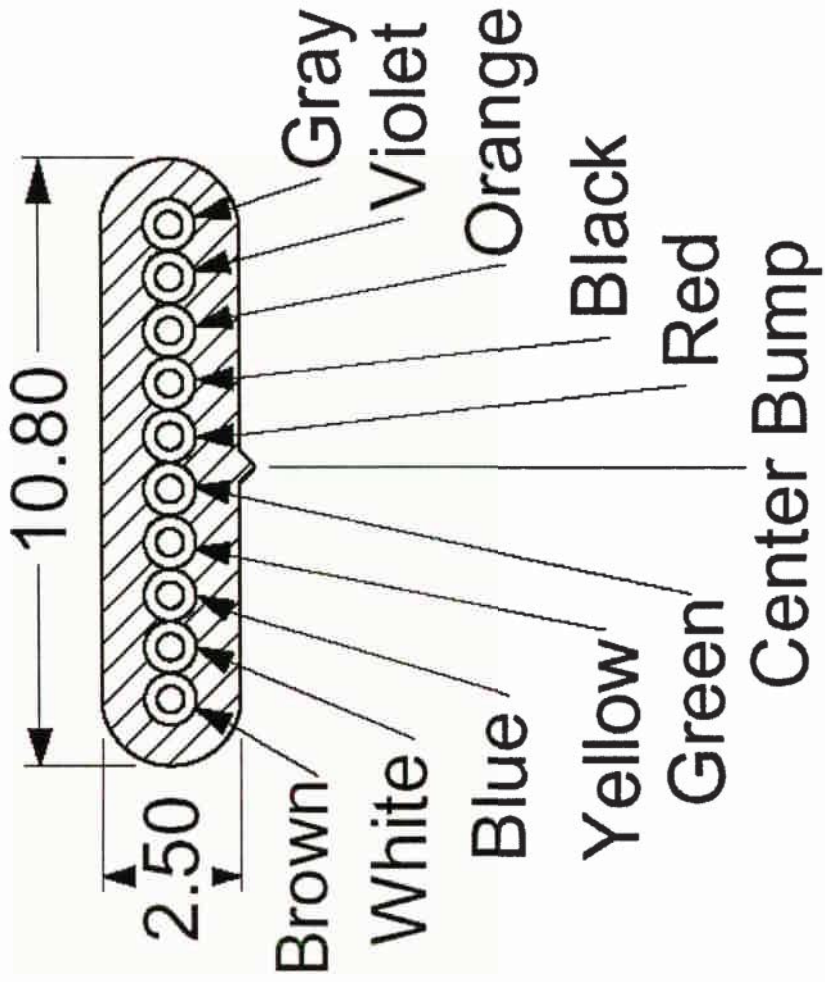
- NOTES: UNLESS OTHERWISE SPECIFIED.
- CABLE TO BE BUNDLED AND TWIST TIED.
  - TEST CABLE FOR ALL OPENS & SHORTS.
  - PACKAGE CABLE ASSEMBLY INDIVIDUALLY IN PLASTIC BAG. PACKAGE INDIVIDUAL BAG PER LOT NUMBER QUANTITIES.

PART NUMBER		LENGTH 'X'	
I/O INTERCONNECT			
I/O INTERCONNECT SANTA ANA, CALIFORNIA			
TITLE	4P4C MODULAR TO OPEN END SILVER SATIN, CABLE ASSEMBLY		
PART NO.	444-XX4-520-D		
DWG NO.	444-XX4-520-D		
CUSTOMER	DIGI KEY		
SCALE	NONE		
SHEET	1 OF 1		

ITEM	QTY	MFG.	IDI PART NO.	DESCRIPTION
2	1	IDI	120-410-000	MODULAR CABLE, 26 AVG (7/34) BARE COPPER, 4 CONDUCTOR, UNSHIELDED, SILVER SATIN PVC.
1	1	IDI	325-441-50X	CONNECTOR, MODULAR PLUG, 4 POSITION, 4 CONDUCTOR, 50L" AV, FLAT TYPE EXIT.

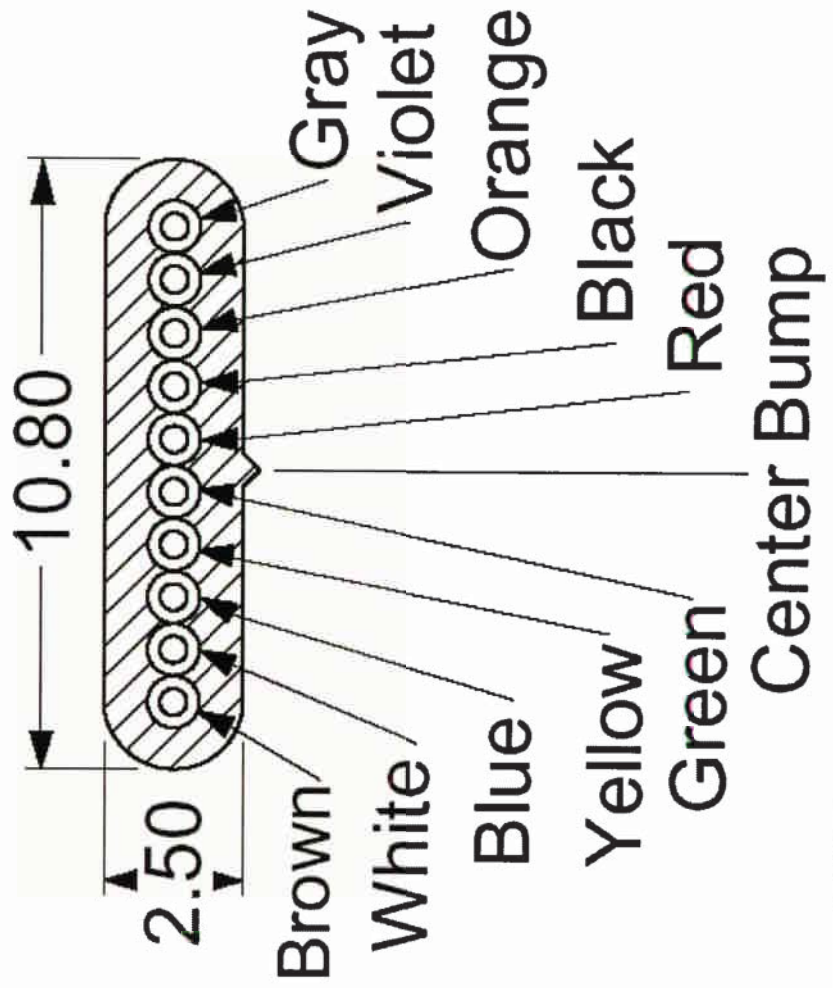
CABLE ASSEMBLY PARTS LIST

# View Ridge Up 10-Conductor Cable



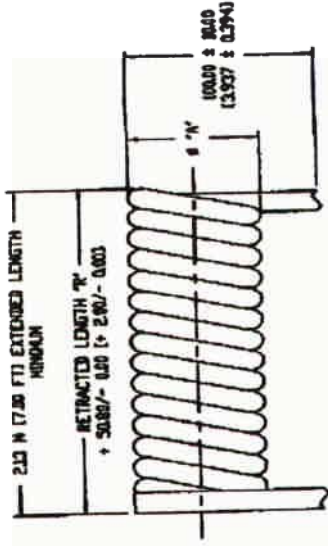


# View Ridge Up 10-Conductor Cable



DATE	REV.	DESCRIPTION	DATE	APPROVED
8/19/98	E	ECN 8435	8/19/98	R.Z.

NOTE: DIMENSIONS AND SPECIFICATIONS ARE THE SOLE PROPERTY OF I/O INTERCONNECT INC. ALL RIGHTS ARE RESERVED. NO PART OF THIS DOCUMENT MAY BE REPRODUCED OR TRANSMITTED IN ANY FORM OR BY ANY MEANS WITHOUT THE WRITTEN CONSENT OF I/O INTERCONNECT INC. OR ITS AFFILIATED COMPANIES.



REEL SPECIFICATION

NOTES UNLESS OTHERWISE SPECIFIED.

- 1.0 MATERIAL AND SPECIFICATIONS
- 1.1 CONDUCTORS: 26 AWG (0.254 mm) STRANDED BARE COPPER
- 1.2 INSULATION: POLYPROPYLENE
- 1.3 COLOR: PER CALLOUT
- 1.4 PACKAGING: (SEE PAGE 2)
- 2.0 ELECTRICAL CHARACTERISTICS
- 2.1 TEMPERATURE & VOLTAGE RATING: 80°C 30 V
- 2.2 CONDUCTORS RESISTANCE: 160 OHM/KM MAX AT 20°C
- 2.3 INSULATION RESISTANCE: 100 MEGOHM/KM MIN AT 20°C
- 2.4 CAPACITANCE: 15 PF/FT (450)
- 2.5 DIELECTRIC TEST: AC-50KV PER 1 MINUTE
- 3.0 PACKAGING SPECIFICATION
- 3.1 USE CLEAR TAPE TO BUNDLE 25 CABLES TOGETHER AT THE END SECTION
- 3.2 PLACE PLASTIC BAG IN SHIPPING BOX AND LAY 10 BUNDLE OR 250 PIECES MAX PER SHIPPING BOX. CLOSE PLASTIC BAG AND SEAL BOX ALONG 3 SURFACES WITH TAPE.

4	53340	(23.000)	L=13.00" X W=55.00" X H=9.00"
5	51950	(24.000)	L=13.00" X W=55.00" X H=9.00"
6	7120	(28.000)	L=13.00" X W=50.00" X H=9.00"
10	7874	(31.000)	L=13.00" X W=50.00" X H=9.00"
CONDUCTORS		MILLIMETERS	DIMENSION MAX.
NUMBER OF		RETRACTED LENGTH IN.	OUTSIDE SHIPPING BOX

**I/O INTERCONNECT**  
SANTA ANA, CALIFORNIA

NO. 26 AWG (0.254 mm) STRANDED BARE COPPER  
7.50 FT EXTENDED, NON-UL, UNSHIELDED, MODULAR CABLE

UNIT NO. 10-210-010  
CONT'D I/O INTERCONNECT  
SHEET 2 OF 2

THIRD ANGLE PROJECTION

UNLESS OTHERWISE NOTED:  
1) DIMENSIONS ARE IN MILLIMETERS (INCHES)  
2) TOLERANCES:  
XXX ± 0.25 (0.010)  
XX ± 0.25 (0.010)