

阅读申明

- 1.本站收集的数据手册和产品资料都来自互联网，版权归原作者所有。如读者和版权方有任何异议请及时告之，我们将妥善解决。
- 2.本站提供的中文数据手册是英文数据手册的中文翻译，其目的是协助用户阅读，该译文无法自动跟随原稿更新，同时也可能存在翻译上的不当。建议读者以英文原稿为参考以便获得更精准的信息。
- 3.本站提供的产品资料，来自厂商的技术支持或者使用者的心得体会等，其内容可能存在描述上的差异，建议读者做出适当判断。
- 4.如需与我们联系，请发邮件到marketing@iczoom.com，主题请标有“数据手册”字样。

Read Statement

1. The datasheets and other product information on the site are all from network reference or other public materials, and the copyright belongs to the original author and original published source. If readers and copyright owners have any objections, please contact us and we will deal with it in a timely manner.
2. The Chinese datasheets provided on the website is a Chinese translation of the English datasheets. Its purpose is for reader's learning exchange only and do not involve commercial purposes. The translation cannot be automatically updated with the original manuscript, and there may also be improper translations. Readers are advised to use the English manuscript as a reference for more accurate information.
3. All product information provided on the website refer to solutions from manufacturers' technical support or users the contents may have differences in description, and readers are advised to take the original article as the standard.
4. If you have any questions, please contact us at marketing@iczoom.com and mark the subject with "Datasheets" .

Surface Mount Type


SP-Cap

Series: H

- Features Endurance:125°C 1000h
- Low ESR
- RoHS directive compliant
- Reflow 240°C

Country of Origin

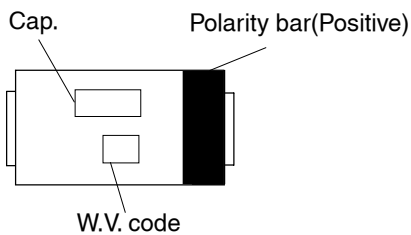
Japan



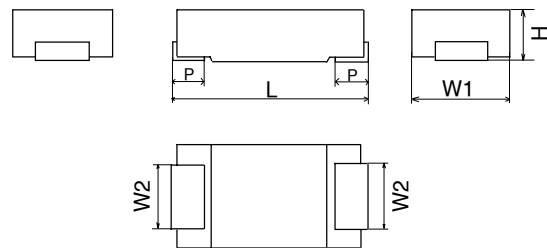
■ Specification

Series & Size Code	HL	HD	HE		
Category Temp.Range	-40 to 125°C				
Rated W.V.Range	2 to 8V.DC				
Nominal Cap.Range	33 to 100µF	68 to 220µF	100 to 330µF		
Capacitance Tolerance	±20 %				
DC Leakage Current	$I \leq 0.1 CV$ 2minutes				
tan δ	$\leq 0.06(120Hz/+20^\circ C)$	$\leq 0.10(120Hz/ +20^\circ C)$			
Surge Voltage	Rated Working Voltage × 1.25 (15 to 35°C)				
Endurance	After applying rated working voltage for 1000 hours at 105±2°C or derated voltage(W.V.×0.875 at 115°C or W.V.×0.75 at 125°C), and then being stabilized at +20°C,capacitor shall meet the following limits.				
	Capacitance change	±10% of initial measured value			
	tan δ	≤ Initial specified value			
	DC leakage current	≤ Initial specified value			
Moisture resistance	After storing for 500 hours at 60°C,90%				
	Capacitance change of initial measurd value	2, 2.5V.DC	4 V.DC	6.3V.DC	8V.DC
		+70, -20%	+60, -20%	+50, -20%	+40, -20%
	tan δ	≤ 200% of initial specified value			
DC leakage current	≤ Initial specified value				

■ Marking



■ Dimensions in mm(not to scale)



(mm)

Series & Size Code	L±0.2	W1±0.2	W2±0.1	H	P±0.3
HL	7.3	4.3	2.4	1.8±0.1	1.3
HD	7.3	4.3	2.4	2.8±0.2	1.3
HE	7.3	4.3	2.4	4.2±0.1	1.3

■ High heat-resistant products(H series)

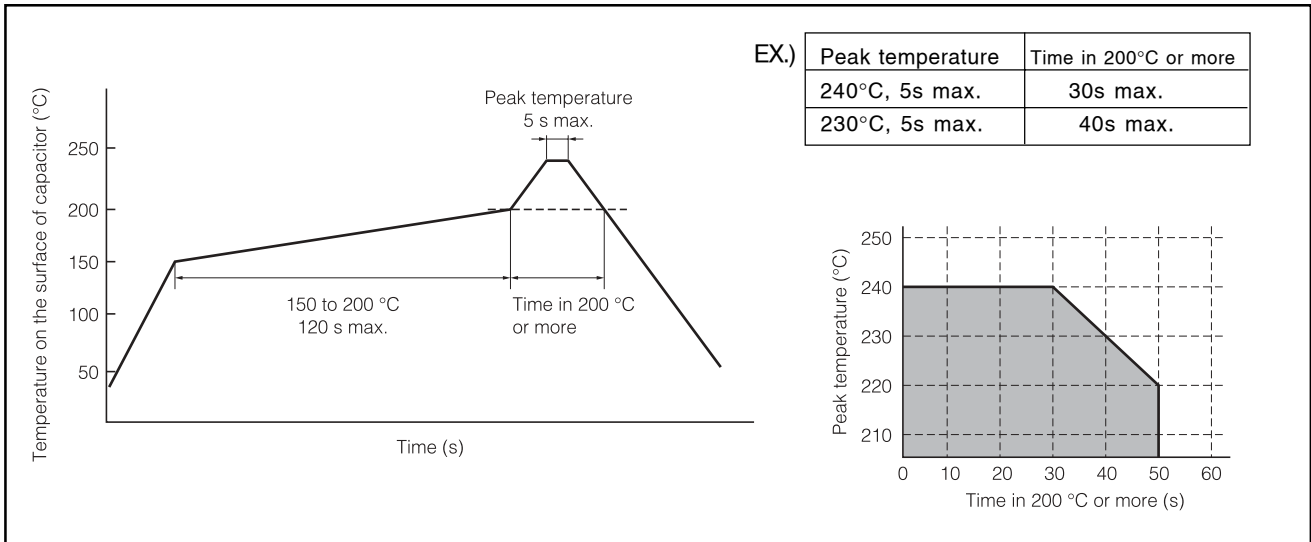
Series & Size Code	Rated W.V. (V.DC)	Capacitance (±20%) (μF)	Case Size			Specification		Reflow 240°C	Reflow 260°C	Min. Packaging Q'ty (pcs)
			L (mm)	W (mm)	H (mm)	Ripple current (Ar.m.s.) *1	ESR (Ω) *2	Part number	Part number	
HL	2	100	7.3	4.3	1.8	1.8	0.018	EEFHL0D101R	—	3500
	2.5	82	7.3	4.3	1.8	1.8	0.018	EEFHL0E820R	—	3500
	4	56	7.3	4.3	1.8	1.8	0.018	EEFHL0G560R	—	3500
		68	7.3	4.3	1.8	1.8	0.018	EEFHL0G680R	—	3500
	6.3	47	7.3	4.3	1.8	1.8	0.018	EEFHL0J470R	—	3500
	8	33	7.3	4.3	1.8	1.8	0.018	EEFHL0K330R	—	3500
HD	2	180	7.3	4.3	2.8	2.5	0.015	EEFHD0D181R	—	2000
		220	7.3	4.3	2.8	2.5	0.015	EEFHD0D221R	—	2000
	2.5	150	7.3	4.3	2.8	2.5	0.015	EEFHD0E151R	—	2000
		180	7.3	4.3	2.8	2.5	0.015	EEFHD0E181R	—	2000
	4	120	7.3	4.3	2.8	2.5	0.015	EEFHD0G121R	—	2000
	6.3	100	7.3	4.3	2.8	2.5	0.015	EEFHD0J101R	—	2000
	8	68	7.3	4.3	2.8	2.5	0.015	EEFHD0K680R	—	2000
HE	2	270	7.3	4.3	4.2	3.0	0.012	EEFHE0D271R	—	2000
		330	7.3	4.3	4.2	3.0	0.012	EEFHE0D331R	—	2000
	2.5	220	7.3	4.3	4.2	3.0	0.012	EEFHE0E221R	—	2000
		270	7.3	4.3	4.2	3.0	0.012	EEFHE0E271R	—	2000
	4	180	7.3	4.3	4.2	3.0	0.012	EEFHE0G181R	—	2000
	6.3	150	7.3	4.3	4.2	3.0	0.012	EEFHE0J151R	—	2000
	8	100	7.3	4.3	4.2	3.0	0.012	EEFHE0K101R	—	2000

*1: Ripple current (100kHz/ +20 to +105°C),

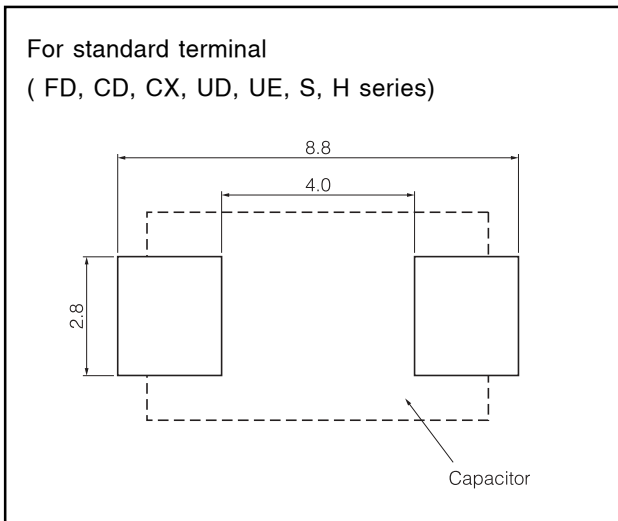
*2: ESR (100kHz/+20°C)

■ Mounting Specifications.

- Recommendable reflow soldering temperature 240°C

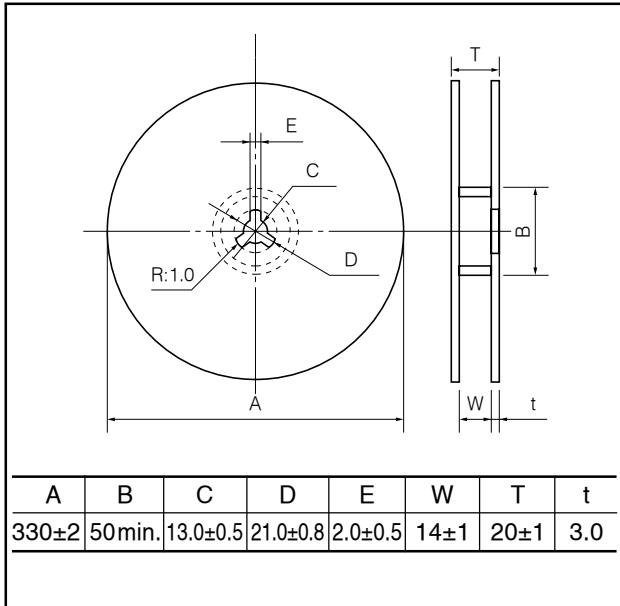


● Typical land pattern (mm)

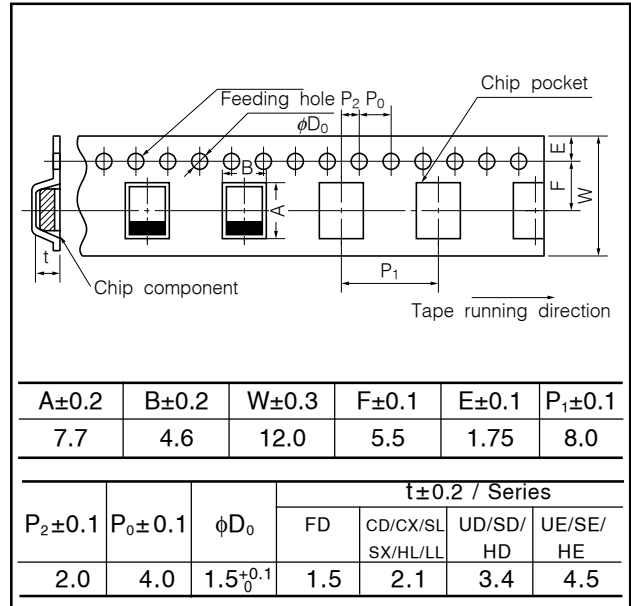


■ Packaging Specifications

● Reel Dimensions (mm)



● Embossed Taping (mm)



■ Packaging Box Dimensions (mm)

