

## 阅读申明

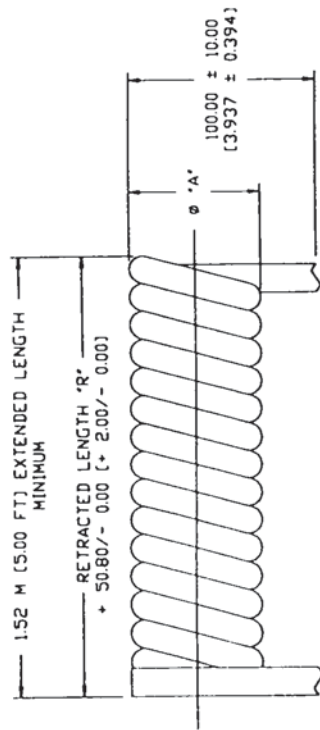
- 1.本站收集的数据手册和产品资料都来自互联网，版权归原作者所有。如读者和版权方有任何异议请及时告之，我们将妥善解决。
- 2.本站提供的中文数据手册是英文数据手册的中文翻译，其目的是协助用户阅读，该译文无法自动跟随原稿更新，同时也可能存在翻译上的不当。建议读者以英文原稿为参考以便获得更精准的信息。
- 3.本站提供的产品资料，来自厂商的技术支持或者使用者的心得体会等，其内容可能存在描述上的差异，建议读者做出适当判断。
- 4.如需与我们联系，请发邮件到marketing@iczoom.com，主题请标有“数据手册”字样。

## Read Statement

1. The datasheets and other product information on the site are all from network reference or other public materials, and the copyright belongs to the original author and original published source. If readers and copyright owners have any objections, please contact us and we will deal with it in a timely manner.
2. The Chinese datasheets provided on the website is a Chinese translation of the English datasheets. Its purpose is for reader's learning exchange only and do not involve commercial purposes. The translation cannot be automatically updated with the original manuscript, and there may also be improper translations. Readers are advised to use the English manuscript as a reference for more accurate information.
3. All product information provided on the website refer to solutions from manufacturers' technical support or users the contents may have differences in description, and readers are advised to take the original article as the standard.
4. If you have any questions, please contact us at marketing@iczoom.com and mark the subject with "Datasheets" .

THESE DRAWINGS AND SPECIFICATIONS ARE THE SOLE PROPERTY OF I/O INTERCONNECT INC. U.S.A. AND SHALL NOT BE REPRODUCED, COPIED, OR USED IN ANY MANNER WITHOUT THE PRIOR WRITTEN CONSENT OF I/O INTERCONNECT INC. OR ITS AFFILIATED SUBSIDIARIES.

DWG. NO.	ZONE	REV.	DESCRIPTION	DATE	APPROV.
X10-0X3	F		ECN 387	06/09/95	C



BUNDLE SPECIFICATION

NOTES: UNLESS OTHERWISE SPECIFIED.

- 1.0 PACKAGING SPECIFICATION
  - 1.01 USE CLEAR TAPE TO BUNDLE 25 CABLES TOGETHER AT THE MID SECTION.
  - 1.02 PLACE PLASTIC BAG IN SHIPPING BOX AND LAY 10 BUNDLE OR 250 PIECES MAX. PER SHIPPING BOX. CLOSE PLASTIC BAG AND SEAL BOX ALONG 3 SURFACES WITH TAPE.

4	431.80	(17.000)	L=13.00" X W=20.00" X H=90
5	457.20	(18.000)	L=13.00" X W=20.00" X H=90
6	558.80	(22.000)	L=13.00" X W=25.00" X H=90
CONDUCTORS		MILLIMETERS	DIMENSION MAX.
NUMBER OF		RETRACTED LENGTH 'R'	OUTSIDE SHIPPING BOX

**I/O INTERCONNECT**  
SANTA ANA, CALIFORNIA

DR: *W/AM* TITLE: 26 AWG (12/0.12 mm) BARE COPP  
 E: *W/AM* DATE: 06/09/95 500 FT EXTENDED, NON-UL  
 UNSHIELDED, MODULAR CABLE

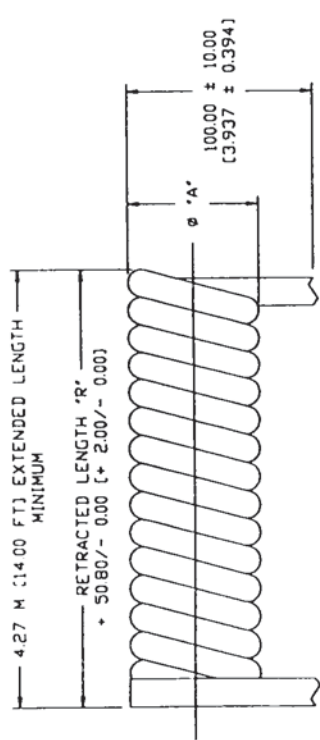
CHKD: *[Signature]* PART NO: 121-X10-0X3  
 CHKD: *[Signature]* CUSTOMER: I/O  
 CHKD: *[Signature]* INTERCONNECT  
 CHKD: *[Signature]* SCALE: NONE SHEET 2 OF

THIRD ANGLE PROJECTION

UNLESS OTHERWISE NOTED:  
 1) DIMENSIONS ARE IN MILLIMETER (INCHES)  
 2) TOLERANCES:  
 X.X ± 0.20 (0.008)  
 X.XX ± 0.35 (0.250)

THESE DRAWINGS AND SPECIFICATIONS ARE THE SOLE PROPERTY OF I/O INTERCONNECT INC. U.S.A. AND SHALL NOT BE REPRODUCED, COPIED, OR USED IN ANY MANNER WITHOUT THE PRIOR WRITTEN CONSENT OF I/O INTERCONNECT INC. OR ITS AFFILIATED SUBSIDIARIES.

DRWG. NO. X10-0X2	ZONE (REV.) I	DESCRIPTION ESN 387	DATE 06/09/95	APPROV. CT
----------------------	------------------	------------------------	------------------	---------------



BUNDLE SPECIFICATION

NOTES: UNLESS OTHERWISE SPECIFIED.

- 1.0 PACKAGING SPECIFICATION
  - 1.01 USE CLEAR TAPE TO BUNDLE 25 CABLES TOGETHER AT THE MID SECTION.
  - 1.02 PLACE PLASTIC BAG IN SHIPPING BOX AND LAY 10 BUNDLE OR 250 PIECES MAX. PER SHIPPING BOX. CLOSE PLASTIC BAG AND SEAL BOX ALONG 3 SURFACES WITH TAPE.

4	863.60	(34.000)	L=13.00" X W=40.00" X H=9.00
6	1117.60	(44.000)	L=13.00" X W=50.00" X H=9.00
B	1270.00	(50.000)	L=13.00" X W=55.00" X H=9.00
CONDUCTORS	MILLIMETERS	INCHES	DIMENSION MAX
NUMBER OF	RETRACTED LENGTH "R"		OUTSIDE SHIPPING BOX

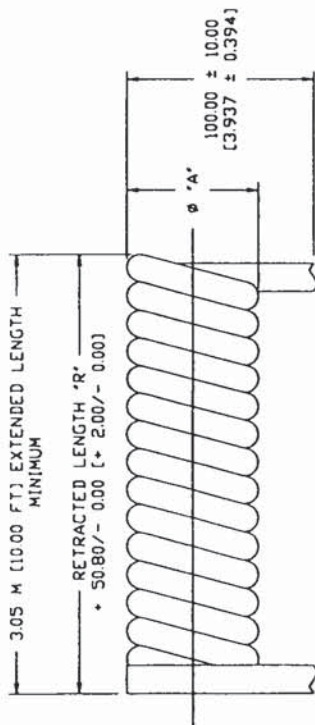
TABULATION BLOCK

<p>UNLESS OTHERWISE NOTED:                  1) DIMENSIONS ARE IN MILLIMETER (INCHES)                  2) TOLERANCES:                  X.X ± 0.20 (0.008)                  X.XX ± 0.35 (0.250)</p>			
<p>DR: C. WANG                  C. WANG                  DATE: 06/09/95</p>		<p>TITLE: I/O INTERCONNECT                  SANTA ANA, CALIFORNIA</p>	
<p>CHKD: <i>Kanlany</i></p>		<p>PART NO: 121-X10-0X2</p>	
<p>CHKD: <i>[Signature]</i></p>		<p>CUSTOMER: I/O INTERCONNECT</p>	
<p>CHKD: <i>[Signature]</i></p>		<p>SCALE: NONE SHEET 2 OF</p>	

*John 6/10/95*

DWG. NO	ZONE	REV	DESCRIPTION	DATE	APPROVE
X10-0X1		I	ECN 387	06/09/95	G.T

SEE DRAWING AND SPECIFICATION FOR THE FULL IMPORTANCE OF I/O INTERCONNECT INC. IS AND DOES NOT BE RESPONSIBLE FOR THE DESIGN OR MANUFACTURE OF THE PRODUCT. THE USER ASSUMES ALL LIABILITY FOR THE USE OF THIS PRODUCT AND ITS AFFILIATED SUBSIDIARIES.



BUNDLE SPECIFICATION

NOTES: UNLESS OTHERWISE SPECIFIED

- 1.0 PACKAGING SPECIFICATION
  - 1.01 USE CLEAR TAPE TO BUNDLE 25 CABLES TOGETHER AT THE MID SECTION
  - 1.02 PLACE PLASTIC BAG IN SHIPPING BOX AND LAY 10 BUNDLE OR 250 PIECES MAX. PER SHIPPING BOX. CLOSE PLASTIC BAG AND SEAL BOX ALONG 3 SURFACES WITH TAPE.

4	762.00	[30.000]	L=13.00" X W=35.00" X H=9.00"
5	812.80	[32.000]	L=13.00" X W=35.00" X H=9.00"
8	1066.80	[42.000]	L=13.00" X W=45.00" X H=9.00"
CONDUCTORS	MILLIMETERS	INCHES	DIMENSION MAX.
NUMBER OF	RETRACTED LENGTH "R"		OUTSIDE SHIPPING BOX

TABULATION BLOCK

I/O INTERCONNECT SANTA ANA, CALIFORNIA	
DR	W. O'NEILL
CHKD	06/09/95
TITLE: 25 AWG 42/0.12 (max) BARE COPPER 10.00 FT EXTENDED, NON-UL UNSHIELDED, MODULAR CABLE	
CHKD	121-X10-0X1
CHKD	CUSTOMER
CHKD	I/O INTERCONNECT
CHKD	SCALE: NONE
CHKD	SHEET 2 OF 2

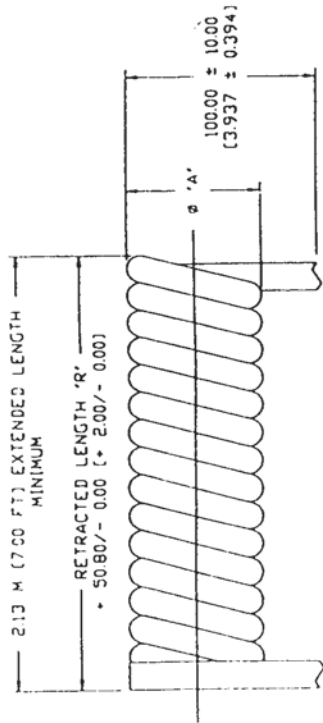
THIRD ANGLE PROJECTION



UNLESS OTHERWISE NOTED:  
 1) DIMENSIONS ARE IN MILLIMETER (INCHES)  
 2) TOLERANCES:  
 X.X ± 0.20 (0.008)  
 X.XX ± 0.35 (0.250)

THESE DRAWINGS AND SPECIFICATIONS ARE THE SOLE PROPERTY OF I/O INTERCONNECT, INC. USA AND SHALL NOT BE REPRODUCED, COPIED, OR USED IN ANY MANNER WITHOUT THE PRIOR WRITTEN CONSENT OF I/O INTERCONNECT, INC. OR ITS AFFILIATED SUBSIDIARIES.

DWG. NO.	ZONE / REV.	DESCRIPTION	DATE	APPROV.
X10-020	D	ECN 387	06/09/95	G.T.



BUNDLE SPECIFICATION

NOTES UNLESS OTHERWISE SPECIFIED.

1.0 PACKAGING SPECIFICATION

1.01 USE CLEAR TAPE TO BUNDLE 25 CABLES TOGETHER AT THE MID SECTION.

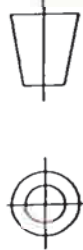
1.02 PLACE PLASTIC BAG IN SHIPPING BOX AND LAY 10 BUNDLE OR 250 PIECES MAX. PER SHIPPING BOX.

CLOSE PLASTIC BAG AND SEAL BOX ALONG 3 SURFACES WITH TAPE

#	533.40	(21,000)	L=13.00' X W=25.00' X H=9.0
6	609.60	(24,000)	L=13.00' X W=25.00' X H=9.0
B	711.20	(28,000)	L=13.00' X W=30.00' X H=9.0
CONDUCTORS		MILLIMETERS	DIMENSION MAX.
NUMBER OF		RETRACTED LENGTH "R"	OUTSIDE SHIPPING BOX

TABULATION BLOCK

THIRD ANGLE PROJECTION



UNLESS OTHERWISE NOTED:

- DIMENSIONS ARE IN MILLIMETER (INCHES)
- TOLERANCES:  
XX ± 0.20 (0.008)  
X.XX ± 6.35 (0.250)



SANTA ANA, CALIFORNIA

DR: CAVI H/PM TITLE: 26 AVG (12/0.12 mm) BARE COP  
C. VAN 06/09/95 7.00 FT. EXTENDED, NON-UL

UNSHIELDED, MODULAR CABLE

PART NO: 121-X10-020

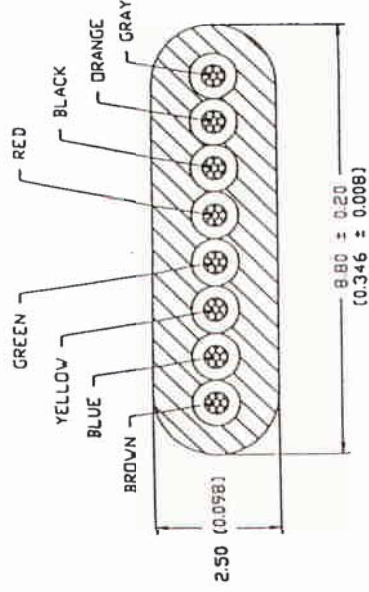
CUSTOMER: I/O

SCALE: NONE

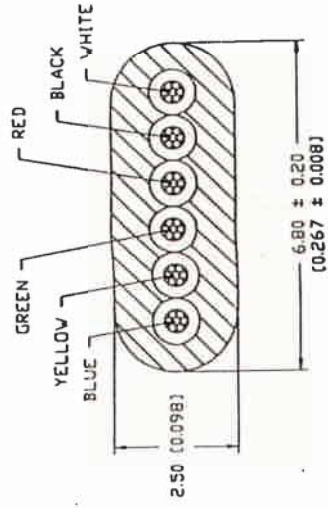
SHEET: 2 OF 2

6/9/95

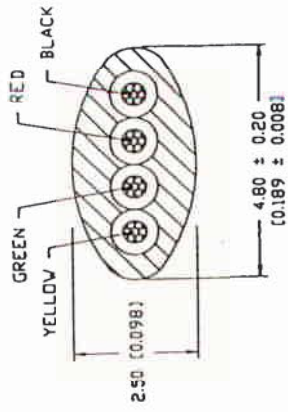
THESE DRAWINGS AND SPECIFICATIONS ARE THE SOLE PROPERTY OF I/O INTERCONNECT, INC. NO PART OF THIS DOCUMENT IS TO BE REPRODUCED OR TRANSMITTED IN ANY FORM OR BY ANY MEANS WITHOUT WRITTEN CONSENT OF I/O INTERCONNECT, INC. OR ITS AFFILIATED SUBSIDIARIES.



8 CONDUCTOR CABLE



6 CONDUCTOR CABLE



4 CONDUCTOR CABLE

NOTES: UNLESS OTHERWISE SPECIFIED:

- 1.0 MATERIAL AND SPECIFICATIONS
  - 1.01 CONDUCTORS: 26 AWG (12/0.12 mm) STRANDED BARE COPPER.
  - 1.02 INSULATION: POLYPROPYLENE
  - 1.03 COLOR: PER CALLOUT
  - 1.04 PACKAGING: (SEE PAGE 2)
- 2.0 ELECTRICAL CHARACTERISTICS
  - 2.01 TEMPERATURE & VOLTAGE RATING: 80°C 30 V
  - 2.02 CONDUCTORS RESISTANCE: 148 OHMS/KM MAX. AT 20°C
  - 2.03 INSULATION RESISTANCE: 100 MEGOHMS/KM MIN. AT 20°C
  - 2.04 CAPACITANCE: 15 PF/FT (MAX)
  - 2.05 DIELECTRIC TEST: AC-500V PER 1 MINUTE

121-410-000	4	SILVER SATIN	0.551 ± 0.039
121-410-010	4	BLACK	14.00 ± 1.00
121-410-020	4	WHITE	0.551 ± 0.039
121-610-000	6	SILVER SATIN	14.00 ± 1.00
121-610-010	6	BLACK	0.551 ± 0.039
121-610-020	6	WHITE	14.00 ± 1.00
121-810-000	8	SILVER SATIN	0.551 ± 0.039
121-810-010	8	BLACK	14.00 ± 1.00
121-810-020	8	WHITE	0.551 ± 0.039
I/O INTERCONNECT PART NUMBER		NUMBER OF CONDUCTORS	Ø "A"

**I/O INTERCONNECT**  
SANTA ANA, CALIFORNIA

DR: CHM WWS  
C: VANG 06/09/95

TITLE: 26 AWG (12/0.12 mm) BARE COPPER 7.00 FT EXTENDED, NON-UL UNSHIELDED, MODULAR CABLE

PART NO: 121-X10-0X0

CUSTOMER: I/O INTERCONNECT

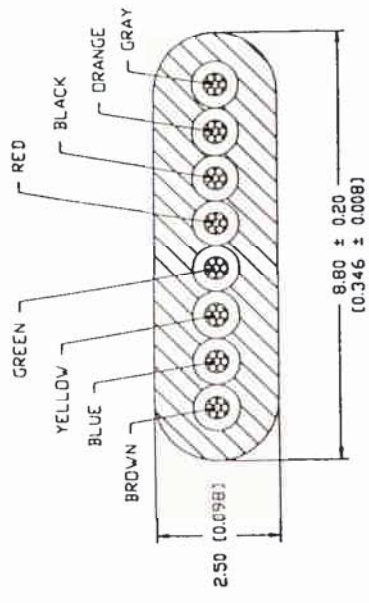
SCALE: NONE

SHEET 1 OF 1

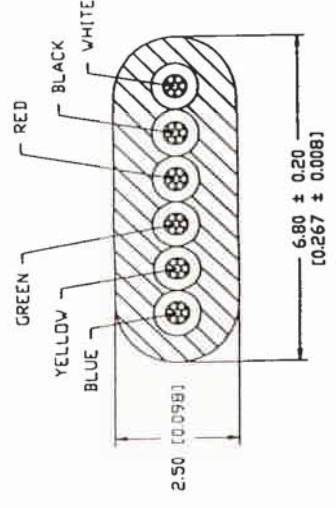
THIRD ANGLE PROJECTION

UNLESS OTHERWISE NOTED: DIMENSIONS ARE IN MILLIMETER (INCHES) TOLERANCES: X.X ± 0.20 (0.008) X.XX ± 6.35 (0.250)

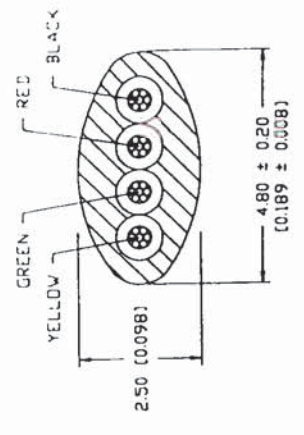
THESE DRAWINGS AND SPECIFICATIONS ARE THE SOLE PROPERTY OF I/O INTERCONNECT INC. USA, AND SHALL NOT BE REPRODUCED OR COPIED IN ANY MANNER WITHOUT THE PRIOR WRITTEN CONSENT OF I/O INTERCONNECT INC. OR ITS AFFILIATED SUBSIDIARIES.



8 CONDUCTOR CABLE



6 CONDUCTOR CABLE



4 CONDUCTOR CABLE

NOTES: UNLESS OTHERWISE SPECIFIED.

- 1.0 MATERIAL AND SPECIFICATIONS
  - 1.01 CONDUCTORS: 26 AWG (12/012 mm) STRANDED BARE COPPER.
  - 1.02 INSULATION: POLYPROPYLENE
  - 1.03 COLOR: PER CALLOUT
  - 1.04 PACKAGING: (SEE PAGE 2)
- 2.0 ELECTRICAL CHARACTERISTICS
  - 2.01 TEMPERATURE & VOLTAGE RATING: 80°C 30 V
  - 2.02 CONDUCTORS RESISTANCE: 148 OHMS/KM MAX. AT 20°C
  - 2.03 INSULATION RESISTANCE: 100 MEGOHMS/KM MIN. AT 20°C
  - 2.04 CAPACITANCE: 15 PF/FT (MAX)
  - 2.05 DIELECTRIC TEST: AC-500V PER 1 MINUTE

121-410-003	4	SILVER SATIN	[0.55] ± 0.0	[0.55] ± 0.0
121-410-013	4	BLACK	[0.55] ± 0.0	[0.55] ± 0.0
121-410-023	4	WHITE	[0.55] ± 0.0	[0.55] ± 0.0
121-610-003	6	SILVER SATIN	[0.55] ± 0.0	[0.55] ± 0.0
121-610-013	6	BLACK	[0.55] ± 0.0	[0.55] ± 0.0
121-610-023	6	WHITE	[0.55] ± 0.0	[0.55] ± 0.0
121-810-003	8	SILVER SATIN	[0.748] ± 0.0	[0.748] ± 0.0
121-810-013	8	BLACK	[0.748] ± 0.0	[0.748] ± 0.0
121-810-023	8	WHITE	[0.748] ± 0.0	[0.748] ± 0.0
I/O INTERCONNECT PART NUMBER	NUMBER OF CONDUCTORS	COLOR	Ø "A"	

**I/O INTERCONNECT**  
SANTA ANA, CALIFORNIA

DR: *TECH W/MS* TITLE: 26 AWG (12/012 mm) BARE COP  
C. VANG 06/09/95 5.00 FT EXTENDED, NON-UL,  
UNSHIELDED, MODULAR CABLE

CHKD: *Kentley* PART NO: 121-X10-0X3  
CUST: *[Signature]*  
CUST: I/O INTERCONNECT  
SCALE: NONE SHEET 1 OF 1

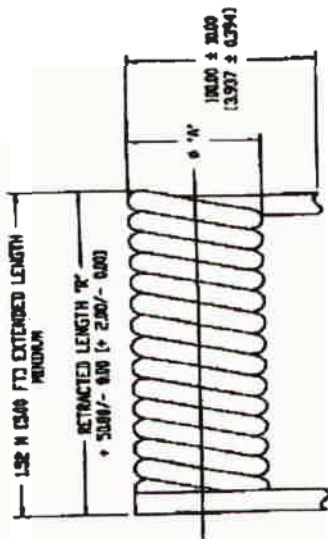
THIRD ANGLE PROJECTION

UNLESS OTHERWISE NOTED:  
1) DIMENSIONS ARE IN MILLIMETER (INCHES)  
2) TOLERANCES:  
XX ± 0.20 (0.008)  
XXX ± 6.35 (0.250)

REV. NO.	ZONE	REV.	DESCRIPTION	DATE	APPROVED
210-003		G	CON BACS	09/15/78	RZ.

1  
2  
3  
4  
5

NOTE: DIMENSIONS AND SPECIFICATIONS ARE THE SOLE PROPERTY OF I/O INTERCONNECT INC. ALL RIGHTS ARE RESERVED. NO PARTS OR MATERIALS MAY BE REPRODUCED OR TRANSMITTED IN ANY FORM OR BY ANY MEANS WITHOUT THE WRITTEN PERMISSION OF I/O INTERCONNECT INC. OR ITS APPLICABLE SUBSIDIARIES.



BUNDLE SPECIFICATION

NOTES UNLESS OTHERWISE SPECIFIED.

- 1.0 MATERIAL AND SPECIFICATIONS
- 1.01 CONDUCTORS 26 AWG (0.712 mm) STAMPED BARE COPPER
- 1.02 INSULATION POLYPROPYLENE
- 1.03 COLOR PER CALLOUT
- 1.04 PACKAGING (SEE PAGE 2)
- 2.0 ELECTRICAL CHARACTERISTICS
- 2.01 TEMPERATURE & VOLTAGE RATING 80°C 30 V
- 2.02 CONDUCTORS RESISTANCE 140 OHMS/KM MAX AT 20°C
- 2.03 INSULATION RESISTANCE 100 MEGOHMS/KM MIN AT 20°C
- 2.04 CAPACITANCE IS 19 P/F/FT (600)
- 2.05 DIELECTRIC TEST: AC-50KV PER 1 MINUTE
- 3.0 PACKAGING SPECIFICATION
- 3.01 USE CLEAR TAPE TO BUNDLE 25 CABLES TOGETHER AT THE END SECTION.
- 3.02 PLACE PLASTIC BAG IN SHIPPING BOX AND LAY TO BUNDLE OR 250 PILES MAX PER SHIPPING BOX. CLOSE PLASTIC BAG AND SEAL BOX ALONG 3 SURFACES WITH TAPE.

CONDUCTORS	431.00	(17.000)	L=13.00" X W=28.00" X H=9.00"
NUMBER OF	457.20	(18.000)	L=13.00" X W=28.00" X H=9.00"
	500.00	(22.000)	L=13.00" X W=28.00" X H=9.00"
	609.60	(24.000)	L=13.00" X W=28.00" X H=9.00"
CONDUCTORS	DIMENSION INCH		
NUMBER OF	RETRACTED LENGTH "IN"		

FABRICATION BLOCK

**I/O INTERCONNECT**  
SANTA ANA, CALIFORNIA

DATE: 09/15/78  
DRAWN BY: [Signature]  
CHECKED BY: [Signature]

PART NO: 12-100-003

QUANTITY: 457.20

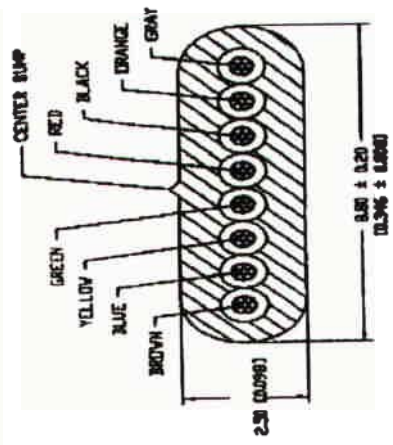
UNIT PRICE: \$1.31

TOTAL: \$599.95

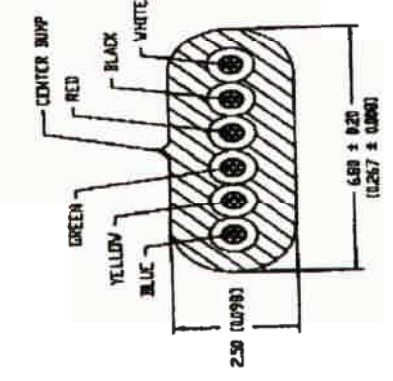
UNLESS OTHERWISE NOTED:  
1) DIMENSIONS ARE IN MILLIMETER (INCHES)  
2) TOLERANCES (INCHES)  
XXX ± 0.20 (0.008)  
XXX ± 0.25 (0.010)



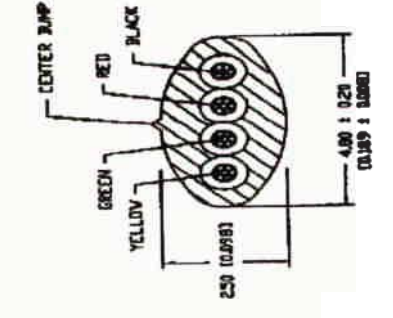
THESE DRAWINGS AND SPECIFICATIONS ARE THE SOLE PROPERTY OF I/O INTERCONNECT INC. NO DATA AND SHALL NOT BE REPRODUCED, COPIED, OR USED IN ANY MANNER WITHOUT THE WRITTEN CONSENT OF I/O INTERCONNECT INC. OR ITS AFFILIATED SUBSIDIARIES.



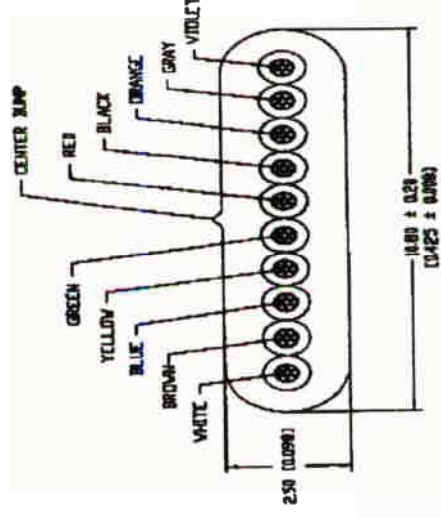
4 CONDUCTOR CABLE



5 CONDUCTOR CABLE



4 CONDUCTOR CABLE



10 CONDUCTOR CABLE

I/O INTERCONNECT PART NUMBER	NUMBER OF CONDUCTORS	COLOR	Ø IN
121-410-000	4	SILVER SATIN	0.551 ± 0.0293 14.00 ± 1.00
121-410-010	4	BLACK	0.551 ± 0.0293 14.00 ± 1.00
121-410-020	4	WHITE	0.551 ± 0.0293 14.00 ± 1.00
121-610-000	6	SILVER SATIN	0.551 ± 0.0293 14.00 ± 1.00
121-610-010	6	BLACK	0.551 ± 0.0293 14.00 ± 1.00
121-610-020	6	WHITE	0.551 ± 0.0293 14.00 ± 1.00
121-810-000	8	SILVER SATIN	0.748 ± 0.0293 19.00 ± 1.00
121-810-010	8	BLACK	0.748 ± 0.0293 19.00 ± 1.00
121-810-020	8	WHITE	0.748 ± 0.0293 19.00 ± 1.00
121-100-000	10	SILVER SATIN	0.748 ± 0.0293 19.00 ± 1.00
121-100-010	10	BLACK	0.748 ± 0.0293 19.00 ± 1.00
121-100-020	10	WHITE	0.748 ± 0.0293 19.00 ± 1.00
I/O INTERCONNECT PART NUMBER	NUMBER OF CONDUCTORS	COLOR	Ø IN

**I/O INTERCONNECT**  
 SANTA ANA, CALIFORNIA  
 1500 N. HWY 71/115  
 92706  
 70% AVG 12/AL2 AND BARE COPPER  
 7.00 FT EXTENDED, NON-IL,  
 UNSHEATHED, MODULAR CABLE

THIRD ANGLE PROJECTION  
 UNLESS OTHERWISE NOTED:  
 1) DIMENSIONS ARE IN MILLIMETER (DIMES)  
 2) TOLERANCES  
 XXX ± 0.25 (0.009)  
 XXX ± 0.25 (0.250)

PART NO. 121-110-010  
 QTY 1  
 I/O INTERCONNECT  
 SHEET 1 OF 2