

阅读申明


- 1.本站收集的数据手册和产品资料都来自互联网，版权归原作者所有。如读者和版权方有任何异议请及时告之，我们将妥善解决。
- 2.本站提供的中文数据手册是英文数据手册的中文翻译，其目的是协助用户阅读，该译文无法自动跟随原稿更新，同时也可能存在翻译上的不当。建议读者以英文原稿为参考以便获得更精准的信息。
- 3.本站提供的产品资料，来自厂商的技术支持或者使用者的心得体会等，其内容可能存在描述上的差异，建议读者做出适当判断。
- 4.如需与我们联系，请发邮件到marketing@iczoom.com，主题请标有“数据手册”字样。

Read Statement

1. The datasheets and other product information on the site are all from network reference or other public materials, and the copyright belongs to the original author and original published source. If readers and copyright owners have any objections, please contact us and we will deal with it in a timely manner.
2. The Chinese datasheets provided on the website is a Chinese translation of the English datasheets. Its purpose is for reader's learning exchange only and do not involve commercial purposes. The translation cannot be automatically updated with the original manuscript, and there may also be improper translations. Readers are advised to use the English manuscript as a reference for more accurate information.
3. All product information provided on the website refer to solutions from manufacturers' technical support or users the contents may have differences in description, and readers are advised to take the original article as the standard.
4. If you have any questions, please contact us at marketing@iczoom.com and mark the subject with "Datasheets" .

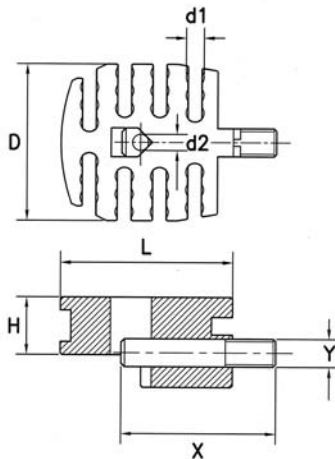
OFCBU/OFCBUGB

Optical Fiber Tube Gripper Saddle



Features

- Cable retention: >1.5kN
- OFBLT retention: >100N
- Maximum of 24 cable elements or 24 fiber bundles



| Gland Box Part No. | Cable Diameter |
|--------------------|-----------------------|
| OFCBUGB-00 | .16-.33 (4.0 - 8.5) |
| OFCBUGB-0 | .30-.79 (7.5 - 20.0) |
| OFCBUGB-1 | .37-.51 (9.5 - 13.0) |
| OFCBUGB-2 | .51-.71 (13.0 - 18.0) |
| OFCBUGB-3 | .69-.98 (17.5 - 25.0) |

Standard Pack: 1 per bag

Description

At distribution points, multi-fiber cables need to have the individual fibers or cable elements separated and protected by a management system. The cable strength member has to be terminated and anchored to prevent damage to the fibers from cable movement or pull out.

The Optical Fiber Cable Breakout Unit affords quick, easy and positive arrangements of the fibers or cable elements, which are sheathed in OFBLT to give permanent protection. Assembly of tubes is made easy by a simple "lay through" design, no threading is required.

The strength member retainer is simply inserted over the terminated cable as shown and clamps both the cable and the breakout unit to the jointing chassis.

A secure fiber management system that minimizes installation time and maximizes fiber integrity and security. Once installed, it can be left with total peace of mind.

For further protection, a gland box is available.

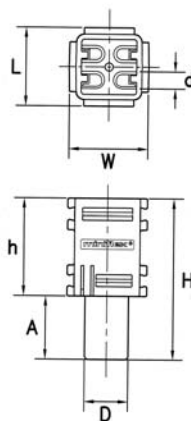
| Miniflex technology manufactured by Richco - Patented | | | | | | | |
|---|-----------------------|-----------|-------------|------------|-------------|-------------|-----------|
| Material: Flame Retardant Nylon, RMS-19 (UL 94V0); Bolt: Stainless Steel • Color: Black | | | | | | | |
| Part No. | Standard Pack: 10/bag | | | | | | |
| | "d1" | "d2" | "D" | "H" | "L" | "X" | "Y" |
| OFCBU-24-05-19BLK | .20 (5.0) | .19 (4.7) | 1.73 (44.0) | .63 (16.0) | 1.93 (49.0) | 1.73 (44.0) | .31 (8.0) |

OFM Optical Fiber Manifold



Features

- Ability to stack
- Tube retention: >100N
- For OFM Crimp Rings (For terminating GRP strength members) order: OFM-CR
- For a Development Kit containing all adapters, order: OFM-4-05-19BLK
- Gland box also available (see above picture); use part number: OFM-04-PG16BLK



Description

The 1 into 4 Optical Fiber Manifold enables small multiple fiber cables with aramid and similar strength reinforcement or central GRP strength member to be mechanically and securely terminated. OFBLT at the output ports gives full radius control and crush protection while still allowing an easy to route fiber "lay-through" design. OFBLT can also be used at the input port

| Part No. | "D" | "h" | "A" | "d" | "H" | "L" | "W" |
|------------|------------|-------------|------------|-----------|-------------|-------------|-------------|
| OFM series | .51 (13.0) | 1.14 (29.0) | .73 (18.5) | .20 (5.0) | 1.87 (47.5) | 0.91 (23.0) | 0.91 (23.0) |

| Miniflex technology manufactured by Richco - Patented | | |
|---|--------------------------------|---------------|
| Material: Flame Retardant Nylon, RMS-19 (UL 94V0); Color: Black | | |
| Part No. | Standard Pack: 10/bag | |
| | Incoming Cable Size Diameter | Adapter Color |
| OFM-C-1-05-19BLK | .098 - .138 (2.5 - 3.5) | Black |
| OFM-C-2-05-19BLK | .118 - .157 (3.0 - 4.0) | Blue |
| OFM-C-3-05-19BLK | .161 - .197 (4.1 - 5.0) | Brown |
| OFM-C-4-05-19BLK | .201 - .236 (5.1 - 6.0) | Green |
| OFM-C-5-05-19BLK | .240 - .276 (6.1 - 7.0) | Red |
| OFM-C-6-05-19BLK | .280 - .335 (7.1 - 8.5) | Black Rubber |
| OFM-C-7-05-19BLK | .335 - .425 (8.5 - 10.8) | Black Rubber |
| OFM-T-05-19BLK | .197 (5.0) OFBLT | Split Black |
| OFM-T-635-19BLK | .197 - .250 (5.0 - 6.35) OFBLT | Split Blue |