

阅读申明

- 1.本站收集的数据手册和产品资料都来自互联网，版权归原作者所有。如读者和版权方有任何异议请及时告之，我们将妥善解决。
- 2.本站提供的中文数据手册是英文数据手册的中文翻译，其目的是协助用户阅读，该译文无法自动跟随原稿更新，同时也可能存在翻译上的不当。建议读者以英文原稿为参考以便获得更精准的信息。
- 3.本站提供的产品资料，来自厂商的技术支持或者使用者的心得体会等，其内容可能存在描述上的差异，建议读者做出适当判断。
- 4.如需与我们联系，请发邮件到marketing@iczoom.com，主题请标有“数据手册”字样。

Read Statement

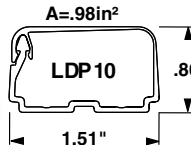
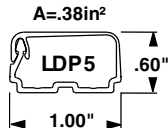
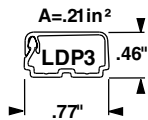
1. The datasheets and other product information on the site are all from network reference or other public materials, and the copyright belongs to the original author and original published source. If readers and copyright owners have any objections, please contact us and we will deal with it in a timely manner.
2. The Chinese datasheets provided on the website is a Chinese translation of the English datasheets. Its purpose is for reader's learning exchange only and do not involve commercial purposes. The translation cannot be automatically updated with the original manuscript, and there may also be improper translations. Readers are advised to use the English manuscript as a reference for more accurate information.
3. All product information provided on the website refer to solutions from manufacturers' technical support or users the contents may have differences in description, and readers are advised to take the original article as the standard.
4. If you have any questions, please contact us at marketing@iczoom.com and mark the subject with "Datasheets" .

PAN-WAY™ Type LDP Surface Raceway

PAN-WAY Type LDP Surface Raceway is a single channel raceway designed to route, protect and conceal data, voice, video, fiber-optic or power cabling.

Type LDP Raceway Benefits:

- Power rated to 600V (UL), 300V (CSA). Meets **New! UL5A** and CSA 22.2 No. 62-93 standards
- Extremely tamper resistant latch for School & University applications
- One-piece hinged design allows cables to be laid in
- Factory applied adhesive backing speeds installation
- **NEW!** Now FT-4 Rated for Canada



Part Number	Std. Ctn. Qty.	Part Number	Std. Ctn. Qty.	Colors ¹
8 ft. lengths		10 ft. lengths		
LDP3—Surface Raceway				
LDP3IW8-A	160ft.	LDP3IW10-A	200ft.	Off White
LDP5—Surface Raceway				
LDP5IW8-A	160ft.	LDP5IW10-A	200ft.	Off White
LDP10—Surface Raceway				
LDP10IW8-A	160ft.	LDP10IW10-A	200ft.	Off White

Tamper resistant one-piece latching surface raceway. Supplied with pre-applied adhesive backed tape.

NOTE: LDP Raceway requires screw mounting if it is being used for power cabling applications.
¹ All parts listed in Off White (IW) color. To order other colors substitute EI (Electric Ivory), IG (Light Gray), WH (White), and BR (Brown). Contact factory for details.

ORDERING INFORMATION
 Order number of feet required, in multiples of Standard Length Increment.
 See [page C14-C15](#) for fittings

LD/LDP/LD2P Raceway Installation Tool



Part Number	Description	Std. Pkg. Qty.	Std. Ctn. Qty.
LDP Raceway Installation Tool			
LDW3-V	Optional installation tool for use with Type LD3/LDP3 raceways.	Serves as guide for drill bit in screw mount applications. Holds LD/LDP/LD2P raceway cover open during installation	5 pcs.
LDW5-V	Optional installation tool for use with Type LD5/LDP5 raceways.		50 pcs.
LDW10-V	Optional installation tool for use with Type LD10/LDP10/LD2P10 raceways.		50 pcs.

ORDERING INFORMATION:
 Order number of pieces required, in multiples of Standard Package.

Optional Mounting Method



Raceway mounts easily to smooth, clean interior surfaces, however, not all surfaces are suitable for adhesive mounting. In these applications, use the foam tape as a temporary mounting means. Insert the raceway installation tool to facilitate screw installation.