# 阅读申明

1.本站收集的数据手册和产品资料都来自互联网，版权归原作者所有。如读者和版权方有任何异议请及时告之，我们将妥善解决。
2.本站提供的中文数据手册是英文数据手册的中文翻译，其目的是协助用户阅读，该译文无法自动跟随原稿更新，同时也可能存在翻译上的不当。建议读者以英文原稿为参考以便获得更精准的信息。
3.本站提供的产品资料，来自厂商的技术支持或者使用者的心得体会等，其内容可能存在描叙上的差异，建议读者做出适当判断。
4.如需与我们联系，请发邮件到marketing@iczoom.com，主题请标有“数据手册”字样。

# Read Statement

1. The datasheets and other product information on the site are all from network reference or other public materials, and the copyright belongs to the original author and original published source. If readers and copyright owners have any objections, please contact us and we will deal with it in a timely manner.

2. The Chinese datasheets provided on the website is a Chinese translation of the English datasheets. Its purpose is for reader’s learning exchange only and do not involve commercial purposes. The translation cannot be automatically updated with the original manuscript, and there may also be improper translations. Readers are advised to use the English manuscript as a reference for more accurate information.

3. All product information provided on the website refer to solutions from manufacturers’ technical support or users the contents may have differences in description, and readers are advised to take the original article as the standard.

4. If you have any questions, please contact us at marketing@iczoom.com and mark the subject with “Datasheets”.

Downloaded from www.iczoom.com

# High Voltage Ceramic Disc Capacitors (Low loss type)

Series: **KGE Char. SL/GP, 1 kVDC to 3 kVDC**
Series: **HT-KB Char. B/Y5P, 500 VDC**
Series: **KBP Char. B/Y5P, 1 kVDC to 3 kVDC**
Series: **HT-KC Char. C/Y5S, 500 VDC**
Series: **KRP Char. R/Y5R 1 kVDC to 3 kVDC**



## ■ Features

- Wide operating temperature:–25 to 105 ˚C or –25 to 125 ˚C
- Improved "Voltage vs.Temperature Rise" achieved through low loss ceramic dielectric material.
- Flame-retardant insulating coating applied
- Easy mounting achieved through kinked Lead and Radial Taping

## ■ Recommended Applications

- Snubber circuit of switching power supply
- Horizontal resonance circuit of TV and CRT display
- Inverter type lighting apparatus
- Ballast circuit of LCD backlighting inverter (For series KGE)
- Others High voltage pulse and DC circuits

## ■ Explanation of Part Numbers

| E | C | K | N | 3 | A | 1 | 0 | 2 | K | B | P | Examples |
|---|---|---|---|---|---|---|---|---|---|---|---|---|

| Product Code | |
|---|---|
| Code | Class |
| ECC | Class 1 |
| ECK | Class 2 |

| Lead Style | |
|---|---|
| Code | Style |
| A | Kinked Lead Bulk |
| N | Kinked Lead Taped |
| D * | Straight Lead Bulk |
| Z * | Straight Lead Taped |
| R * | Crimped Lead Taped |

| Rated Voltage | |
|---|---|
| Code | Rated Volt. |
| HT | 500 VDC |
| 3A | 1 kVDC |
| 3D | 2 kVDC |
| 3F | 3 kVDC |

| Nominal Capacitance | |
|---|---|
| Ex. | Cap. |
| 470 | 47 pF |
| 101 | 100 pF |
| 102 | 1000 pF |
| 222 | 2200 pF |
| 472 | 4700 pF |

| Cap. Tolerance | |
|---|---|
| Code | Cap. Tol. |
| J | ±5 % |
| K | ±10 % |
| M | ±20 % |

| Temp. Char. | |
|---|---|
| Code | Char. |
| G | SL/GP |
| B | B/Y5P |
| R | R/Y5R |
| C | C/Y5S |

Suffix

*:These code are not standard style

## ■ Specifications

| Characteristic | Series KGE | Series HT-KB, KBP, HT-KC and KRP |
|---|---|---|
| Operating Temperature Range | –25 to105 ˚C | Series HT-KB:–25 to 105 ˚C<br>Series KBP, HT-KC and KRP:–25 to 125 ˚C |
| Rated Voltage | 1 to 3 kVDC | 500 VDC to 3 kVDC |
| Dielectric Withstanding Voltage | 200 % of Rated Voltage for 1 to 5 seconds | Rated Voltage 500VDC:1250 VDC for 1 to 5 seconds<br>Rated Voltage 1 to 3 kVDC:<br>200 % of Rated Voltage for 1 to 5 seconds |
| Capacitance | Within the specified tolerance, when measured at 1 MHz ± 20 %, 1 to 5 Vrms, and 20 ˚C | Within the specified tolerance, when measured at 1 kHz ± 20 %,1 to 5 Vrms, and 20 ˚C |
| Q or Dissipation Factor (tan$\delta$) | 30 pF or under Q ≧ 400+20 C (C:Cap.pF)<br>over 30 pF Q ≧ 1000<br>at 1 MHz ± 20 %,1 to 5 Vrms. and 20 ˚C | Series HT-KB and KBP:tan$\delta$ ≧ 0.025<br>Series HT-KC :tan$\delta$ ≧ 0.003<br>Series KRP :tan$\delta$ ≧ 0.002<br>at 1 kHz ± 20 %,1 to 5 Vrms. and 20 ˚C |
| Insulation Resistance | 10000 M Ω min.<br>at 500 VDC 1 minute electrification | |
| Temperature Characteristics | Temperature Coefficient:<br>+350 to –1000 ppm/˚C<br>(Temperature Range: 20 to 85˚C) | |

| Series | Temp.Char | max.Cap.Change | Temp. Range |
|---|---|---|---|
| HT-KB | B/Y5P | ±10 % | –25 to 85 ˚C |
| KBP | B/Y5P | ±10 % | –25 to 85 ˚C |
| HT-KC | C/Y5S | ±20 % | –25 to 85 ˚C |
| KRP | R/Y5R | ±15 % | –25 to 85 ˚C |

Design and specifications are subject to change without notice. Ask factory for technical specifications before purchase and/or use.
Whenever a doubt about safety arises from this product, please contact us immediately for technical consultation.

## ■ Dimensions in mm (not to scale)

Standard lead style are kinked Lead and Kinked Lead Taping as below.
As usual style as Straight Lead, Straight Lead Taping and Crimped Lead Taping are available on special order.

● Kinked Lead Type

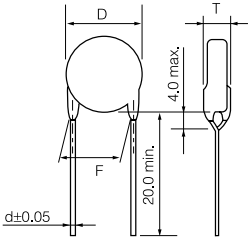


Note:Tolerance of Lead Space

| Dim. F (Nominal) | Tolerance of Dim. F |
|---|---|
| 5.0 | ±1.0 |
| 7.5 | ±1.5 |
| 10.0 | ±1.5 |

● Straight Lead Type (For reference)

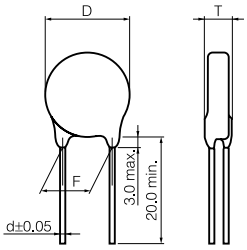


● Kinked Lead Taping

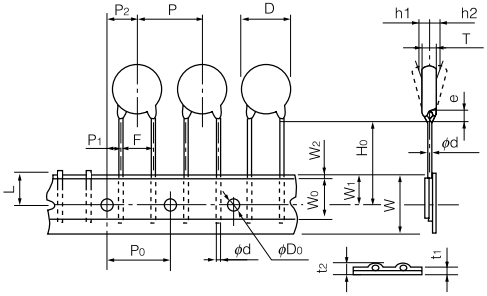


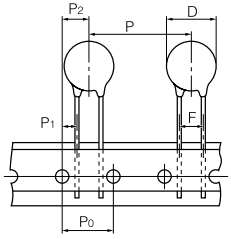


| Symbol \ Taping Type | N0 | N1 | N2 |
|---|---|---|---|
| P | 12.7±1.0 | 15.0±2.0 | 30.0±2.0 |
| $P_0$ | 12.7±0.3 | 15.0±0.3 | 15.0±0.3 |
| F | 5.0±0.8 | 7.5±1.0 | 7.5±1.0 |
| $P_1$ | 3.85±0.70 | 3.75±0.80 | 3.75±0.80 |
| $P_2$ | 6.35±1.30 | 7.5±1.5 | 7.5±1.5 |
| D | To comply with each individual specification | | |
| W | $18.0^{+1.0}_{-0.5}$ | | |
| $W_0$ | 10.0 min. | | |
| $W_1$ | 9.0±0.5 | | |
| $W_2$ | 3.0 max. | | |
| $H_0$ | $18.0^{+2.0}_{0}$ | | |
| e | 4.0 max. | | |
| $\phi D_0$ | 4.0±0.2 | | |
| $\phi d$ | 0.60±0.05 | 0.65±0.05 | |
| $t_1$ | 0.6±0.3 | | |
| $t_2$ | 1.5 max. | | |
| T | To comply with each individual specification | | |
| $\Delta h_1$, $\Delta h_2$ | 2.0 max. | | |
| L | 11.0 max. | | |

Same dimensions as Type N0, N1 except for special dimensions.

Design and specifications are subject to change without notice. Ask factory for technical specifications before purchase and/or use.
Whenever a doubt about safety arises from this product, please contact us immediately for technical consultation.

## ■ Rated Voltage and Capacitance Range

| Series Name | Temp. Char. | Rated Voltage | Capacitance Range in pF (10 – 100 – 1000 – 10000) | Typical Applications |
|---|---|---|---|---|
| Series KGE | SL/GP | 1 kVDC | 470 | Ballast circuit of LCD backlighting inverter |
| | | 2 kVDC | 220 | |
| | | 3 kVDC | 150 | Snubber circuit of switching power supply |
| Series HT-KB | B/Y5P | 500 VDC | 4700 | Snubber circuit of switching power supply |
| Series KBP | B/Y5P | 1 kVDC | 5600 | Horizontal resonance circuit of TV and CRT display |
| | | 2 kVDC | 5600 | |
| | | 3 kVDC | 2700 | |
| NEW Series HT-KC | C/Y5S | 500 VDC | 4700 | Snubber circuit of switching power supply |
| NEW Series KRP | R/Y5R | 1 kVDC | 4700 | |
| | | 2 kVDC | 4700 | |
| | | 3 kVDC | 2200 | |

## ■ Dimensions "D" (Body Diameter)

unit : mm

| Cap. | KGE | | | HT-KB | KBP | | | HT-KC | KRP | | |
|---|---|---|---|---|---|---|---|---|---|---|---|
| in pF | 1 kV | 2 kV | 3 kV | 500 V | 1 kV | 2 kV | 3 kV | 500 V | 1 kV | 2 kV | 3 kV |
| 12 to 39 | 6.0 | 7.0 | 7.0 | | | | | | | | |
| 47 | 6.0 | 7.0 | 7.0 | | | | | | | | |
| 56 | 6.0 | 7.0 | 8.0 | | | | | | | | |
| 68 | 6.0 | 7.0 | 8.0 | | | | | | | | |
| 82 | 6.0 | 7.0 | 9.0 | | | | | | | | |
| 100 | 7.0 | 8.0 | 10.0 | 6.0 | 6.0 | 7.0 | 7.5 | 6.0 | 6.0 | 7.0 | 7.5 |
| 120 | 7.0 | 8.0 | 10.0 | 6.0 | 6.0 | 7.0 | 7.5 | 6.0 | 6.0 | 7.0 | 7.5 |
| 150 | 8.0 | 9.0 | 11.0 | 6.0 | 6.0 | 7.0 | 7.5 | 6.0 | 6.0 | 7.0 | 7.5 |
| 180 | 8.0 | 10.0 | | 6.0 | 6.0 | 7.0 | 7.5 | 6.0 | 6.0 | 7.0 | 7.5 |
| 220 | 9.0 | 10.0 | | 6.0 | 6.0 | 7.0 | 7.5 | 6.0 | 6.0 | 7.0 | 8.0 |
| 270 | 9.0 | | | 6.0 | 6.0 | 7.0 | 7.5 | 6.0 | 6.0 | 7.0 | 8.0 |
| 330 | 11.0 | | | 6.0 | 6.0 | 7.0 | 8.0 | 6.0 | 6.0 | 7.5 | 8.5 |
| 390 | 11.0 | | | 6.0 | 6.0 | 7.0 | 9.0 | 6.0 | 7.0 | 7.5 | 9.5 |
| 470 | 13.0 | | | 6.0 | 6.0 | 7.5 | 9.5 | 6.0 | 7.0 | 9.0 | 9.5 |
| 560 | | | | 6.0 | 7.0 | 8.0 | 10.0 | 7.0 | 7.0 | 9.0 | 10.5 |
| 680 | | | | 7.0 | 7.0 | 9.0 | 11.0 | 7.0 | 7.5 | 10.0 | 10.5 |
| 820 | | | | 7.0 | 7.5 | 9.0 | 11.0 | 7.0 | 7.5 | 10.0 | 12.5 |
| 1000 | | | | 7.0 | 9.0 | 10.0 | 12.5 | 7.0 | 9.0 | 12.0 | 12.5 |
| 1200 | | | | 8.5 | 9.0 | 10.5 | 14.5 | 8.5 | 9.0 | 12.0 | 14.5 |
| 1500 | | | | 8.5 | 9.5 | 12.0 | 14.5 | 8.5 | 10.5 | 12.0 | 14.5 |
| 1800 | | | | 10.0 | 12.0 | 12.5 | 16.0 | 10.0 | 10.5 | 14.0 | 16.5 |
| 2200 | | | | 10.0 | 12.0 | 14.0 | 17.0 | 10.0 | 11.5 | 16.0 | 17.0 |
| 2700 | | | | 10.0 | 13.5 | 16.0 | 18.5 | 11.0 | 13.0 | 16.0 | |
| 3300 | | | | 11.0 | 13.5 | 17.0 | | 13.0 | 13.0 | 19.0 | |
| 3900 | | | | 13.0 | 15.5 | 18.0 | | 13.0 | 14.0 | 20.0 | |
| 4700 | | | | 13.0 | 15.5 | 25.0 | | 14.0 | 16.5 | 21.0 | |
| 5600 | | | | | 17.0 | 25.0 | | | | | |

Design and specifications are subject to change without notice. Ask factory for technical specifications before purchase and/or use.
Whenever a doubt about safety arises from this product, please contact us immediately for technical consultation.

## ■ Rating and Characteristics

● Series KGE (Class 1, Temp. Char. SL/GP, 1 kVDC to 3 kVDC)

| Rated Volt. | Cap. in pF | Capacitance Tolerance (%) | Dimensions in mm D max. | Dimensions in mm T max. | Kinked Lead Type (Bulk) Part Number | Dimensions in mm F | Dimensions in mm d | Kinked Lead Taping Type Part Number | Taped Type | Dimensions in mm F | Dimensions in mm d |
|---|---|---|---|---|---|---|---|---|---|---|---|
| 1 kVDC | 12 | ±5 or ±10 | 6.0 | 5.0 | ECCA3A120□GE | 5.0 | 0.60 | ECCN3A120□GE | N0 | 5.0 | 0.60 |
| | 15 | ±5 or ±10 | 6.0 | 5.0 | ECCA3A150□GE | 5.0 | 0.60 | ECCN3A150□GE | N0 | 5.0 | 0.60 |
| | 18 | ±5 or ±10 | 6.0 | 5.0 | ECCA3A180□GE | 5.0 | 0.60 | ECCN3A180□GE | N0 | 5.0 | 0.60 |
| | 22 | ±5 or ±10 | 6.0 | 5.0 | ECCA3A220□GE | 5.0 | 0.60 | ECCN3A220□GE | N0 | 5.0 | 0.60 |
| | 27 | ±5 or ±10 | 6.0 | 5.0 | ECCA3A270□GE | 5.0 | 0.60 | ECCN3A270□GE | N0 | 5.0 | 0.60 |
| | 33 | ±5 or ±10 | 6.0 | 5.0 | ECCA3A330□GE | 5.0 | 0.60 | ECCN3A330□GE | N0 | 5.0 | 0.60 |
| | 39 | ±5 or ±10 | 6.0 | 5.0 | ECCA3A390□GE | 5.0 | 0.60 | ECCN3A390□GE | N0 | 5.0 | 0.60 |
| | 47 | ±5 or ±10 | 6.0 | 5.0 | ECCA3A470□GE | 5.0 | 0.60 | ECCN3A470□GE | N0 | 5.0 | 0.60 |
| | 56 | ±5 or ±10 | 6.0 | 5.0 | ECCA3A560□GE | 5.0 | 0.60 | ECCN3A560□GE | N0 | 5.0 | 0.60 |
| | 68 | ±5 or ±10 | 6.0 | 5.0 | ECCA3A680□GE | 5.0 | 0.60 | ECCN3A680□GE | N0 | 5.0 | 0.60 |
| | 82 | ±5 or ±10 | 6.0 | 5.0 | ECCA3A820□GE | 5.0 | 0.60 | ECCN3A820□GE | N0 | 5.0 | 0.60 |
| | 100 | ±5 or ±10 | 7.0 | 5.0 | ECCA3A101□GE | 5.0 | 0.60 | ECCN3A101□GE | N0 | 5.0 | 0.60 |
| | 120 | ±5 or ±10 | 7.0 | 5.0 | ECCA3A121□GE | 5.0 | 0.60 | ECCN3A121□GE | N0 | 5.0 | 0.60 |
| | 150 | ±5 or ±10 | 8.0 | 5.0 | ECCA3A151□GE | 5.0 | 0.60 | ECCN3A151□GE | N0 | 5.0 | 0.60 |
| | 180 | ±5 or ±10 | 8.0 | 5.0 | ECCA3A181□GE | 5.0 | 0.60 | ECCN3A181□GE | N0 | 5.0 | 0.60 |
| | 220 | ±5 or ±10 | 9.0 | 5.0 | ECCA3A221□GE | 5.0 | 0.60 | ECCN3A221□GE | N0 | 5.0 | 0.60 |
| | 270 | ±5 or ±10 | 9.0 | 5.0 | ECCA3A271□GE | 5.0 | 0.60 | ECCN3A271□GE | N0 | 5.0 | 0.60 |
| | 330 | ±5 or ±10 | 11.0 | 5.0 | ECCA3A331□GE | 5.0 | 0.60 | ECCN3A331□GE | N0 | 5.0 | 0.60 |
| | 390 | ±5 or ±10 | 11.0 | 5.0 | ECCA3A391□GE | 5.0 | 0.60 | ECCN3A391□GE | N0 | 5.0 | 0.60 |
| | 470 | ±5 or ±10 | 13.0 | 5.0 | ECCA3A471□GE | 7.5 | 0.65 | ECCN3A471□GE | N1 | 7.5 | 0.65 |
| 2 kVDC | 12 | ±5 or ±10 | 7.0 | 5.5 | ECCA3D120□GE | 7.5 | 0.65 | ECCN3D120□GE | N1 | 7.5 | 0.65 |
| | 15 | ±5 or ±10 | 7.0 | 5.5 | ECCA3D150□GE | 7.5 | 0.65 | ECCN3D150□GE | N1 | 7.5 | 0.65 |
| | 18 | ±5 or ±10 | 7.0 | 5.5 | ECCA3D180□GE | 7.5 | 0.65 | ECCN3D180□GE | N1 | 7.5 | 0.65 |
| | 22 | ±5 or ±10 | 7.0 | 5.5 | ECCA3D220□GE | 7.5 | 0.65 | ECCN3D220□GE | N1 | 7.5 | 0.65 |
| | 27 | ±5 or ±10 | 7.0 | 5.5 | ECCA3D270□GE | 7.5 | 0.65 | ECCN3D270□GE | N1 | 7.5 | 0.65 |
| | 33 | ±5 or ±10 | 7.0 | 5.5 | ECCA3D330□GE | 7.5 | 0.65 | ECCN3D330□GE | N1 | 7.5 | 0.65 |
| | 39 | ±5 or ±10 | 7.0 | 5.5 | ECCA3D390□GE | 7.5 | 0.65 | ECCN3D390□GE | N1 | 7.5 | 0.65 |
| | 47 | ±5 or ±10 | 7.0 | 5.5 | ECCA3D470□GE | 7.5 | 0.65 | ECCN3D470□GE | N1 | 7.5 | 0.65 |
| | 56 | ±5 or ±10 | 7.0 | 5.5 | ECCA3D560□GE | 7.5 | 0.65 | ECCN3D560□GE | N1 | 7.5 | 0.65 |
| | 68 | ±5 or ±10 | 7.0 | 5.5 | ECCA3D680□GE | 7.5 | 0.65 | ECCN3D680□GE | N1 | 7.5 | 0.65 |
| | 82 | ±5 or ±10 | 7.0 | 5.5 | ECCA3D820□GE | 7.5 | 0.65 | ECCN3D820□GE | N1 | 7.5 | 0.65 |
| | 100 | ±5 or ±10 | 8.0 | 5.5 | ECCA3D101□GE | 7.5 | 0.65 | ECCN3D101□GE | N1 | 7.5 | 0.65 |
| | 120 | ±5 or ±10 | 8.0 | 5.5 | ECCA3D121□GE | 7.5 | 0.65 | ECCN3D121□GE | N1 | 7.5 | 0.65 |
| | 150 | ±5 or ±10 | 9.0 | 5.5 | ECCA3D151□GE | 7.5 | 0.65 | ECCN3D151□GE | N1 | 7.5 | 0.65 |
| | 180 | ±5 or ±10 | 10.0 | 5.5 | ECCA3D181□GE | 7.5 | 0.65 | ECCN3D181□GE | N1 | 7.5 | 0.65 |
| | 220 | ±5 or ±10 | 10.0 | 5.5 | ECCA3D221□GE | 7.5 | 0.65 | ECCN3D221□GE | N1 | 7.5 | 0.65 |
| 3 kVDC | 12 | ±5 or ±10 | 7.0 | 6.0 | ECCA3F120□GE | 7.5 | 0.65 | ECCN3F120□GE | N1 | 7.5 | 0.65 |
| | 15 | ±5 or ±10 | 7.0 | 6.0 | ECCA3F150□GE | 7.5 | 0.65 | ECCN3F150□GE | N1 | 7.5 | 0.65 |
| | 18 | ±5 or ±10 | 7.0 | 6.0 | ECCA3F180□GE | 7.5 | 0.65 | ECCN3F180□GE | N1 | 7.5 | 0.65 |
| | 22 | ±5 or ±10 | 7.0 | 6.0 | ECCA3F220□GE | 7.5 | 0.65 | ECCN3F220□GE | N1 | 7.5 | 0.65 |
| | 27 | ±5 or ±10 | 7.0 | 6.0 | ECCA3F270□GE | 7.5 | 0.65 | ECCN3F270□GE | N1 | 7.5 | 0.65 |
| | 33 | ±5 or ±10 | 7.0 | 6.0 | ECCA3F330□GE | 7.5 | 0.65 | ECCN3F330□GE | N1 | 7.5 | 0.65 |
| | 39 | ±5 or ±10 | 7.0 | 6.0 | ECCA3F390□GE | 7.5 | 0.65 | ECCN3F390□GE | N1 | 7.5 | 0.65 |
| | 47 | ±5 or ±10 | 7.0 | 6.0 | ECCA3F470□GE | 7.5 | 0.65 | ECCN3F470□GE | N1 | 7.5 | 0.65 |
| | 56 | ±5 or ±10 | 8.0 | 6.0 | ECCA3F560□GE | 7.5 | 0.65 | ECCN3F560□GE | N1 | 7.5 | 0.65 |
| | 68 | ±5 or ±10 | 8.0 | 6.0 | ECCA3F680□GE | 7.5 | 0.65 | ECCN3F680□GE | N1 | 7.5 | 0.65 |
| | 82 | ±5 or ±10 | 9.0 | 6.0 | ECCA3F820□GE | 7.5 | 0.65 | ECCN3F820□GE | N1 | 7.5 | 0.65 |
| | 100 | ±5 or ±10 | 10.0 | 6.0 | ECCA3F101□GE | 7.5 | 0.65 | ECCN3F101□GE | N1 | 7.5 | 0.65 |
| | 120 | ±5 or ±10 | 10.0 | 6.0 | ECCA3F121□GE | 7.5 | 0.65 | ECCN3F121□GE | N1 | 7.5 | 0.65 |
| | 150 | ±5 or ±10 | 11.0 | 6.0 | ECCA3F151□GE | 7.5 | 0.65 | ECCN3F151□GE | N1 | 7.5 | 0.65 |

Note:Lead spacing (Dim. F) of 5.0 mm is available for rated voltage 2 kVDC and 3 kVDC capacitors that are 11.0 mm or less in the body diameter (Dim. D) on special order.

Design and specifications are subject to change without notice. Ask factory for technical specifications before purchase and/or use.
Whenever a doubt about safety arises from this product, please contact us immediately for technical consultation.

## ■ Rating and Characteristics

● Series HT-KB (Class 2, Temp. Char. B/Y5P, 500 VDC)

| Rated Volt. | Cap. in pF | Cap. Tol. (%) | Dimensions in mm D max. | Dimensions in mm T max. | Kinked Lead Type (Bulk) Part Number | Dimensions in mm F | Dimensions in mm d | Kinked Lead Taping Type Part Number | Taped Type | Dimensions in mm F | Dimensions in mm d |
|---|---|---|---|---|---|---|---|---|---|---|---|
| 500 VDC | 100 | ±10 | 6.0 | 4.0 | ECKAHT101KB | 5.0 | 0.60 | ECKNHT101KB | N0 | 5.0 | 0.60 |
| | 120 | ±10 | 6.0 | 4.0 | ECKAHT121KB | 5.0 | 0.60 | ECKNHT121KB | N0 | 5.0 | 0.60 |
| | 150 | ±10 | 6.0 | 4.0 | ECKAHT151KB | 5.0 | 0.60 | ECKNHT151KB | N0 | 5.0 | 0.60 |
| | 180 | ±10 | 6.0 | 4.0 | ECKAHT181KB | 5.0 | 0.60 | ECKNHT181KB | N0 | 5.0 | 0.60 |
| | 220 | ±10 | 6.0 | 4.0 | ECKAHT221KB | 5.0 | 0.60 | ECKNHT221KB | N0 | 5.0 | 0.60 |
| | 270 | ±10 | 6.0 | 4.0 | ECKAHT271KB | 5.0 | 0.60 | ECKNHT271KB | N0 | 5.0 | 0.60 |
| | 330 | ±10 | 6.0 | 4.0 | ECKAHT331KB | 5.0 | 0.60 | ECKNHT331KB | N0 | 5.0 | 0.60 |
| | 390 | ±10 | 6.0 | 4.0 | ECKAHT391KB | 5.0 | 0.60 | ECKNHT391KB | N0 | 5.0 | 0.60 |
| | 470 | ±10 | 6.0 | 4.0 | ECKAHT471KB | 5.0 | 0.60 | ECKNHT471KB | N0 | 5.0 | 0.60 |
| | 560 | ±10 | 6.0 | 4.0 | ECKAHT561KB | 5.0 | 0.60 | ECKNHT561KB | N0 | 5.0 | 0.60 |
| | 680 | ±10 | 7.0 | 4.0 | ECKAHT681KB | 5.0 | 0.60 | ECKNHT681KB | N0 | 5.0 | 0.60 |
| | 820 | ±10 | 7.0 | 4.0 | ECKAHT821KB | 5.0 | 0.60 | ECKNHT821KB | N0 | 5.0 | 0.60 |
| | 1000 | ±10 | 7.0 | 4.0 | ECKAHT102KB | 5.0 | 0.60 | ECKNHT102KB | N0 | 5.0 | 0.60 |
| | 1200 | ±10 | 8.5 | 4.0 | ECKAHT122KB | 5.0 | 0.60 | ECKNHT122KB | N0 | 5.0 | 0.60 |
| | 1500 | ±10 | 8.5 | 4.0 | ECKAHT152KB | 5.0 | 0.60 | ECKNHT152KB | N0 | 5.0 | 0.60 |
| | 1800 | ±10 | 10.0 | 4.0 | ECKAHT182KB | 5.0 | 0.60 | ECKNHT182KB | N0 | 5.0 | 0.60 |
| | 2200 | ±10 | 10.0 | 4.0 | ECKAHT222KB | 5.0 | 0.60 | ECKNHT222KB | N0 | 5.0 | 0.60 |
| | 2700 | ±10 | 10.0 | 4.0 | ECKAHT272KB | 5.0 | 0.60 | ECKNHT272KB | N0 | 5.0 | 0.60 |
| | 3300 | ±10 | 11.0 | 4.0 | ECKAHT332KB | 5.0 | 0.60 | ECKNHT332KB | N0 | 5.0 | 0.60 |
| | 3900 | ±10 | 13.0 | 4.0 | ECKAHT392KB | 10.0 | 0.65 | ECKNHT392KB | N1 | 7.5 | 0.65 |
| | 4700 | ±10 | 13.0 | 4.0 | ECKAHT472KB | 10.0 | 0.65 | ECKNHT472KB | N1 | 7.5 | 0.65 |

● Series KBP (Class 2, Temp. Char. B/Y5P, 1 to 3 kVDC)

| Rated Volt. | Cap. in pF | Cap. Tol. (%) | Dimensions in mm D max. | Dimensions in mm T max. | Kinked Lead Type (Bulk) Part Number | Dimensions in mm F | Dimensions in mm d | Kinked Lead Taping Type Part Number | Taped Type | Dimensions in mm F | Dimensions in mm d |
|---|---|---|---|---|---|---|---|---|---|---|---|
| 1 kVDC | 100 | ±10 | 6.0 | 4.5 | ECKA3A101KBP | 5.0 | 0.60 | ECKN3A101KBP | N0 | 5.0 | 0.60 |
| | 120 | ±10 | 6.0 | 4.5 | ECKA3A121KBP | 5.0 | 0.60 | ECKN3A121KBP | N0 | 5.0 | 0.60 |
| | 150 | ±10 | 6.0 | 4.5 | ECKA3A151KBP | 5.0 | 0.60 | ECKN34151KBP | N0 | 5.0 | 0.60 |
| | 180 | ±10 | 6.0 | 4.5 | ECKA3A181KBP | 5.0 | 0.60 | ECKN3A181KBP | N0 | 5.0 | 0.60 |
| | 220 | ±10 | 6.0 | 4.5 | ECKA3A221KBP | 5.0 | 0.60 | ECKN3A221KBP | N0 | 5.0 | 0.60 |
| | 270 | ±10 | 6.0 | 4.5 | ECKA3A271KBP | 5.0 | 0.60 | ECKN3A271KBP | N0 | 5.0 | 0.60 |
| | 330 | ±10 | 6.0 | 4.5 | ECKA3A331KBP | 5.0 | 0.60 | ECKN3A331KBP | N0 | 5.0 | 0.60 |
| | 390 | ±10 | 6.0 | 4.5 | ECKA3A391KBP | 5.0 | 0.60 | ECKN3A391KBP | N0 | 5.0 | 0.60 |
| | 470 | ±10 | 6.0 | 4.5 | ECKA3A471KBP | 5.0 | 0.60 | ECKN3A471KBP | N0 | 5.0 | 0.60 |
| | 560 | ±10 | 7.0 | 4.5 | ECKA3A561KBP | 5.0 | 0.60 | ECKN3A561KBP | N0 | 5.0 | 0.60 |
| | 680 | ±10 | 7.0 | 4.5 | ECKA3A681KBP | 5.0 | 0.60 | ECKN3A681KBP | N0 | 5.0 | 0.60 |
| | 820 | ±10 | 7.5 | 4.5 | ECKA3A821KBP | 5.0 | 0.60 | ECKN3A821KBP | N0 | 5.0 | 0.60 |
| | 1000 | ±10 | 9.0 | 4.5 | ECKA3A102KBP | 5.0 | 0.60 | ECKN3A102KBP | N0 | 5.0 | 0.60 |
| | 1200 | ±10 | 9.0 | 4.5 | ECKA3A122KBP | 5.0 | 0.60 | ECKN3A122KBP | N0 | 5.0 | 0.60 |
| | 1500 | ±10 | 9.5 | 4.5 | ECKA3A152KBP | 5.0 | 0.60 | ECKN3A152KBP | N0 | 5.0 | 0.60 |
| | 1800 | ±10 | 10.0 | 4.5 | ECKA3A182KBP | 5.0 | 0.60 | ECKN3A182KBP | N0 | 5.0 | 0.60 |
| | 2200 | ±10 | 12.0 | 4.5 | ECKA3A222KBP | 5.0 | 0.60 | ECKN3A222KBP | N0 | 5.0 | 0.60 |
| | 2700 | ±10 | 12.0 | 4.5 | ECKA3A272KBP | 5.0 | 0.60 | ECKN3A272KBP | N0 | 5.0 | 0.60 |
| | 3300 | ±10 | 13.5 | 4.5 | ECKA3A332KBP | 10.0 | 0.65 | ECKN3A332KBP | N1 | 7.5 | 0.65 |
| | 3900 | ±10 | 13.5 | 4.5 | ECKA3A392KBP | 10.0 | 0.65 | ECKN3A392KBP | N1 | 7.5 | 0.65 |
| | 4700 | ±10 | 15.5 | 4.5 | ECKA3A472KBP | 10.0 | 0.65 | ECKN3A472KBP | N2 | 7.5 | 0.65 |
| | 5600 | ±10 | 17.0 | 4.5 | ECKA3A562KBP | 10.0 | 0.65 | ECKN3A562KBP | N2 | 7.5 | 0.65 |

Design and specifications are subject to change without notice. Ask factory for technical specifications before purchase and/or use.
Whenever a doubt about safety arises from this product, please contact us immediately for technical consultation.

## ■ Rating and Characteristics

● Series KBP (Class 2, Temp. Char. B/Y5P, 1 to 3 kVDC) (Continuation)

| Rated Volt. | Cap. in pF | Cap. Tol. (%) | Dimensions in mm D max. | Dimensions in mm T max. | Kinked Lead Type (Bulk) Part Number | Dimensions in mm F | Dimensions in mm d | Kinked Lead Taping Type Part Number | Taped Type | Dimensions in mm F | Dimensions in mm d |
|---|---|---|---|---|---|---|---|---|---|---|---|
| 2 kVDC | 100 | ±10 | 7.0 | 5.0 | ECKA3D101KBP | 7.5 | 0.65 | ECKN3D101KBP | N1 | 7.5 | 0.65 |
| | 120 | ±10 | 7.0 | 5.0 | ECKA3D121KBP | 7.5 | 0.65 | ECKN3D121KBP | N1 | 7.5 | 0.65 |
| | 150 | ±10 | 7.0 | 5.0 | ECKA3D151KBP | 7.5 | 0.65 | ECKN3D151KBP | N1 | 7.5 | 0.65 |
| | 180 | ±10 | 7.0 | 5.0 | ECKA3D181KBP | 7.5 | 0.65 | ECKN3D181KBP | N1 | 7.5 | 0.65 |
| | 220 | ±10 | 7.0 | 5.0 | ECKA3D221KBP | 7.5 | 0.65 | ECKN3D221KBP | N1 | 7.5 | 0.65 |
| | 270 | ±10 | 7.0 | 5.0 | ECKA3D271KBP | 7.5 | 0.65 | ECKN3D271KBP | N1 | 7.5 | 0.65 |
| | 330 | ±10 | 7.0 | 5.0 | ECKA3D331KBP | 7.5 | 0.65 | ECKN3D331KBP | N1 | 7.5 | 0.65 |
| | 390 | ±10 | 7.0 | 5.0 | ECKA3D391KBP | 7.5 | 0.65 | ECKN3D391KBP | N1 | 7.5 | 0.65 |
| | 470 | ±10 | 7.5 | 5.0 | ECKA3D471KBP | 7.5 | 0.65 | ECKN3D471KBP | N1 | 7.5 | 0.65 |
| | 560 | ±10 | 8.0 | 5.0 | ECKA3D561KBP | 7.5 | 0.65 | ECKN3D561KBP | N1 | 7.5 | 0.65 |
| | 680 | ±10 | 9.0 | 5.0 | ECKA3D681KBP | 7.5 | 0.65 | ECKN3D681KBP | N1 | 7.5 | 0.65 |
| | 820 | ±10 | 9.0 | 5.0 | ECKA3D821KBP | 7.5 | 0.65 | ECKN3D821KBP | N1 | 7.5 | 0.65 |
| | 1000 | ±10 | 10.0 | 5.0 | ECKA3D102KBP | 7.5 | 0.65 | ECKN3D102KBP | N1 | 7.5 | 0.65 |
| | 1200 | ±10 | 10.5 | 5.0 | ECKA3D122KBP | 7.5 | 0.65 | ECKN3D122KBP | N1 | 7.5 | 0.65 |
| | 1500 | ±10 | 12.0 | 5.0 | ECKA3D152KBP | 7.5 | 0.65 | ECKN3D152KBP | N1 | 7.5 | 0.65 |
| | 1800 | ±10 | 12.5 | 5.0 | ECKA3D182KBP | 7.5 | 0.65 | ECKN3D182KBP | N1 | 7.5 | 0.65 |
| | 2200 | ±10 | 14.0 | 5.0 | ECKA3D222KBP | 10.0 | 0.65 | ECKN3D222KBP | N2 | 7.5 | 0.65 |
| | 2700 | ±10 | 16.0 | 5.0 | ECKA3D272KBP | 10.0 | 0.65 | ECKN3D272KBP | N2 | 7.5 | 0.65 |
| | 3300 | ±10 | 17.0 | 5.0 | ECKA3D332KBP | 10.0 | 0.65 | ECKN3D332KBP | N2 | 7.5 | 0.65 |
| | 3900 | ±10 | 18.0 | 5.0 | ECKA3D392KBP | 10.0 | 0.65 | ECKN3D392KBP | N2 | 7.5 | 0.65 |
| | 4700 | ±10 | 25.0 | 5.0 | ECKA3D472KBP | 10.0 | 0.65 | —— | — | — | — |
| | 5600 | ±10 | 25.0 | 5.0 | ECKA3D562KBP | 10.0 | 0.65 | —— | — | — | — |
| 3 kVDC | 100 | ±10 | 7.5 | 6.0 | ECKA3F101KBP | 7.5 | 0.65 | ECKN3F101KBP | N1 | 7.5 | 0.65 |
| | 120 | ±10 | 7.5 | 6.0 | ECKA3F121KBP | 7.5 | 0.65 | ECKN3F121KBP | N1 | 7.5 | 0.65 |
| | 150 | ±10 | 7.5 | 6.0 | ECKA3F151KBP | 7.5 | 0.65 | ECKN3F151KBP | N1 | 7.5 | 0.65 |
| | 180 | ±10 | 7.5 | 6.0 | ECKA3F181KBP | 7.5 | 0.65 | ECKN3F181KBP | N1 | 7.5 | 0.65 |
| | 220 | ±10 | 7.5 | 6.0 | ECKA3F221KBP | 7.5 | 0.65 | ECKN3F221KBP | N1 | 7.5 | 0.65 |
| | 270 | ±10 | 7.5 | 6.0 | ECKA3F271KBP | 7.5 | 0.65 | ECKN3F271KBP | N1 | 7.5 | 0.65 |
| | 330 | ±10 | 8.0 | 6.0 | ECKA3F331KBP | 7.5 | 0.65 | ECKN3F331KBP | N1 | 7.5 | 0.65 |
| | 390 | ±10 | 9.0 | 6.0 | ECKA3F391KBP | 7.5 | 0.65 | ECKN3F391KBP | N1 | 7.5 | 0.65 |
| | 470 | ±10 | 9.5 | 6.0 | ECKA3F471KBP | 7.5 | 0.65 | ECKN3F471KBP | N1 | 7.5 | 0.65 |
| | 560 | ±10 | 10.0 | 6.0 | ECKA3F561KBP | 7.5 | 0.65 | ECKN3F561KBF | N1 | 7.5 | 0.65 |
| | 680 | ±10 | 11.0 | 6.0 | ECKA3F681KBP | 7.5 | 0.65 | ECKN3F681KBP | N1 | 7.5 | 0.65 |
| | 820 | ±10 | 11.0 | 6.0 | ECKA3F821KBP | 7.5 | 0.65 | ECKN3F821KBP | N1 | 7.5 | 0.65 |
| | 1000 | ±10 | 12.5 | 6.0 | ECKA3F102KBP | 7.5 | 0.65 | ECKN3F102KBP | N1 | 7.5 | 0.65 |
| | 1200 | ±10 | 14.5 | 6.0 | ECKA3F122KBP | 10.0 | 0.65 | ECKN3F122KBP | N1 | 7.5 | 0.65 |
| | 1500 | ±10 | 14.5 | 6.0 | ECKA3F152KBP | 10.0 | 0.65 | ECKN3F152KBP | N1 | 7.5 | 0.65 |
| | 1800 | ±10 | 16.0 | 6.0 | ECKA3F182KBP | 10.0 | 0.65 | ECKN3F182KBP | N2 | 7.5 | 0.65 |
| | 2200 | ±10 | 17.0 | 6.0 | ECKA3F222KBP | 10.0 | 0.65 | ECKN3F222KBP | N2 | 7.5 | 0.65 |
| | 2700 | ±10 | 18.5 | 6.0 | ECKA3F272KBP | 10.0 | 0.65 | ECKN3F272KBP | N2 | 7.5 | 0.65 |

Note:Lead spacing (Dim. F) of 5.0 mm is available for rated voltage 2 kVDC and 3 kVDC capacitors that are 11.0 mm or less in the body diameter (Dim. D) on special order.

Design and specifications are subject to change without notice. Ask factory for technical specifications before purchase and/or use.
Whenever a doubt about safety arises from this product, please contact us immediately for technical consultation.

## ■ Rating and Characteristics

NEW

● Series HT-KC (Class 2, Temp. Char. C/Y5S, 500 VDC)

| Rated Volt. | Cap. in pF | Cap. Tol. (%) | Dimensions in mm D max. | Dimensions in mm T max. | Kinked Lead Type (Bulk) Part Number | Dimensions in mm F | Dimensions in mm d | Kinked Lead Taping Type Part Number | Taped Type | Dimensions in mm F | Dimensions in mm d |
|---|---|---|---|---|---|---|---|---|---|---|---|
| 500 VDC | 100 | ±10 | 6.0 | 4.0 | ECKAHT101KC | 5.0 | 0.60 | ECKNHT101KC | N0 | 5.0 | 0.60 |
| | 120 | ±10 | 6.0 | 4.0 | ECKAHT121KC | 5.0 | 0.60 | ECKNHT121KC | N0 | 5.0 | 0.60 |
| | 150 | ±10 | 6.0 | 4.0 | ECKAHT151KC | 5.0 | 0.60 | ECKNHT151KC | N0 | 5.0 | 0.60 |
| | 180 | ±10 | 6.0 | 4.0 | ECKAHT181KC | 5.0 | 0.60 | ECKNHT181KC | N0 | 5.0 | 0.60 |
| | 220 | ±10 | 6.0 | 4.0 | ECKAHT221KC | 5.0 | 0.60 | ECKNHT221KC | N0 | 5.0 | 0.60 |
| | 270 | ±10 | 6.0 | 4.0 | ECKAHT271KC | 5.0 | 0.60 | ECKNHT271KC | N0 | 5.0 | 0.60 |
| | 330 | ±10 | 6.0 | 4.0 | ECKAHT331KC | 5.0 | 0.60 | ECKNHT331KC | N0 | 5.0 | 0.60 |
| | 390 | ±10 | 6.0 | 4.0 | ECKAHT391KC | 5.0 | 0.60 | ECKNHT391KC | N0 | 5.0 | 0.60 |
| | 470 | ±10 | 6.0 | 4.0 | ECKAHT471KC | 5.0 | 0.60 | ECKNHT471KC | N0 | 5.0 | 0.60 |
| | 560 | ±10 | 7.0 | 4.0 | ECKAHT561KC | 5.0 | 0.60 | ECKNHT561KC | N0 | 5.0 | 0.60 |
| | 680 | ±10 | 7.0 | 4.0 | ECKAHT681KC | 5.0 | 0.60 | ECKNHT681KC | N0 | 5.0 | 0.60 |
| | 820 | ±10 | 7.0 | 4.0 | ECKAHT821KC | 5.0 | 0.60 | ECKNHT821KC | N0 | 5.0 | 0.60 |
| | 1000 | ±10 | 7.0 | 4.0 | ECKAHT102KC | 5.0 | 0.60 | ECKNHT102KC | N0 | 5.0 | 0.60 |
| | 1200 | ±10 | 8.5 | 4.0 | ECKAHT122KC | 5.0 | 0.60 | ECKNHT122KC | N0 | 5.0 | 0.60 |
| | 1500 | ±10 | 8.5 | 4.0 | ECKAHT152KC | 5.0 | 0.60 | ECKNHT152KC | N0 | 5.0 | 0.60 |
| | 1800 | ±10 | 10.0 | 4.0 | ECKAHT182KC | 5.0 | 0.60 | ECKNHT182KC | N0 | 5.0 | 0.60 |
| | 2200 | ±10 | 10.0 | 4.0 | ECKAHT222KC | 5.0 | 0.60 | ECKNHT222KC | N0 | 5.0 | 0.60 |
| | 2700 | ±10 | 11.0 | 4.0 | ECKAHT272KC | 5.0 | 0.60 | ECKNHT272KC | N0 | 5.0 | 0.60 |
| | 3300 | ±10 | 13.0 | 4.0 | ECKAHT332KC | 7.5 | 0.65 | ECKNHT332KC | N1 | 7.5 | 0.65 |
| | 3900 | ±10 | 13.0 | 4.0 | ECKAHT392KC | 7.5 | 0.65 | ECKNHT392KC | N1 | 7.5 | 0.65 |
| | 4700 | ±10 | 14.0 | 4.0 | ECKAHT472KC | 7.5 | 0.65 | ECKNHT472KC | N1 | 7.5 | 0.65 |

NEW

● Series KRP (Class 2, Temp. Char. R/Y5R, 1 to 3 kVDC)

| Rated Volt. | Cap. in pF | Cap. Tol. (%) | Dimensions in mm D max. | Dimensions in mm T max. | Kinked Lead Type (Bulk) Part Number | Dimensions in mm F | Dimensions in mm d | Kinked Lead Taping Type Part Number | Taped Type | Dimensions in mm F | Dimensions in mm d |
|---|---|---|---|---|---|---|---|---|---|---|---|
| 1 kVDC | 100 | ±10 | 6.0 | 4.5 | ECKA3A101KRP | 5.0 | 0.60 | ECKN3A101KRP | N0 | 5.0 | 0.60 |
| | 120 | ±10 | 6.0 | 4.5 | ECKA3A121KRP | 5.0 | 0.60 | ECKN3A121KRP | N0 | 5.0 | 0.60 |
| | 150 | ±10 | 6.0 | 4.5 | ECKA3A151KRP | 5.0 | 0.60 | ECKN3A151KRP | N0 | 5.0 | 0.60 |
| | 180 | ±10 | 6.0 | 4.5 | ECKA3A181KRP | 5.0 | 0.60 | ECKN3A181KRP | N0 | 5.0 | 0.60 |
| | 220 | ±10 | 6.0 | 4.5 | ECKA3A221KRP | 5.0 | 0.60 | ECKN3A221KRP | N0 | 5.0 | 0.60 |
| | 270 | ±10 | 6.0 | 4.5 | ECKA3A271KRP | 5.0 | 0.60 | ECKN3A271KRP | N0 | 5.0 | 0.60 |
| | 330 | ±10 | 6.0 | 4.5 | ECKA3A331KRP | 5.0 | 0.60 | ECKN3A331KRP | N0 | 5.0 | 0.60 |
| | 390 | ±10 | 7.0 | 4.5 | ECKA3A391KRP | 5.0 | 0.60 | ECKN3A391KRP | N0 | 5.0 | 0.60 |
| | 470 | ±10 | 7.0 | 4.5 | ECKA3A471KRP | 5.0 | 0.60 | ECKN3A471KRP | N0 | 5.0 | 0.60 |
| | 560 | ±10 | 7.0 | 4.5 | ECKA3A561KRP | 5.0 | 0.60 | ECKN3A561KRP | N0 | 5.0 | 0.60 |
| | 680 | ±10 | 7.5 | 4.5 | ECKA3A681KRP | 5.0 | 0.60 | ECKN3A681KRP | N0 | 5.0 | 0.60 |
| | 820 | ±10 | 7.5 | 4.5 | ECKA3A821KRP | 5.0 | 0.60 | ECKN3A821KRP | N0 | 5.0 | 0.60 |
| | 1000 | ±10 | 9.0 | 4.5 | ECKA3A102KRP | 5.0 | 0.60 | ECKN3A102KRP | N0 | 5.0 | 0.60 |
| | 1200 | ±10 | 9.0 | 4.5 | ECKA3A122KRP | 5.0 | 0.60 | ECKN3A122KRP | N0 | 5.0 | 0.60 |
| | 1500 | ±10 | 10.5 | 4.5 | ECKA3A152KRP | 5.0 | 0.60 | ECKN3A152KRP | N0 | 5.0 | 0.60 |
| | 1800 | ±10 | 10.5 | 4.5 | ECKA3A182KRP | 5.0 | 0.60 | ECKN3A182KRP | N0 | 5.0 | 0.60 |
| | 2200 | ±10 | 11.5 | 4.5 | ECKA3A222KRP | 5.0 | 0.60 | ECKN3A222KRP | N0 | 5.0 | 0.60 |
| | 2700 | ±10 | 13.0 | 4.5 | ECKA3A272KRP | 7.5 | 0.65 | ECKN3A272KRP | N1 | 7.5 | 0.65 |
| | 3300 | ±10 | 13.0 | 4.5 | ECKA3A332KRP | 7.5 | 0.65 | ECKN3A332KRP | N1 | 7.5 | 0.65 |
| | 3900 | ±10 | 14.0 | 4.5 | ECKA3A392KRP | 7.5 | 0.65 | ECKN3A392KRP | N1 | 7.5 | 0.65 |
| | 4700 | ±10 | 16.5 | 4.5 | ECKA3A472KRP | 7.5 | 0.65 | ECKN3A472KRP | N1 | 7.5 | 0.65 |

Design and specifications are subject to change without notice. Ask factory for technical specifications before purchase and/or use.
Whenever a doubt about safety arises from this product, please contact us immediately for technical consultation.

## ■ Rating and Characteristics

NEW

● Series KRP (Class 2, Temp. Char. R/Y5R, 1 to 3 kVDC) (Continuation)

| Rated Volt. | Cap. in pF | Cap. Tol. (%) | Dimensions in mm D max. | Dimensions in mm T max. | Kinked Lead Type (Bulk) Part Number | Dimensions in mm F | Dimensions in mm d | Kinked Lead Taping Type Part Number | Taped Type | Dimensions in mm F | Dimensions in mm d |
|---|---|---|---|---|---|---|---|---|---|---|---|
| 2 kVDC | 100 | ±10 | 7.0 | 5.0 | ECKA3D101KRP | 7.5 | 0.65 | ECKN3D101KRP | N1 | 7.5 | 0.65 |
| | 120 | ±10 | 7.0 | 5.0 | ECKA3D121KRP | 7.5 | 0.65 | ECKN3D121KRP | N1 | 7.5 | 0.65 |
| | 150 | ±10 | 7.0 | 5.0 | ECKA3D151KRP | 7.5 | 0.65 | ECKN3D151KRP | N1 | 7.5 | 0.65 |
| | 180 | ±10 | 7.0 | 5.0 | ECKA3D181KRP | 7.5 | 0.65 | ECKN3D181KRP | N1 | 7.5 | 0.65 |
| | 220 | ±10 | 7.0 | 5.0 | ECKA3D221KRP | 7.5 | 0.65 | ECKN3D221KRP | N1 | 7.5 | 0.65 |
| | 270 | ±10 | 7.0 | 5.0 | ECKA3D271KRP | 7.5 | 0.65 | ECKN3D271KRP | N1 | 7.5 | 0.65 |
| | 330 | ±10 | 7.5 | 5.0 | ECKA3D331KRP | 7.5 | 0.65 | ECKN3D331KRP | N1 | 7.5 | 0.65 |
| | 390 | ±10 | 7.5 | 5.0 | ECKA3D391KRP | 7.5 | 0.65 | ECKN3D391KRP | N1 | 7.5 | 0.65 |
| | 470 | ±10 | 9.0 | 5.0 | ECKA3D471KRP | 7.5 | 0.65 | ECKN3D471KRP | N1 | 7.5 | 0.65 |
| | 560 | ±10 | 9.0 | 5.0 | ECKA3D561KRP | 7.5 | 0.65 | ECKN3D561KRP | N1 | 7.5 | 0.65 |
| | 680 | ±10 | 10.0 | 5.0 | ECKA3D681KRP | 7.5 | 0.65 | ECKN3D681KRP | N1 | 7.5 | 0.65 |
| | 820 | ±10 | 10.0 | 5.0 | ECKA3D821KRP | 7.5 | 0.65 | ECKN3D821KRP | N1 | 7.5 | 0.65 |
| | 1000 | ±10 | 12.0 | 5.0 | ECKA3D102KRP | 7.5 | 0.65 | ECKN3D102KRP | N1 | 7.5 | 0.65 |
| | 1200 | ±10 | 12.0 | 5.0 | ECKA3D122KRP | 7.5 | 0.65 | ECKN3D122KRP | N1 | 7.5 | 0.65 |
| | 1500 | ±10 | 12.0 | 5.0 | ECKA3D152KRP | 7.5 | 0.65 | ECKN3D152KRP | N1 | 7.5 | 0.65 |
| | 1800 | ±10 | 14.0 | 5.0 | ECKA3D182KRP | 10.0 | 0.65 | —— | — | — | — |
| | 2200 | ±10 | 16.0 | 5.0 | ECKA3D222KRP | 10.0 | 0.65 | —— | — | — | — |
| | 2700 | ±10 | 16.0 | 5.0 | ECKA3D272KRP | 10.0 | 0.65 | —— | — | — | — |
| | 3300 | ±10 | 19.0 | 5.0 | ECKA3D332KRP | 10.0 | 0.65 | —— | — | — | — |
| | 3900 | ±10 | 20.0 | 5.0 | ECKA3D392KRP | 10.0 | 0.65 | —— | — | — | — |
| | 4700 | ±10 | 21.0 | 5.0 | ECKA3D472KRP | 10.0 | 0.65 | —— | — | — | — |
| 3 kVDC | 100 | ±10 | 7.5 | 5.5 | ECKA3F101KRP | 7.5 | 0.65 | ECKN3F101KRP | N1 | 7.5 | 0.65 |
| | 120 | ±10 | 7.5 | 5.5 | ECKA3F121KRP | 7.5 | 0.65 | ECKN3F121KRP | N1 | 7.5 | 0.65 |
| | 150 | ±10 | 7.5 | 5.5 | ECKA3F151KRP | 7.5 | 0.65 | ECKN3F151KRP | N1 | 7.5 | 0.65 |
| | 180 | ±10 | 7.5 | 5.5 | ECKA3F181KRP | 7.5 | 0.65 | ECKN3F181KRP | N1 | 7.5 | 0.65 |
| | 220 | ±10 | 8.0 | 5.5 | ECKA3F221KRP | 7.5 | 0.65 | ECKN3F221KRP | N1 | 7.5 | 0.65 |
| | 270 | ±10 | 8.0 | 5.5 | ECKA3F271KRP | 7.5 | 0.65 | ECKN3F271KRP | N1 | 7.5 | 0.65 |
| | 330 | ±10 | 8.5 | 5.5 | ECKA3F331KRP | 7.5 | 0.65 | ECKN3F331KRP | N1 | 7.5 | 0.65 |
| | 390 | ±10 | 9.5 | 5.5 | ECKA3F391KRP | 7.5 | 0.65 | ECKN3F391KRP | N1 | 7.5 | 0.65 |
| | 470 | ±10 | 9.5 | 5.5 | ECKA3F471KRP | 7.5 | 0.65 | ECKN3F471KRP | N1 | 7.5 | 0.65 |
| | 560 | ±10 | 10.5 | 5.5 | ECKA3F561KRP | 7.5 | 0.65 | ECKN3F561KRP | N1 | 7.5 | 0.65 |
| | 680 | ±10 | 10.5 | 5.5 | ECKA3F681KRP | 7.5 | 0.65 | ECKN3F681KRP | N1 | 7.5 | 0.65 |
| | 820 | ±10 | 12.5 | 5.5 | ECKA3F821KRP | 7.5 | 0.65 | ECKN3F821KRP | N1 | 7.5 | 0.65 |
| | 1000 | ±10 | 12.5 | 5.5 | ECKA3F102KRP | 10.0 | 0.65 | —— | — | — | — |
| | 1200 | ±10 | 14.5 | 5.5 | ECKA3F122KRP | 10.0 | 0.65 | —— | — | — | — |
| | 1500 | ±10 | 14.5 | 5.5 | ECKA3F152KRP | 10.0 | 0.65 | —— | — | — | — |
| | 1800 | ±10 | 16.5 | 5.5 | ECKA3F182KRP | 10.0 | 0.65 | —— | — | — | — |
| | 2200 | ±10 | 17.0 | 5.5 | ECKA3F222KRP | 10.0 | 0.65 | —— | — | — | — |

Note:Lead spacing (Dim. F) of 5.0 mm is available for rated voltage 2 kVDC and 3 kVDC capacitors that are 10.5 mm or less in the body diameter (Dim. D) on special order.

Design and specifications are subject to change without notice. Ask factory for technical specifications before purchase and/or use.
Whenever a doubt about safety arises from this product, please contact us immediately for technical consultation.

## ■ Typical Temperature Characteristics

Series KGE (Char. SL/GP)

(Temp. Coeff. : +350 to –1000 ppm/°C)

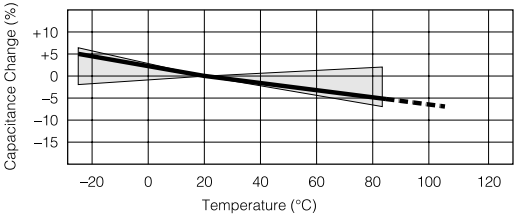


Series HT-KB, KBP (Char. B/Y5P)

( Temp. Range : –25 to 85 °C
max. Cap. Change : ±10 % )

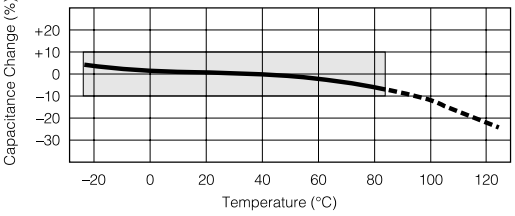


Series HT-KC (Char. C/Y5S)

( Temp. Range : –25 to 85 °C
max. Cap. Change : ±20 % )

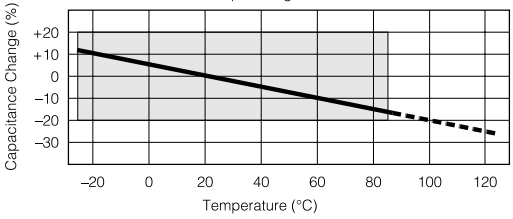


Series KRP (Char. R/Y5R)

( Temp. Range : –25 to 85 °C
max. Cap. Change : ±15 % )

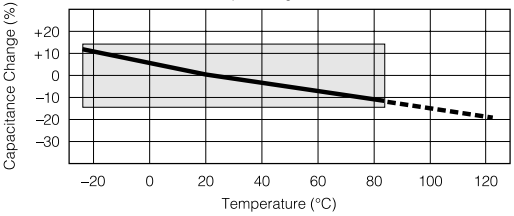


## ■ Characteristics of Voltage-Frequency

Series HT-KB 500 VDC

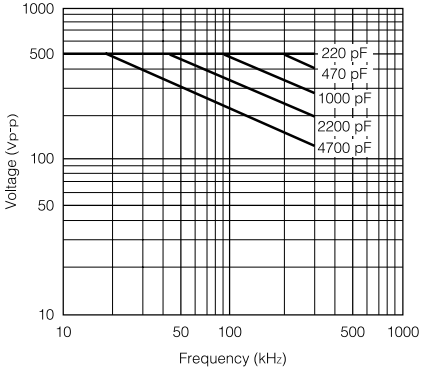


Series HT-KC 500 VDC

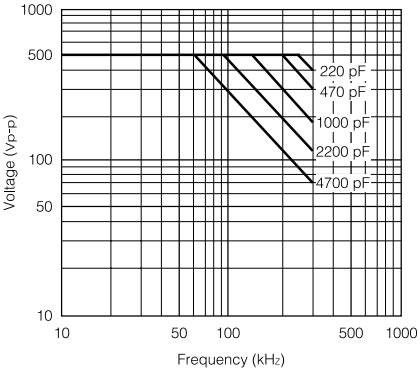


Above-mentioned graph shows the maximum permission voltage when using a capacitor at the AC sine wave voltage. As for this voltage, when measuring in room temperature (25 ˚C), the capacitor self generation of heat shows the voltage which becomes a maximum of 20 ˚C.
When using at the pulse voltage or AC voltage except the sine wave, Use on confirming that the capacitor self generation of heat temperature is less than 20 ˚C in room temperature (ambient temperature is 25 ˚C)
The self generation of heat temperature (the difference between the surface temperature and the ambient temperature of capacitor) changes according to ambient temperature.
As for the permission self generation of heat temperature when the ambient temperature is more than 25 ˚C, refer to the figure of the next page.

Design and specifications are subject to change without notice. Ask factory for technical specifications before purchase and/or use.
Whenever a doubt about safety arises from this product, please contact us immediately for technical consultation.

## ■ Characteristics of Voltage – Frequency (Continuation)

Series KBP 1 kVDC

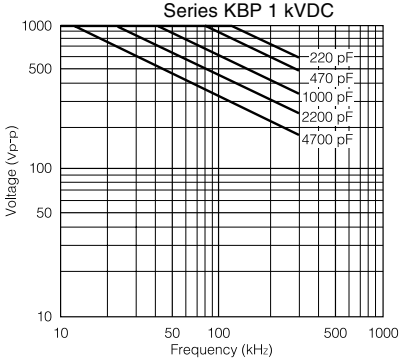


Series KRP 1 kVDC

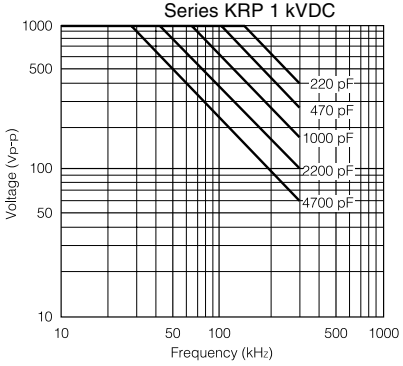


Series KBP 2 kVDC

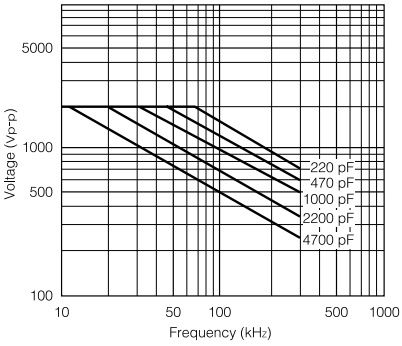


Series KRP 2 kVDC

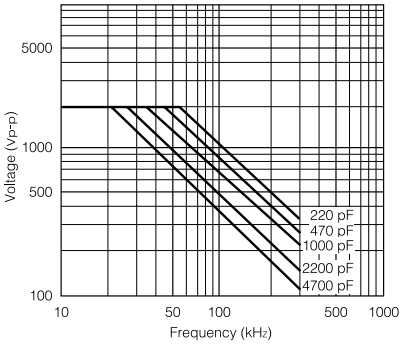


Series KBP 3 kVDC

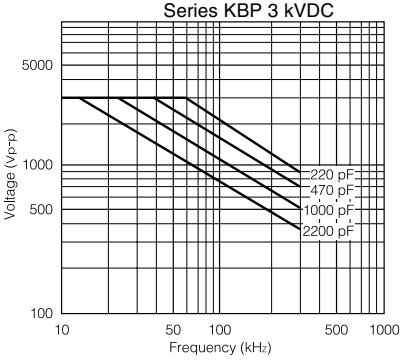


Series KRP 3 kVDC

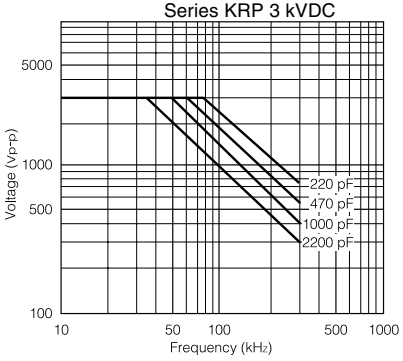


Above-mentioned graph shows the maximum permission Voltage when using a capacitor at the AC sine wave voltage.
As for this voltage, when measuring in room temperature (25 ˚C), the capacitor self generation of heat shows the voltage which becomes a maximum of 20 ˚C.
When using at the pulse voltage or AC voltage except the sine wave, Use on confirming that the capacitor self generation of heat temperature is less than 20 ˚C in room temperature (ambient temperature is 25 ˚C)
The self generation of heat temperature (the difference between the surface temperature and the ambient temperature of capacitor) changes according to ambient temperature.
As for the permission self generation of heat temperature when the ambient temperature is more than 25 ˚C, refer to the right figure.

Permission self generation of heat temperature vs. ambient temperature

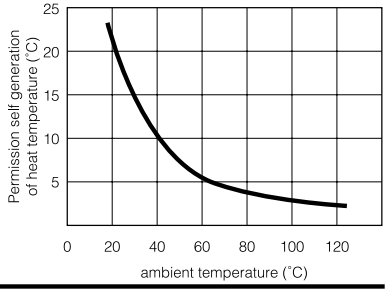


Design and specifications are subject to change without notice. Ask factory for technical specifications before purchase and/or use.
Whenever a doubt about safety arises from this product, please contact us immediately for technical consultation.