

阅读申明

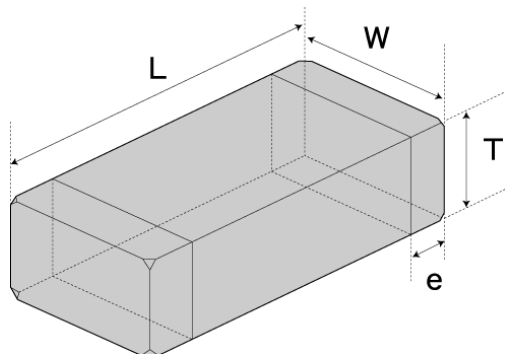
- 1.本站收集的数据手册和产品资料都来自互联网，版权归原作者所有。如读者和版权方有任何异议请及时告之，我们将妥善解决。
- 2.本站提供的中文数据手册是英文数据手册的中文翻译，其目的是协助用户阅读，该译文无法自动跟随原稿更新，同时也可能存在翻译上的不当。建议读者以英文原稿为参考以便获得更精准的信息。
- 3.本站提供的产品资料，来自厂商的技术支持或者使用者的心得体会等，其内容可能存在描述上的差异，建议读者做出适当判断。
- 4.如需与我们联系，请发邮件到marketing@iczoom.com，主题请标有“数据手册”字样。

Read Statement

1. The datasheets and other product information on the site are all from network reference or other public materials, and the copyright belongs to the original author and original published source. If readers and copyright owners have any objections, please contact us and we will deal with it in a timely manner.
2. The Chinese datasheets provided on the website is a Chinese translation of the English datasheets. Its purpose is for reader's learning exchange only and do not involve commercial purposes. The translation cannot be automatically updated with the original manuscript, and there may also be improper translations. Readers are advised to use the English manuscript as a reference for more accurate information.
3. All product information provided on the website refer to solutions from manufacturers' technical support or users the contents may have differences in description, and readers are advised to take the original article as the standard.
4. If you have any questions, please contact us at marketing@iczoom.com and mark the subject with "Datasheets" .

High Value Multilayer Ceramic Capacitors (High dielectric type)

LMK042BJ151KC-W



■ Features

- Item Summary
10V, X5R, 150pF, ±10%, 01005
- Lifecycle Stage
Mass Production
- Standard packaging quantity (minimum)
Taping Embossed 40000pcs

■ Products characteristics table

CaseSize (EIA/JIS)	01005/0402
Rated Voltage (max)	10V
Capacitance	150pF
Capacitance Tolerance	±10%
Temperature Characteristics (EIA/JIS)	X5R/B
Temperature Range (EIA/JIS)	-55 to +85°C/-25 to +85°C
Capacitance Change (EIA/JIS)	±15/±10%
Dielectric Loss Tangent	5%MAX
Resistance	10,000 MΩ min.
RoHS Compliance	Yes
Halogen Free	Yes
Soldering Method	Reflow

■ External Dimensions

L	0.4mm ±0.02
W	0.2mm ±0.02
T	0.2mm ±0.02
e	0.1mm ±0.03

2015.07.09

The data is reference only. Electrical characteristics vary depending on environment or measurement condition.
 TAIYO YUDEN reserves the right to make change to the Date at any time without notice.
 Before making final selection, please check product specification.

Multi Layer Ceramic Capacitor

TAIYO YUDEN

-Electrical Characteristics Data-

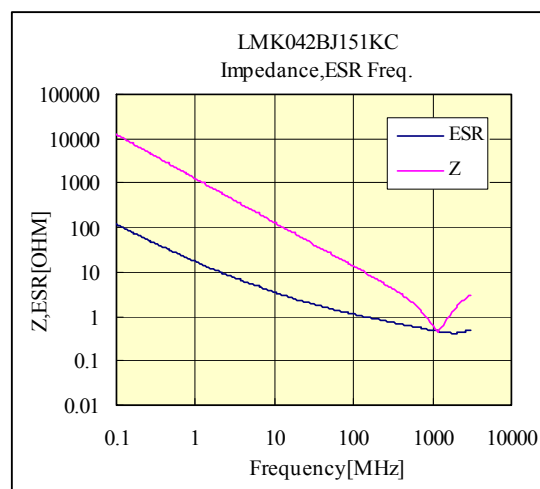
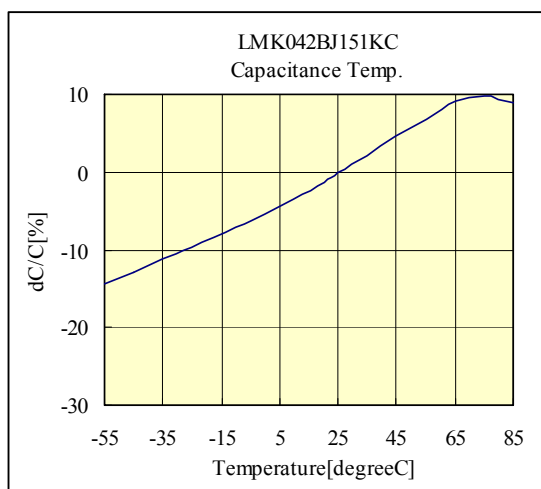
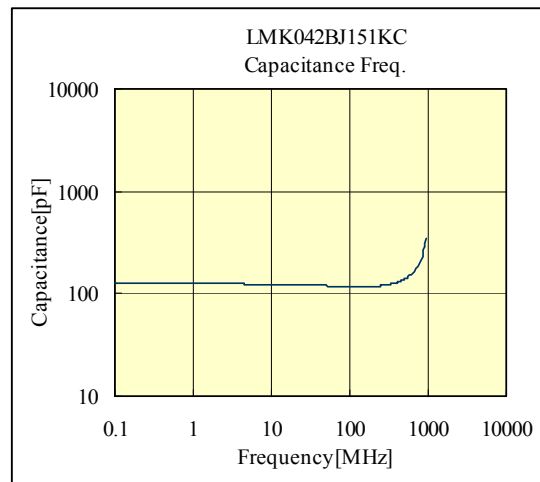
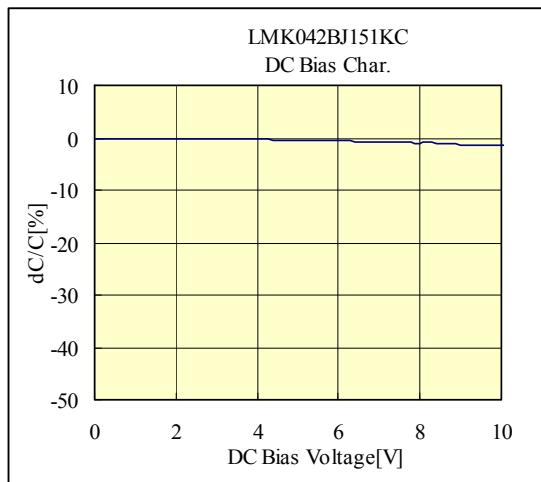

13SA08

RoHS compliance product

○ LMK042BJ151KC

10V 0402 B/X5R 150pF +/- 10% t=0.22mmMAX

10V 01005 B/X5R 150pF +/- 10% t=0.009inchMAX



部品特性は設置環境、測定条件等により変化する場合があります。本データをご使用される際は実際の製品特性に対する参考データとしてご利用ください。また、本データは予告無く追加・削除及び変更を行う場合があります。ご注文の際は、納入仕様書のご確認をお願いします。

The data is reference only. Electrical characteristics vary depending on environment or measurement condition.

TAIYO YUDEN reserves the right to make change to the data at any time without notice.

Before making final selection, please check product specification.