

阅读申明


- 1.本站收集的数据手册和产品资料都来自互联网，版权归原作者所有。如读者和版权方有任何异议请及时告之，我们将妥善解决。
- 2.本站提供的中文数据手册是英文数据手册的中文翻译，其目的是协助用户阅读，该译文无法自动跟随原稿更新，同时也可能存在翻译上的不当。建议读者以英文原稿为参考以便获得更精准的信息。
- 3.本站提供的产品资料，来自厂商的技术支持或者使用者的心得体会等，其内容可能存在描述上的差异，建议读者做出适当判断。
- 4.如需与我们联系，请发邮件到marketing@iczoom.com，主题请标有“数据手册”字样。

Read Statement

1. The datasheets and other product information on the site are all from network reference or other public materials, and the copyright belongs to the original author and original published source. If readers and copyright owners have any objections, please contact us and we will deal with it in a timely manner.
2. The Chinese datasheets provided on the website is a Chinese translation of the English datasheets. Its purpose is for reader's learning exchange only and do not involve commercial purposes. The translation cannot be automatically updated with the original manuscript, and there may also be improper translations. Readers are advised to use the English manuscript as a reference for more accurate information.
3. All product information provided on the website refer to solutions from manufacturers' technical support or users the contents may have differences in description, and readers are advised to take the original article as the standard.
4. If you have any questions, please contact us at marketing@iczoom.com and mark the subject with "Datasheets" .

High Voltage Ceramic Disc Capacitors (Low loss type)

Series: **KGE/Char. SL/GP, 1 to 6 kVDC**
 Series: **KBP/Char. B/Y5P, 1 to 3 kVDC**
 Series: **KRP/Char. R/Y5R, 1 to 3 kVDC**




Features

- Wide operating temperature range: (-25 to 105 °C or -25 to 125 °C)
- Improved Voltage vs. Temperature Rise
- Flame-retardant insulated coating
- Easy mounting through kinked leads and radial taping

Recommended Applications

- Snubber circuit for switching power supply
- Horizontal resonance circuitry for TVs and CRT displays
- Inverter type lighting apparatus
- Ballast circuit for LCD backlighting inverter (For series KGE)
- Other high voltage pulse and DC circuitry

Explanation of Part Numbers



Specifications

| Characteristic | Series KGE | Series KBP, KRP | | | | | | | | | | | | |
|---------------------------------|---|--|--------------|-----------|----------------|-------------|-----|-------|-------|--------------|-----|-------|-------|--------------|
| Operating Temperature Range | -25 to 105 °C | -25 to 125 °C | | | | | | | | | | | | |
| Rated Voltage | 1 kVDC to 6 kVDC | 1 kVDC to 3 kVDC | | | | | | | | | | | | |
| Dielectric Withstanding Voltage | Rated Voltage 1 to 3 kVDC: 200 % of Rated Voltage for 1 to 5 seconds Rated Voltage 6 kVDC: 150 % of Rated Voltage for 1 to 5 seconds | Rated Voltage 1 to 3 kVDC: 200 % of Rated Voltage for 1 to 5 seconds | | | | | | | | | | | | |
| Capacitance | Within the specified tolerance, when measured at 1 MHz ± 20 %, 1 to 5 Vrms, and 20 °C | Within the specified tolerance, when measured at 1 kHz ± 20 %, 1 to 5 Vrms, and 20 °C | | | | | | | | | | | | |
| Q or Dissipation Factor (tanδ) | 30 pF or under Q > 400+20 C (C:Cap.pF) over 30 pF Q > 1000 at 1 MHz ± 20 %, 1 to 5 Vrms. and 20 °C | Series KBP : tanδ > 0.025 Series KRP : tanδ > 0.002 at 1 kHz ± 20 %, 1 to 5 Vrms. and 20 °C | | | | | | | | | | | | |
| Insulation Resistance | 10000 M Ω min. at 500 VDC 1 minute electrification | | | | | | | | | | | | | |
| Temperature Characteristics | Temperature Coefficient: +350 to -1000 ppm/°C (Temperature Range:20 to 85°C) | <table border="1"> <thead> <tr> <th>Series</th> <th>Temp.Char</th> <th>max.Cap.Change</th> <th>Temp. Range</th> </tr> </thead> <tbody> <tr> <td>KBP</td> <td>B/Y5P</td> <td>±10 %</td> <td>-25 to 85 °C</td> </tr> <tr> <td>KRP</td> <td>R/Y5R</td> <td>±15 %</td> <td>-25 to 85 °C</td> </tr> </tbody> </table> | Series | Temp.Char | max.Cap.Change | Temp. Range | KBP | B/Y5P | ±10 % | -25 to 85 °C | KRP | R/Y5R | ±15 % | -25 to 85 °C |
| Series | Temp.Char | max.Cap.Change | Temp. Range | | | | | | | | | | | |
| KBP | B/Y5P | ±10 % | -25 to 85 °C | | | | | | | | | | | |
| KRP | R/Y5R | ±15 % | -25 to 85 °C | | | | | | | | | | | |

Rated Voltage and Capacitance Range

| Series Name | Temp. Char. | Rated Voltage | Capacitance Range in pF | | | | Typical Applications |
|-------------|-------------|---------------|---|-----|------|-------|--|
| | | | 10 | 100 | 1000 | 10000 | |
| Series KGE | SL | 1 kVDC | [Bar chart showing range from 10 to 470 pF] | | | | Ballast circuit of LCD backlighting inverter |
| | | 2 kVDC | [Bar chart showing range from 10 to 220 pF] | | | | |
| | | 3 kVDC | [Bar chart showing range from 10 to 150 pF] | | | | Snubber circuit of switching power supply |
| | | 6 kVDC | [Bar chart showing range from 10 to 150 pF] | | | | |
| Series KBP | B | 1 kVDC | [Bar chart showing range from 100 to 5600 pF] | | | | Snubber circuit of switching power supply |
| | | 2 kVDC | [Bar chart showing range from 100 to 5600 pF] | | | | Horizontal resonance circuit of TV and CRT display |
| | | 3 kVDC | [Bar chart showing range from 100 to 2700 pF] | | | | |
| Series KRP | R | 1 kVDC | [Bar chart showing range from 100 to 4700 pF] | | | | Snubber circuit of switching power supply |
| | | 2 kVDC | [Bar chart showing range from 100 to 4700 pF] | | | | |
| | | 3 kVDC | [Bar chart showing range from 100 to 2200 pF] | | | | |

Dimensions "D" (Body Diameter)

unit : mm

| Cap. in pF | KGE | | | | KBP | | | KRP | | |
|------------|------|------|------|------|------|------|------|------|------|------|
| | 1 kV | 2 kV | 3 kV | 6 kV | 1 kV | 2 kV | 3 kV | 1 kV | 2 kV | 3 kV |
| 12 to 22 | 6.0 | 7.0 | 7.0 | 7.0 | | | | | | |
| 22 to 33 | 6.0 | 7.0 | 7.0 | 8.0 | | | | | | |
| 39 | 6.0 | 7.0 | 7.0 | 9.0 | | | | | | |
| 47 | 6.0 | 7.0 | 7.0 | 9.0 | | | | | | |
| 56 | 6.0 | 7.0 | 8.0 | 10.0 | | | | | | |
| 68 | 6.0 | 7.0 | 8.0 | 11.0 | | | | | | |
| 82 | 6.0 | 7.0 | 9.0 | 11.0 | | | | | | |
| 100 | 7.0 | 8.0 | 10.0 | 13.0 | 6.0 | 7.0 | 7.5 | 6.0 | 7.0 | 7.5 |
| 120 | 7.0 | 8.0 | 10.0 | 13.0 | 6.0 | 7.0 | 7.5 | 6.0 | 7.0 | 7.5 |
| 150 | 8.0 | 9.0 | 11.0 | 15.0 | 6.0 | 7.0 | 7.5 | 6.0 | 7.0 | 7.5 |
| 180 | 8.0 | 10.0 | | | 6.0 | 7.0 | 7.5 | 6.0 | 7.0 | 7.5 |
| 220 | 9.0 | 10.0 | | | 6.0 | 7.0 | 7.5 | 6.0 | 7.0 | 8.0 |
| 270 | 9.0 | | | | 6.0 | 7.0 | 7.5 | 6.0 | 7.0 | 8.0 |
| 330 | 11.0 | | | | 6.0 | 7.0 | 8.0 | 6.0 | 7.5 | 8.5 |
| 390 | 11.0 | | | | 6.0 | 7.0 | 9.0 | 7.0 | 7.5 | 9.5 |
| 470 | 13.0 | | | | 6.0 | 7.5 | 9.5 | 7.0 | 9.0 | 9.5 |
| 560 | | | | | 7.0 | 8.0 | 10.0 | 7.0 | 9.0 | 10.5 |
| 680 | | | | | 7.0 | 9.0 | 11.0 | 7.5 | 10.0 | 10.5 |
| 820 | | | | | 7.5 | 9.0 | 11.0 | 7.5 | 10.0 | 12.5 |
| 1000 | | | | | 9.0 | 10.0 | 12.5 | 9.0 | 12.0 | 12.5 |
| 1200 | | | | | 9.0 | 10.5 | 14.5 | 9.0 | 12.0 | 14.5 |
| 1500 | | | | | 9.5 | 12.0 | 14.5 | 10.5 | 12.0 | 14.5 |
| 1800 | | | | | 12.0 | 12.5 | 16.0 | 10.5 | 14.0 | 16.5 |
| 2200 | | | | | 12.0 | 14.0 | 17.0 | 11.5 | 16.0 | 17.0 |
| 2700 | | | | | 13.5 | 16.0 | 18.5 | 13.0 | 16.0 | |
| 3300 | | | | | 13.5 | 17.0 | | 13.0 | 19.0 | |
| 3900 | | | | | 15.5 | 18.0 | | 14.0 | 20.0 | |
| 4700 | | | | | 15.5 | 25.0 | | 16.5 | 21.0 | |
| 5600 | | | | | 17.0 | 25.0 | | | | |

■ Ratings and Characteristics

- Series KGE (Class 1, Temp. Char. SL/GP, 1 kVDC to 6 kVDC)

| Rated Volt. | Cap. in pF | Capacitance Tolerance (%) | Dimensions in mm | | Kinked Lead Type (Bulk) | | | Kinked Lead Taping Type | | | |
|-------------|------------|---------------------------|------------------|--------------|-------------------------|------------------|--------------|-------------------------|------------|------------------|------|
| | | | D max. | T max. | Part Number | Dimensions in mm | | Part Number | Taped Type | Dimensions in mm | |
| | | | | | | F | d | | | F | d |
| 1 kVDC | 12 | ±5, ±10 | 6.0 | 5.0 | ECCA3A120□GE | 5.0 | 0.60 | ECCN3A120□GE | NO | 5.0 | 0.60 |
| | 15 | ±5, ±10 | 6.0 | 5.0 | ECCA3A150□GE | 5.0 | 0.60 | ECCN3A150□GE | NO | 5.0 | 0.60 |
| | 18 | ±5, ±10 | 6.0 | 5.0 | ECCA3A180□GE | 5.0 | 0.60 | ECCN3A180□GE | NO | 5.0 | 0.60 |
| | 22 | ±5, ±10 | 6.0 | 5.0 | ECCA3A220□GE | 5.0 | 0.60 | ECCN3A220□GE | NO | 5.0 | 0.60 |
| | 27 | ±5, ±10 | 6.0 | 5.0 | ECCA3A270□GE | 5.0 | 0.60 | ECCN3A270□GE | NO | 5.0 | 0.60 |
| | 33 | ±5, ±10 | 6.0 | 5.0 | ECCA3A330□GE | 5.0 | 0.60 | ECCN3A330□GE | NO | 5.0 | 0.60 |
| | 39 | ±5, ±10 | 6.0 | 5.0 | ECCA3A390□GE | 5.0 | 0.60 | ECCN3A390□GE | NO | 5.0 | 0.60 |
| | 47 | ±5, ±10 | 6.0 | 5.0 | ECCA3A470□GE | 5.0 | 0.60 | ECCN3A470□GE | NO | 5.0 | 0.60 |
| | 56 | ±5, ±10 | 6.0 | 5.0 | ECCA3A560□GE | 5.0 | 0.60 | ECCN3A560□GE | NO | 5.0 | 0.60 |
| | 68 | ±5, ±10 | 6.0 | 5.0 | ECCA3A680□GE | 5.0 | 0.60 | ECCN3A680□GE | NO | 5.0 | 0.60 |
| | 82 | ±5, ±10 | 6.0 | 5.0 | ECCA3A820□GE | 5.0 | 0.60 | ECCN3A820□GE | NO | 5.0 | 0.60 |
| | 100 | ±5, ±10 | 7.0 | 5.0 | ECCA3A101□GE | 5.0 | 0.60 | ECCN3A101□GE | NO | 5.0 | 0.60 |
| | 120 | ±5, ±10 | 7.0 | 5.0 | ECCA3A121□GE | 5.0 | 0.60 | ECCN3A121□GE | NO | 5.0 | 0.60 |
| | 150 | ±5, ±10 | 8.0 | 5.0 | ECCA3A151□GE | 5.0 | 0.60 | ECCN3A151□GE | NO | 5.0 | 0.60 |
| | 180 | ±5, ±10 | 8.0 | 5.0 | ECCA3A181□GE | 5.0 | 0.60 | ECCN3A181□GE | NO | 5.0 | 0.60 |
| | 220 | ±5, ±10 | 9.0 | 5.0 | ECCA3A221□GE | 5.0 | 0.60 | ECCN3A221□GE | NO | 5.0 | 0.60 |
| | 270 | ±5, ±10 | 9.0 | 5.0 | ECCA3A271□GE | 5.0 | 0.60 | ECCN3A271□GE | NO | 5.0 | 0.60 |
| | 330 | ±5, ±10 | 11.0 | 5.0 | ECCA3A331□GE | 5.0 | 0.60 | ECCN3A331□GE | NO | 5.0 | 0.60 |
| 390 | ±5, ±10 | 11.0 | 5.0 | ECCA3A391□GE | 5.0 | 0.60 | ECCN3A391□GE | NO | 5.0 | 0.60 | |
| 470 | ±5, ±10 | 13.0 | 5.0 | ECCA3A471□GE | 7.5 | 0.65 | ECCN3A471□GE | N1 | 7.5 | 0.65 | |
| 2 kVDC | 12 | ±5, ±10 | 7.0 | 5.5 | ECCA3D120□GE | 7.5 | 0.65 | ECCN3D120□GE | N1 | 7.5 | 0.65 |
| | 15 | ±5, ±10 | 7.0 | 5.5 | ECCA3D150□GE | 7.5 | 0.65 | ECCN3D150□GE | N1 | 7.5 | 0.65 |
| | 18 | ±5, ±10 | 7.0 | 5.5 | ECCA3D180□GE | 7.5 | 0.65 | ECCN3D180□GE | N1 | 7.5 | 0.65 |
| | 22 | ±5, ±10 | 7.0 | 5.5 | ECCA3D220□GE | 7.5 | 0.65 | ECCN3D220□GE | N1 | 7.5 | 0.65 |
| | 27 | ±5, ±10 | 7.0 | 5.5 | ECCA3D270□GE | 7.5 | 0.65 | ECCN3D270□GE | N1 | 7.5 | 0.65 |
| | 33 | ±5, ±10 | 7.0 | 5.5 | ECCA3D330□GE | 7.5 | 0.65 | ECCN3D330□GE | N1 | 7.5 | 0.65 |
| | 39 | ±5, ±10 | 7.0 | 5.5 | ECCA3D390□GE | 7.5 | 0.65 | ECCN3D390□GE | N1 | 7.5 | 0.65 |
| | 47 | ±5, ±10 | 7.0 | 5.5 | ECCA3D470□GE | 7.5 | 0.65 | ECCN3D470□GE | N1 | 7.5 | 0.65 |
| | 56 | ±5, ±10 | 7.0 | 5.5 | ECCA3D560□GE | 7.5 | 0.65 | ECCN3D560□GE | N1 | 7.5 | 0.65 |
| | 68 | ±5, ±10 | 7.0 | 5.5 | ECCA3D680□GE | 7.5 | 0.65 | ECCN3D680□GE | N1 | 7.5 | 0.65 |
| | 82 | ±5, ±10 | 7.0 | 5.5 | ECCA3D820□GE | 7.5 | 0.65 | ECCN3D820□GE | N1 | 7.5 | 0.65 |
| | 100 | ±5, ±10 | 8.0 | 5.5 | ECCA3D101□GE | 7.5 | 0.65 | ECCN3D101□GE | N1 | 7.5 | 0.65 |
| 120 | ±5, ±10 | 8.0 | 5.5 | ECCA3D121□GE | 7.5 | 0.65 | ECCN3D121□GE | N1 | 7.5 | 0.65 | |
| 150 | ±5, ±10 | 9.0 | 5.5 | ECCA3D151□GE | 7.5 | 0.65 | ECCN3D151□GE | N1 | 7.5 | 0.65 | |
| 180 | ±5, ±10 | 10.0 | 5.5 | ECCA3D181□GE | 7.5 | 0.65 | ECCN3D181□GE | N1 | 7.5 | 0.65 | |
| 220 | ±5, ±10 | 10.0 | 5.5 | ECCA3D221□GE | 7.5 | 0.65 | ECCN3D221□GE | N1 | 7.5 | 0.65 | |
| 3 kVDC | 12 | ±5, ±10 | 7.0 | 6.0 | ECCA3F120□GE | 7.5 | 0.65 | ECCN3F120□GE | N1 | 7.5 | 0.65 |
| | 15 | ±5, ±10 | 7.0 | 6.0 | ECCA3F150□GE | 7.5 | 0.65 | ECCN3F150□GE | N1 | 7.5 | 0.65 |
| | 18 | ±5, ±10 | 7.0 | 6.0 | ECCA3F180□GE | 7.5 | 0.65 | ECCN3F180□GE | N1 | 7.5 | 0.65 |
| | 22 | ±5, ±10 | 7.0 | 6.0 | ECCA3F220□GE | 7.5 | 0.65 | ECCN3F220□GE | N1 | 7.5 | 0.65 |
| | 27 | ±5, ±10 | 7.0 | 6.0 | ECCA3F270□GE | 7.5 | 0.65 | ECCN3F270□GE | N1 | 7.5 | 0.65 |
| | 33 | ±5, ±10 | 7.0 | 6.0 | ECCA3F330□GE | 7.5 | 0.65 | ECCN3F330□GE | N1 | 7.5 | 0.65 |
| | 39 | ±5, ±10 | 7.0 | 6.0 | ECCA3F390□GE | 7.5 | 0.65 | ECCN3F390□GE | N1 | 7.5 | 0.65 |
| | 47 | ±5, ±10 | 7.0 | 6.0 | ECCA3F470□GE | 7.5 | 0.65 | ECCN3F470□GE | N1 | 7.5 | 0.65 |
| | 56 | ±5, ±10 | 8.0 | 6.0 | ECCA3F560□GE | 7.5 | 0.65 | ECCN3F560□GE | N1 | 7.5 | 0.65 |
| | 68 | ±5, ±10 | 8.0 | 6.0 | ECCA3F680□GE | 7.5 | 0.65 | ECCN3F680□GE | N1 | 7.5 | 0.65 |
| | 82 | ±5, ±10 | 9.0 | 6.0 | ECCA3F820□GE | 7.5 | 0.65 | ECCN3F820□GE | N1 | 7.5 | 0.65 |
| | 100 | ±5, ±10 | 10.0 | 6.0 | ECCA3F101□GE | 7.5 | 0.65 | ECCN3F101□GE | N1 | 7.5 | 0.65 |
| 120 | ±5, ±10 | 10.0 | 6.0 | ECCA3F121□GE | 7.5 | 0.65 | ECCN3F121□GE | N1 | 7.5 | 0.65 | |
| 150 | ±5, ±10 | 11.0 | 6.0 | ECCA3F151□GE | 7.5 | 0.65 | ECCN3F151□GE | N1 | 7.5 | 0.65 | |

Note : □--Capacitance Tolerance Code J (± 5%) or K (± 10%)

■ Ratings and Characteristics

- Series KGE (Class 1, Temp. Char. SL/GP, 1 to 6 kVDC) (Continuation)

| Rated Volt. | Cap. in pF | Capacitance Tolerance (%) | Dimensions in mm | | Kinked Lead Type (Bulk) | | | Kinked Lead Taping Type | | | |
|-------------|------------|---------------------------|------------------|--------------|-------------------------|------------------|--------------|-------------------------|------------|------------------|------|
| | | | D max. | T max. | Part Number | Dimensions in mm | | Part Number | Taped Type | Dimensions in mm | |
| | | | | | | F | d | | | F | d |
| 6 kVDC | 5 | ±0.5pF or ±1pF | 7.0 | 6.0 | ECCA3J050□GE | 7.5 | 0.65 | ECCN3J050□GE | N1 | 7.5 | 0.65 |
| | 6 | ±0.5pF or ±1pF | 7.0 | 6.0 | ECCA3J060□GE | 7.5 | 0.65 | ECCN3J060□GE | N1 | 7.5 | 0.65 |
| | 7 | ±0.5pF or ±1pF | 7.0 | 6.0 | ECCA3J070□GE | 7.5 | 0.65 | ECCN3J070□GE | N1 | 7.5 | 0.65 |
| | 8 | ±0.5pF or ±1pF | 7.0 | 6.0 | ECCA3J080□GE | 7.5 | 0.65 | ECCN3J080□GE | N1 | 7.5 | 0.65 |
| | 9 | ±0.5pF or ±1pF | 7.0 | 6.0 | ECCA3J090□GE | 7.5 | 0.65 | ECCN3J090□GE | N1 | 7.5 | 0.65 |
| | 10 | ±0.5pF or ±1pF | 7.0 | 6.0 | ECCA3J100□GE | 7.5 | 0.65 | ECCN3J100□GE | N1 | 7.5 | 0.65 |
| | 12 | ±5 or ±10 | 7.0 | 6.0 | ECCA3J120□GE | 7.5 | 0.65 | ECCN3J120□GE | N1 | 7.5 | 0.65 |
| | 15 | ±5 or ±10 | 7.0 | 6.0 | ECCA3J150□GE | 7.5 | 0.65 | ECCN3J150□GE | N1 | 7.5 | 0.65 |
| | 18 | ±5 or ±10 | 7.0 | 6.0 | ECCA3J180□GE | 7.5 | 0.65 | ECCN3J180□GE | N1 | 7.5 | 0.65 |
| | 22 | ±5 or ±10 | 7.0 | 6.0 | ECCA3J220□GE | 7.5 | 0.65 | ECCN3J220□GE | N1 | 7.5 | 0.65 |
| | 27 | ±5 or ±10 | 8.0 | 6.0 | ECCA3J270□GE | 7.5 | 0.65 | ECCN3J270□GE | N1 | 7.5 | 0.65 |
| | 33 | ±5 or ±10 | 8.0 | 6.0 | ECCA3J330□GE | 7.5 | 0.65 | ECCN3J330□GE | N1 | 7.5 | 0.65 |
| | 39 | ±5 or ±10 | 9.0 | 6.0 | ECCA3J390□GE | 7.5 | 0.65 | ECCN3J390□GE | N1 | 7.5 | 0.65 |
| | 47 | ±5 or ±10 | 9.0 | 6.0 | ECCA3J470□GE | 7.5 | 0.65 | ECCN3J470□GE | N1 | 7.5 | 0.65 |
| | 56 | ±5 or ±10 | 10.0 | 6.0 | ECCA3J560□GE | 7.5 | 0.65 | ECCN3J560□GE | N1 | 7.5 | 0.65 |
| | 68 | ±5 or ±10 | 11.0 | 6.0 | ECCA3J680□GE | 7.5 | 0.65 | ECCN3J680□GE | N1 | 7.5 | 0.65 |
| | 82 | ±5 or ±10 | 11.0 | 6.0 | ECCA3J820□GE | 7.5 | 0.65 | ECCN3J820□GE | N1 | 7.5 | 0.65 |
| | 100 | ±5 or ±10 | 13.0 | 6.0 | ECCA3J101□GE | 7.5 | 0.65 | ECCN3J101□GE | N1 | 7.5 | 0.65 |
| 120 | ±5 or ±10 | 13.0 | 6.0 | ECCA3J121□GE | 7.5 | 0.65 | ECCN3J121□GE | N1 | 7.5 | 0.65 | |
| 150 | ±5 or ±10 | 15.0 | 6.0 | ECCA3J151□GE | 7.5 | 0.65 | ECCN3J151□GE | N2 | 7.5 | 0.65 | |

Note : □--Capacitance Tolerance Code D (± 0.5pF) or F (± 1pF) or J (± 5%) or K (± 10%)

- Series KBP (Class 2, Temp. Char. B/Y5P, 1 to 3 kVDC)

| Rated Volt. | Cap. in pF | Capacitance Tolerance (%) | Dimensions in mm | | Kinked Lead Type (Bulk) | | | Kinked Lead Taping Type | | | |
|-------------|------------|---------------------------|------------------|--------------|-------------------------|------------------|--------------|-------------------------|------------|------------------|------|
| | | | D max. | T max. | Part Number | Dimensions in mm | | Part Number | Taped Type | Dimensions in mm | |
| | | | | | | F | d | | | F | d |
| 1 kVDC | 100 | ±10 | 6.0 | 4.5 | ECKA3A101KBP | 5.0 | 0.60 | ECKN3A101KBP | N0 | 5.0 | 0.60 |
| | 120 | ±10 | 6.0 | 4.5 | ECKA3A121KBP | 5.0 | 0.60 | ECKN3A121KBP | N0 | 5.0 | 0.60 |
| | 150 | ±10 | 6.0 | 4.5 | ECKA3A151KBP | 5.0 | 0.60 | ECKN3A151KBP | N0 | 5.0 | 0.60 |
| | 180 | ±10 | 6.0 | 4.5 | ECKA3A181KBP | 5.0 | 0.60 | ECKN3A181KBP | N0 | 5.0 | 0.60 |
| | 220 | ±10 | 6.0 | 4.5 | ECKA3A221KBP | 5.0 | 0.60 | ECKN3A221KBP | N0 | 5.0 | 0.60 |
| | 270 | ±10 | 6.0 | 4.5 | ECKA3A271KBP | 5.0 | 0.60 | ECKN3A271KBP | N0 | 5.0 | 0.60 |
| | 330 | ±10 | 6.0 | 4.5 | ECKA3A331KBP | 5.0 | 0.60 | ECKN3A331KBP | N0 | 5.0 | 0.60 |
| | 390 | ±10 | 6.0 | 4.5 | ECKA3A391KBP | 5.0 | 0.60 | ECKN3A391KBP | N0 | 5.0 | 0.60 |
| | 470 | ±10 | 6.0 | 4.5 | ECKA3A471KBP | 5.0 | 0.60 | ECKN3A471KBP | N0 | 5.0 | 0.60 |
| | 560 | ±10 | 7.0 | 4.5 | ECKA3A561KBP | 5.0 | 0.60 | ECKN3A561KBP | N0 | 5.0 | 0.60 |
| | 680 | ±10 | 7.0 | 4.5 | ECKA3A681KBP | 5.0 | 0.60 | ECKN3A681KBP | N0 | 5.0 | 0.60 |
| | 820 | ±10 | 7.5 | 4.5 | ECKA3A821KBP | 5.0 | 0.60 | ECKN3A821KBP | N0 | 5.0 | 0.60 |
| | 1000 | ±10 | 9.0 | 4.5 | ECKA3A102KBP | 5.0 | 0.60 | ECKN3A102KBP | N0 | 5.0 | 0.60 |
| | 1200 | ±10 | 9.0 | 4.5 | ECKA3A122KBP | 5.0 | 0.60 | ECKN3A122KBP | N0 | 5.0 | 0.60 |
| | 1500 | ±10 | 9.5 | 4.5 | ECKA3A152KBP | 5.0 | 0.60 | ECKN3A152KBP | N0 | 5.0 | 0.60 |
| | 1800 | ±10 | 10.0 | 4.5 | ECKA3A182KBP | 5.0 | 0.60 | ECKN3A182KBP | N0 | 5.0 | 0.60 |
| | 2200 | ±10 | 12.0 | 4.5 | ECKA3A222KBP | 5.0 | 0.60 | ECKN3A222KBP | N0 | 5.0 | 0.60 |
| | 2700 | ±10 | 12.0 | 4.5 | ECKA3A272KBP | 5.0 | 0.60 | ECKN3A272KBP | N0 | 5.0 | 0.60 |
| | 3300 | ±10 | 13.5 | 4.5 | ECKA3A332KBP | 10.0 | 0.65 | ECKN3A332KBP | N1 | 7.5 | 0.65 |
| | 3900 | ±10 | 13.5 | 4.5 | ECKA3A392KBP | 10.0 | 0.65 | ECKN3A392KBP | N1 | 7.5 | 0.65 |
| 4700 | ±10 | 15.5 | 4.5 | ECKA3A472KBP | 10.0 | 0.65 | ECKN3A472KBP | N2 | 7.5 | 0.65 | |
| 5600 | ±10 | 17.0 | 4.5 | ECKA3A562KBP | 10.0 | 0.65 | ECKN3A562KBP | N2 | 7.5 | 0.65 | |

■ Ratings and Characteristics

● Series KBP (Class 2, Temp. Char. B/Y5P, 1 to 3 kVDC) (Continuation)

| Rated Volt. | Cap. in pF | Capacitance Tolerance (%) | Dimensions in mm | | Kinked Lead Type (Bulk) | | | Kinked Lead Taping Type | | | |
|-------------|------------|---------------------------|------------------|--------------|-------------------------|------------------|--------------|-------------------------|------------|------------------|------|
| | | | D max. | T max. | Part Number | Dimensions in mm | | Part Number | Taped Type | Dimensions in mm | |
| | | | | | | F | d | | | F | d |
| 2 kVDC | 100 | ±10 | 7.0 | 5.0 | ECKA3D101KBP | 7.5 | 0.65 | ECKN3D101KBP | N1 | 7.5 | 0.65 |
| | 120 | ±10 | 7.0 | 5.0 | ECKA3D121KBP | 7.5 | 0.65 | ECKN3D121KBP | N1 | 7.5 | 0.65 |
| | 150 | ±10 | 7.0 | 5.0 | ECKA3D151KBP | 7.5 | 0.65 | ECKN3D151KBP | N1 | 7.5 | 0.65 |
| | 180 | ±10 | 7.0 | 5.0 | ECKA3D181KBP | 7.5 | 0.65 | ECKN3D181KBP | N1 | 7.5 | 0.65 |
| | 220 | ±10 | 7.0 | 5.0 | ECKA3D221KBP | 7.5 | 0.65 | ECKN3D221KBP | N1 | 7.5 | 0.65 |
| | 270 | ±10 | 7.0 | 5.0 | ECKA3D271KBP | 7.5 | 0.65 | ECKN3D271KBP | N1 | 7.5 | 0.65 |
| | 330 | ±10 | 7.0 | 5.0 | ECKA3D331KBP | 7.5 | 0.65 | ECKN3D331KBP | N1 | 7.5 | 0.65 |
| | 390 | ±10 | 7.0 | 5.0 | ECKA3D391KBP | 7.5 | 0.65 | ECKN3D391KBP | N1 | 7.5 | 0.65 |
| | 470 | ±10 | 7.5 | 5.0 | ECKA3D471KBP | 7.5 | 0.65 | ECKN3D471KBP | N1 | 7.5 | 0.65 |
| | 560 | ±10 | 8.0 | 5.0 | ECKA3D561KBP | 7.5 | 0.65 | ECKN3D561KBP | N1 | 7.5 | 0.65 |
| | 680 | ±10 | 9.0 | 5.0 | ECKA3D681KBP | 7.5 | 0.65 | ECKN3D681KBP | N1 | 7.5 | 0.65 |
| | 820 | ±10 | 9.0 | 5.0 | ECKA3D821KBP | 7.5 | 0.65 | ECKN3D821KBP | N1 | 7.5 | 0.65 |
| | 1000 | ±10 | 10.0 | 5.0 | ECKA3D102KBP | 7.5 | 0.65 | ECKN3D102KBP | N1 | 7.5 | 0.65 |
| | 1200 | ±10 | 10.5 | 5.0 | ECKA3D122KBP | 7.5 | 0.65 | ECKN3D122KBP | N1 | 7.5 | 0.65 |
| | 1500 | ±10 | 12.0 | 5.0 | ECKA3D152KBP | 7.5 | 0.65 | ECKN3D152KBP | N1 | 7.5 | 0.65 |
| | 1800 | ±10 | 12.5 | 5.0 | ECKA3D182KBP | 7.5 | 0.65 | ECKN3D182KBP | N1 | 7.5 | 0.65 |
| | 2200 | ±10 | 14.0 | 5.0 | ECKA3D222KBP | 10.0 | 0.65 | ECKN3D222KBP | N2 | 7.5 | 0.65 |
| | 2700 | ±10 | 16.0 | 5.0 | ECKA3D272KBP | 10.0 | 0.65 | ECKN3D272KBP | N2 | 7.5 | 0.65 |
| | 3300 | ±10 | 17.0 | 5.0 | ECKA3D332KBP | 10.0 | 0.65 | ECKN3D332KBP | N2 | 7.5 | 0.65 |
| | 3900 | ±10 | 18.0 | 5.0 | ECKA3D392KBP | 10.0 | 0.65 | ECKN3D392KBP | N2 | 7.5 | 0.65 |
| 4700 | ±10 | 25.0 | 5.0 | ECKA3D472KBP | 10.0 | 0.65 | — | — | — | — | |
| 5600 | ±10 | 25.0 | 5.0 | ECKA3D562KBP | 10.0 | 0.65 | — | — | — | — | |
| 3 kVDC | 100 | ±10 | 7.5 | 6.0 | ECKA3F101KBP | 7.5 | 0.65 | ECKN3F101KBP | N1 | 7.5 | 0.65 |
| | 120 | ±10 | 7.5 | 6.0 | ECKA3F121KBP | 7.5 | 0.65 | ECKN3F121KBP | N1 | 7.5 | 0.65 |
| | 150 | ±10 | 7.5 | 6.0 | ECKA3F151KBP | 7.5 | 0.65 | ECKN3F151KBP | N1 | 7.5 | 0.65 |
| | 180 | ±10 | 7.5 | 6.0 | ECKA3F181KBP | 7.5 | 0.65 | ECKN3F181KBP | N1 | 7.5 | 0.65 |
| | 220 | ±10 | 7.5 | 6.0 | ECKA3F221KBP | 7.5 | 0.65 | ECKN3F221KBP | N1 | 7.5 | 0.65 |
| | 270 | ±10 | 7.5 | 6.0 | ECKA3F271KBP | 7.5 | 0.65 | ECKN3F271KBP | N1 | 7.5 | 0.65 |
| | 330 | ±10 | 8.0 | 6.0 | ECKA3F331KBP | 7.5 | 0.65 | ECKN3F331KBP | N1 | 7.5 | 0.65 |
| | 390 | ±10 | 9.0 | 6.0 | ECKA3F391KBP | 7.5 | 0.65 | ECKN3F391KBP | N1 | 7.5 | 0.65 |
| | 470 | ±10 | 9.5 | 6.0 | ECKA3F471KBP | 7.5 | 0.65 | ECKN3F471KBP | N1 | 7.5 | 0.65 |
| | 560 | ±10 | 10.0 | 6.0 | ECKA3F561KBP | 7.5 | 0.65 | ECKN3F561KBP | N1 | 7.5 | 0.65 |
| | 680 | ±10 | 11.0 | 6.0 | ECKA3F681KBP | 7.5 | 0.65 | ECKN3F681KBP | N1 | 7.5 | 0.65 |
| | 820 | ±10 | 11.0 | 6.0 | ECKA3F821KBP | 7.5 | 0.65 | ECKN3F821KBP | N1 | 7.5 | 0.65 |
| | 1000 | ±10 | 12.5 | 6.0 | ECKA3F102KBP | 7.5 | 0.65 | ECKN3F102KBP | N1 | 7.5 | 0.65 |
| | 1200 | ±10 | 14.5 | 6.0 | ECKA3F122KBP | 10.0 | 0.65 | ECKN3F122KBP | N1 | 7.5 | 0.65 |
| | 1500 | ±10 | 14.5 | 6.0 | ECKA3F152KBP | 10.0 | 0.65 | ECKN3F152KBP | N1 | 7.5 | 0.65 |
| | 1800 | ±10 | 16.0 | 6.0 | ECKA3F182KBP | 10.0 | 0.65 | ECKN3F182KBP | N2 | 7.5 | 0.65 |
| 2200 | ±10 | 17.0 | 6.0 | ECKA3F222KBP | 10.0 | 0.65 | ECKN3F222KBP | N2 | 7.5 | 0.65 | |
| 2700 | ±10 | 18.5 | 6.0 | ECKA3F272KBP | 10.0 | 0.65 | ECKN3F272KBP | N2 | 7.5 | 0.65 | |

■ Ratings and Characteristics

- Series KRP (Class 2, Temp. Char. R/Y5R, 1 to 3 kVDC)

| Rated Volt. | Cap. in pF | Capacitance Tolerance (%) | Dimensions in mm | | Kinked Lead Type (Bulk) | | | Kinked Lead Taping Type | | | |
|-------------|------------|---------------------------|------------------|--------------|-------------------------|------------------|------|-------------------------|------------|------------------|------|
| | | | D max. | T max. | Part Number | Dimensions in mm | | Part Number | Taped Type | Dimensions in mm | |
| | | | | | | F | d | | | F | d |
| 1 kVDC | 100 | ±10 | 6.0 | 4.5 | ECKA3A101KRP | 5.0 | 0.60 | ECKN3A101KRP | NO | 5.0 | 0.60 |
| | 120 | ±10 | 6.0 | 4.5 | ECKA3A121KRP | 5.0 | 0.60 | ECKN3A121KRP | NO | 5.0 | 0.60 |
| | 150 | ±10 | 6.0 | 4.5 | ECKA3A151KRP | 5.0 | 0.60 | ECKN3A151KRP | NO | 5.0 | 0.60 |
| | 180 | ±10 | 6.0 | 4.5 | ECKA3A181KRP | 5.0 | 0.60 | ECKN3A181KRP | NO | 5.0 | 0.60 |
| | 220 | ±10 | 6.0 | 4.5 | ECKA3A221KRP | 5.0 | 0.60 | ECKN3A221KRP | NO | 5.0 | 0.60 |
| | 270 | ±10 | 6.0 | 4.5 | ECKA3A271KRP | 5.0 | 0.60 | ECKN3A271KRP | NO | 5.0 | 0.60 |
| | 330 | ±10 | 6.0 | 4.5 | ECKA3A331KRP | 5.0 | 0.60 | ECKN3A331KRP | NO | 5.0 | 0.60 |
| | 390 | ±10 | 7.0 | 4.5 | ECKA3A391KRP | 5.0 | 0.60 | ECKN3A391KRP | NO | 5.0 | 0.60 |
| | 470 | ±10 | 7.0 | 4.5 | ECKA3A471KRP | 5.0 | 0.60 | ECKN3A471KRP | NO | 5.0 | 0.60 |
| | 560 | ±10 | 7.0 | 4.5 | ECKA3A561KRP | 5.0 | 0.60 | ECKN3A561KRP | NO | 5.0 | 0.60 |
| | 680 | ±10 | 7.5 | 4.5 | ECKA3A681KRP | 5.0 | 0.60 | ECKN3A681KRP | NO | 5.0 | 0.60 |
| | 820 | ±10 | 7.5 | 4.5 | ECKA3A821KRP | 5.0 | 0.60 | ECKN3A821KRP | NO | 5.0 | 0.60 |
| | 1000 | ±10 | 9.0 | 4.5 | ECKA3A102KRP | 5.0 | 0.60 | ECKN3A102KRP | NO | 5.0 | 0.60 |
| | 1200 | ±10 | 9.0 | 4.5 | ECKA3A122KRP | 5.0 | 0.60 | ECKN3A122KRP | NO | 5.0 | 0.60 |
| | 1500 | ±10 | 10.5 | 4.5 | ECKA3A152KRP | 5.0 | 0.60 | ECKN3A152KRP | NO | 5.0 | 0.60 |
| | 1800 | ±10 | 10.5 | 4.5 | ECKA3A182KRP | 5.0 | 0.60 | ECKN3A182KRP | NO | 5.0 | 0.60 |
| | 2200 | ±10 | 11.5 | 4.5 | ECKA3A222KRP | 5.0 | 0.60 | ECKN3A222KRP | NO | 5.0 | 0.60 |
| | 2700 | ±10 | 13.0 | 4.5 | ECKA3A272KRP | 7.5 | 0.65 | ECKN3A272KRP | N1 | 7.5 | 0.65 |
| | 3300 | ±10 | 13.0 | 4.5 | ECKA3A332KRP | 7.5 | 0.65 | ECKN3A332KRP | N1 | 7.5 | 0.65 |
| | 3900 | ±10 | 14.0 | 4.5 | ECKA3A392KRP | 7.5 | 0.65 | ECKN3A392KRP | N1 | 7.5 | 0.65 |
| 4700 | ±10 | 16.5 | 4.5 | ECKA3A472KRP | 7.5 | 0.65 | — | — | — | — | |
| 2 kVDC | 100 | ±10 | 7.0 | 5.0 | ECKA3D101KRP | 7.5 | 0.65 | ECKN3D101KRP | N1 | 7.5 | 0.65 |
| | 120 | ±10 | 7.0 | 5.0 | ECKA3D121KRP | 7.5 | 0.65 | ECKN3D121KRP | N1 | 7.5 | 0.65 |
| | 150 | ±10 | 7.0 | 5.0 | ECKA3D151KRP | 7.5 | 0.65 | ECKN3D151KRP | N1 | 7.5 | 0.65 |
| | 180 | ±10 | 7.0 | 5.0 | ECKA3D181KRP | 7.5 | 0.65 | ECKN3D181KRP | N1 | 7.5 | 0.65 |
| | 220 | ±10 | 7.0 | 5.0 | ECKA3D221KRP | 7.5 | 0.65 | ECKN3D221KRP | N1 | 7.5 | 0.65 |
| | 270 | ±10 | 7.0 | 5.0 | ECKA3D271KRP | 7.5 | 0.65 | ECKN3D271KRP | N1 | 7.5 | 0.65 |
| | 330 | ±10 | 7.5 | 5.0 | ECKA3D331KRP | 7.5 | 0.65 | ECKN3D331KRP | N1 | 7.5 | 0.65 |
| | 390 | ±10 | 7.5 | 5.0 | ECKA3D391KRP | 7.5 | 0.65 | ECKN3D391KRP | N1 | 7.5 | 0.65 |
| | 470 | ±10 | 9.0 | 5.0 | ECKA3D471KRP | 7.5 | 0.65 | ECKN3D471KRP | N1 | 7.5 | 0.65 |
| | 560 | ±10 | 9.0 | 5.0 | ECKA3D561KRP | 7.5 | 0.65 | ECKN3D561KRP | N1 | 7.5 | 0.65 |
| | 680 | ±10 | 10.0 | 5.0 | ECKA3D681KRP | 7.5 | 0.65 | ECKN3D681KRP | N1 | 7.5 | 0.65 |
| | 820 | ±10 | 10.0 | 5.0 | ECKA3D821KRP | 7.5 | 0.65 | ECKN3D821KRP | N1 | 7.5 | 0.65 |
| | 1000 | ±10 | 12.0 | 5.0 | ECKA3D102KRP | 7.5 | 0.65 | ECKN3D102KRP | N1 | 7.5 | 0.65 |
| | 1200 | ±10 | 12.0 | 5.0 | ECKA3D122KRP | 7.5 | 0.65 | ECKN3D122KRP | N1 | 7.5 | 0.65 |
| | 1500 | ±10 | 12.0 | 5.0 | ECKA3D152KRP | 7.5 | 0.65 | ECKN3D152KRP | N1 | 7.5 | 0.65 |
| | 1800 | ±10 | 14.0 | 5.0 | ECKA3D182KRP | 10.0 | 0.65 | — | — | — | — |
| | 2200 | ±10 | 16.0 | 5.0 | ECKA3D222KRP | 10.0 | 0.65 | — | — | — | — |
| | 2700 | ±10 | 16.0 | 5.0 | ECKA3D272KRP | 10.0 | 0.65 | — | — | — | — |
| | 3300 | ±10 | 19.0 | 5.0 | ECKA3D332KRP | 10.0 | 0.65 | — | — | — | — |
| | 3900 | ±10 | 20.0 | 5.0 | ECKA3D392KRP | 10.0 | 0.65 | — | — | — | — |
| 4700 | ±10 | 21.0 | 5.0 | ECKA3D472KRP | 10.0 | 0.65 | — | — | — | — | |

■ Ratings and Characteristics

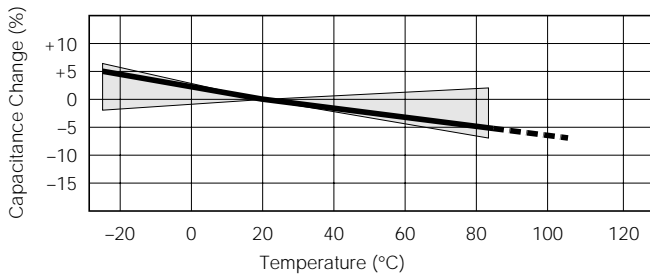
● Series KRP (Class 2, Temp. Char. R/Y5R, 1 to 3 kVDC) (Continuation)

| Rated Volt. | Cap. in pF | Capacitance Tolerance (%) | Dimensions in mm | | Kinked Lead Type (Bulk) | | | Kinked Lead Taping Type | | | |
|-------------|------------|---------------------------|------------------|--------------|-------------------------|------------------|------|-------------------------|------------|------------------|------|
| | | | D max. | T max. | Part Number | Dimensions in mm | | Part Number | Taped Type | Dimensions in mm | |
| | | | | | | F | d | | | F | d |
| 3 kVDC | 100 | ±10 | 7.5 | 5.5 | ECKA3F101KRP | 7.5 | 0.65 | ECKN3F101KRP | N1 | 7.5 | 0.65 |
| | 120 | ±10 | 7.5 | 5.5 | ECKA3F121KRP | 7.5 | 0.65 | ECKN3F121KRP | N1 | 7.5 | 0.65 |
| | 150 | ±10 | 7.5 | 5.5 | ECKA3F151KRP | 7.5 | 0.65 | ECKN3F151KRP | N1 | 7.5 | 0.65 |
| | 180 | ±10 | 7.5 | 5.5 | ECKA3F181KRP | 7.5 | 0.65 | ECKN3F181KRP | N1 | 7.5 | 0.65 |
| | 220 | ±10 | 8.0 | 5.5 | ECKA3F221KRP | 7.5 | 0.65 | ECKN3F221KRP | N1 | 7.5 | 0.65 |
| | 270 | ±10 | 8.0 | 5.5 | ECKA3F271KRP | 7.5 | 0.65 | ECKN3F271KRP | N1 | 7.5 | 0.65 |
| | 330 | ±10 | 8.5 | 5.5 | ECKA3F331KRP | 7.5 | 0.65 | ECKN3F331KRP | N1 | 7.5 | 0.65 |
| | 390 | ±10 | 9.5 | 5.5 | ECKA3F391KRP | 7.5 | 0.65 | ECKN3F391KRP | N1 | 7.5 | 0.65 |
| | 470 | ±10 | 9.5 | 5.5 | ECKA3F471KRP | 7.5 | 0.65 | ECKN3F471KRP | N1 | 7.5 | 0.65 |
| | 560 | ±10 | 10.5 | 5.5 | ECKA3F561KRP | 7.5 | 0.65 | ECKN3F561KRP | N1 | 7.5 | 0.65 |
| | 680 | ±10 | 10.5 | 5.5 | ECKA3F681KRP | 7.5 | 0.65 | ECKN3F681KRP | N1 | 7.5 | 0.65 |
| | 820 | ±10 | 12.5 | 5.5 | ECKA3F821KRP | 7.5 | 0.65 | ECKN3F821KRP | N1 | 7.5 | 0.65 |
| | 1000 | ±10 | 12.5 | 5.5 | ECKA3F102KRP | 10.0 | 0.65 | --- | --- | --- | --- |
| | 1200 | ±10 | 14.5 | 5.5 | ECKA3F122KRP | 10.0 | 0.65 | --- | --- | --- | --- |
| | 1500 | ±10 | 14.5 | 5.5 | ECKA3F152KRP | 10.0 | 0.65 | --- | --- | --- | --- |
| | 1800 | ±10 | 16.5 | 5.5 | ECKA3F182KRP | 10.0 | 0.65 | --- | --- | --- | --- |
| 2200 | ±10 | 17.0 | 5.5 | ECKA3F222KRP | 10.0 | 0.65 | --- | --- | --- | --- | |

■ Typical Temperature Characteristics

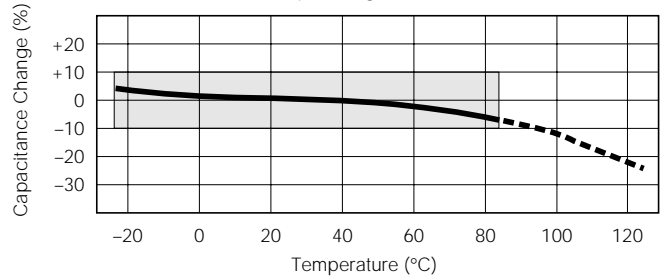
Series KGE (Char. SL/GP)

(Temp. Coeff. : +350 to -1000 ppm/°C)



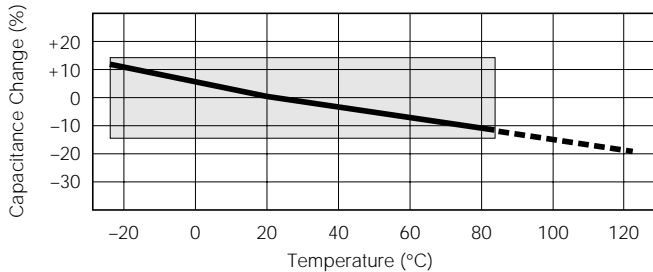
Series KBP (Char. B/Y5P)

(Temp. Range : -25 to 85 °C
max. Cap. Change : ±10 %)

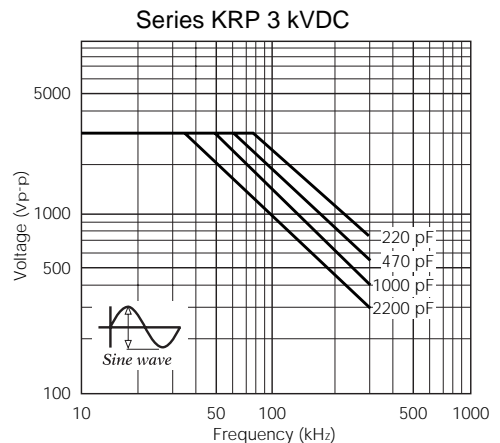
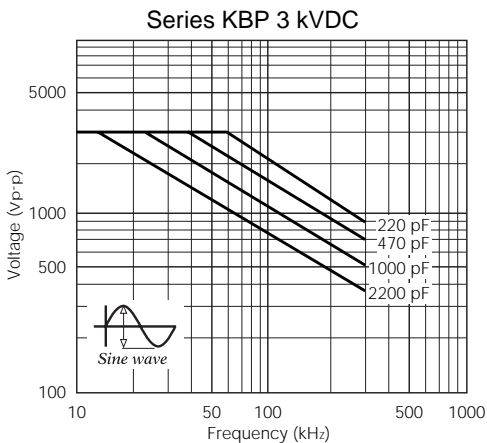
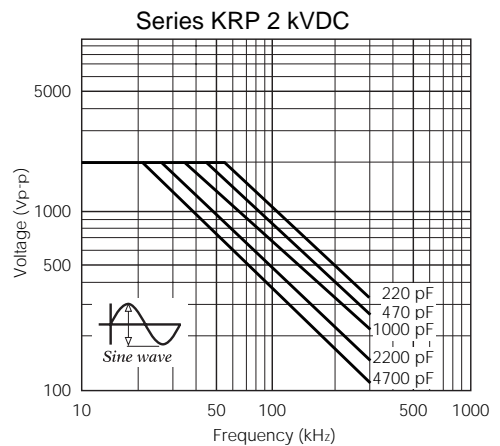
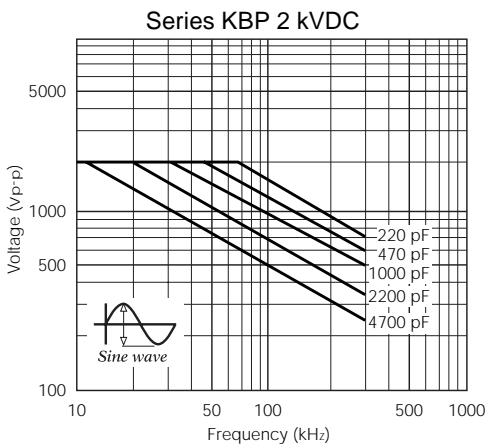
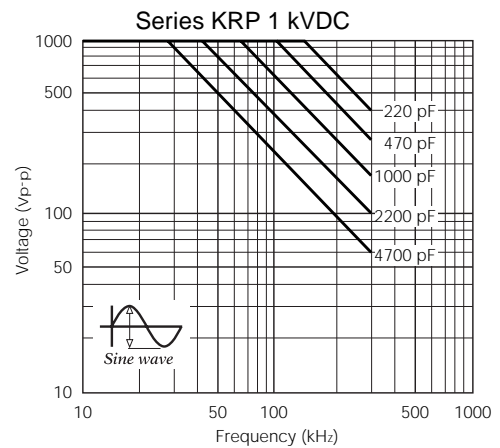
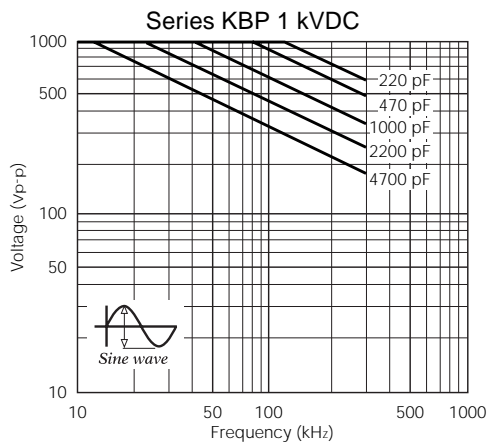


Series KRP (Char. R/Y5R)

(Temp. Range : -25 to 85 °C
max. Cap. Change : ±15 %)



■ Characteristics of Voltage – Frequency



The graphs above show the maximum permissible voltage when using a capacitor with an AC sine wave voltage. When measuring this voltage in room temperature (25 °C), the capacitor self-heat generation will rise a maximum of 20 °C. When using a pulse voltage or an AC voltage other than a sine wave, confirm that the capacitor self-heat generation is less than 20 °C in an ambient room temperature of 25 °C. The self-heat generation temperature is the difference between the surface temperature and the ambient room temperature. As for the situation when the self-heat generation temperature is more than 25 °C, refer to the figure on the right.

Permission self generation of heat temperature vs. ambient temperature

