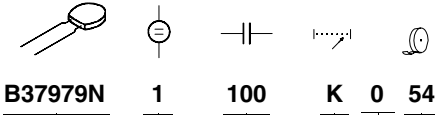


## 阅读申明

- 1.本站收集的数据手册和产品资料都来自互联网，版权归原作者所有。如读者和版权方有任何异议请及时告之，我们将妥善解决。
- 2.本站提供的中文数据手册是英文数据手册的中文翻译，其目的是协助用户阅读，该译文无法自动跟随原稿更新，同时也可能存在翻译上的不当。建议读者以英文原稿为参考以便获得更精准的信息。
- 3.本站提供的产品资料，来自厂商的技术支持或者使用者的心得体会等，其内容可能存在描述上的差异，建议读者做出适当判断。
- 4.如需与我们联系，请发邮件到marketing@iczoom.com，主题请标有“数据手册”字样。

## Read Statement

1. The datasheets and other product information on the site are all from network reference or other public materials, and the copyright belongs to the original author and original published source. If readers and copyright owners have any objections, please contact us and we will deal with it in a timely manner.
2. The Chinese datasheets provided on the website is a Chinese translation of the English datasheets. Its purpose is for reader's learning exchange only and do not involve commercial purposes. The translation cannot be automatically updated with the original manuscript, and there may also be improper translations. Readers are advised to use the English manuscript as a reference for more accurate information.
3. All product information provided on the website refer to solutions from manufacturers' technical support or users the contents may have differences in description, and readers are advised to take the original article as the standard.
4. If you have any questions, please contact us at marketing@iczoom.com and mark the subject with "Datasheets" .

**Ordering code system**

**Packaging**

51  $\triangleq$  cardboard tape, reel packing (360-mm reel)  
**54  $\triangleq$  Ammo packing (standard)**  
 00  $\triangleq$  bulk

**Internal coding**
**Capacitance tolerance**

J  $\triangleq \pm 5\%$   
**K  $\triangleq \pm 10\%$  (standard for C0G)**  
 M  $\triangleq \pm 20\%$  (standard for X7R and Z5U (Y5U))

**Capacitance, coded**    101  $\triangleq 10 \cdot 10^1$  pF = 100 pF  
 (example)                    222  $\triangleq 22 \cdot 10^2$  pF = 2,2 nF  
                                      473  $\triangleq 47 \cdot 10^3$  pF = 47 nF

**Rated voltage**

Rated voltage [VDC]	50	100
Code	5	1

**Type and size**

With radial leads EIA standard	Temperature characteristic		
	C0G	X7R	Z5U (Y5U)
Lead spacing 2,5 mm 5,5 × 5,0 × 2,5 6,5 × 5,0 × 2,5	B37979N B37986N	B37981M B37987M	B37982N B37988N
Lead spacing 5,0 mm 5,5 × 5,0 × 2,5 6,5 × 5,0 × 2,5 9,0 × 7,5 × 2,5	B37979G B37986G —	B37981F B37987F B37984M	B37982G B37988G B37985N

**Features**

- Good thermal stability
- High insulation resistance
- Low dissipation factor
- Low inductance


**Applications**

- Resonant circuits
- Filter circuits
- Timing elements
- Coupling and filtering, particularly in RF circuits

**Termination**

- Parallel wire leads, iron-nickel, tinned
- Crimped leads
- Non-standard lead lengths on request

**Marking**

- Rated capacitance, tolerance, manufacturer's logo, ceramic material, voltage

**Delivery mode**

- Cardboard tape in Ammo packing (standard)
- Cardboard tape on 360-mm reel or bulk on request

**Electrical data**

Temperature characteristic		COG	
Climatic category (IEC 60068-1)		55/125/56	
Standard		EIA	
Dielectric		Class 1	
Rated voltage	$V_R$	50, 100	VDC
Test voltage	$V_{test}$	$2,5 \cdot V_R/5 s$	VDC
Capacitance range / E series	$C_R$	10 pF ... 10 nF (E12)	
Temperature coefficient		$0 \pm 30 \cdot 10^{-6}/K$	
Dissipation factor (limit value)	$\tan \delta$	$< 1,0 \cdot 10^{-3}$	
Insulation resistance <sup>1)</sup> at + 25 °C	$R_{ins}$	$> 10^5$	MΩ
Insulation resistance <sup>1)</sup> at +125 °C	$R_{ins}$	$> 10^4$	MΩ
Time constant <sup>1)</sup> at + 25 °C	$\tau$	$> 1000$	s
Time constant <sup>1)</sup> at +125 °C	$\tau$	$> 100$	s
Operating temperature range	$T_{op}$	-55 ... +125	°C
Ageing		none	

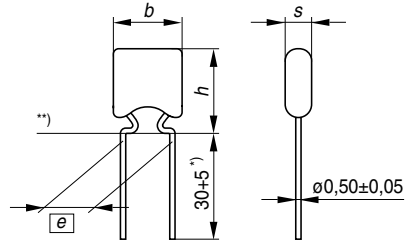
1) For  $C_R > 10$  nF the time constant  $\tau = C \cdot R_{ins}$  is given.



**Capacitance tolerances**

Code letter	J	K (standard)
Tolerance	±5%	±10%

**Dimensional drawing**


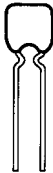




\*) Lead length for bulk packaging

\*\*) Seating plane in acc. with IEC 600717

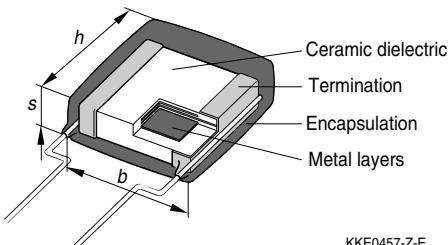
KKE0456-R-E

**Dimensions (mm)**

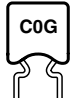
	Lead spacing $\boxed{e}$ = 2,5 +0,6/-0,1 mm	
Type	B37979N	B37986N
		
$h_{max}$	5,5	6,5
$b_{max}$	5,0	5,0
$s_{max}$	2,5	2,5

	Lead spacing $\boxed{e}$ = 5,0 +0,6/-0,1 mm	
Type	B37979G	B37986G
		
$h_{max}$	5,5	6,5
$b_{max}$	5,0	5,0
$s_{max}$	2,5	2,5

**Termination**







KKE0457-Z-E




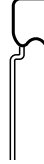


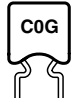
**Multilayer Ceramic Capacitors**  
**C0G**

**Product range leaded capacitors**

		C0G							
Lead spacing		2,5 mm				5,0 mm			
									
$h \times b \times s$ (mm)		5,5 × 5,0 × 2,5		6,5 × 5,0 × 2,5		5,5 × 5,0 × 2,5		6,5 × 5,0 × 2,5	
Type		B37979N		B37986N		B37979G		B37986G	
$V_R$ (VDC)		50		100		50		100	
$C_R$									
10 pF									
12 pF									
15 pF									
18 pF									
22 pF									
27 pF									
33 pF									
39 pF									
47 pF									
56 pF									
68 pF									
82 pF									
100 pF									
120 pF									
150 pF									
180 pF									
220 pF									
270 pF									
330 pF									
390 pF									
470 pF									
560 pF									
680 pF									
820 pF									


**Product range leaded capacitors**

		COG							
Lead spacing		2,5 mm				5,0 mm			
									
$h \times b \times s$ (mm)		5,5 × 5,0 × 2,5		6,5 × 5,0 × 2,5		5,5 × 5,0 × 2,5		6,5 × 5,0 × 2,5	
Type		B37979N		B37986N		B37979G		B37986G	
$V_R$ (VDC)		50		100		50		100	
$C_R$		50		100		50		100	
1,0 nF									
1,2 nF									
1,5 nF									
1,8 nF									
2,2 nF									
2,7 nF									
3,3 nF									
3,9 nF									
4,7 nF									
5,6 nF									
6,8 nF									
8,2 nF									
10 nF									


**Multilayer Ceramic Capacitors**
**COG**
**Ordering codes and packing for COG, 50 VDC, lead spacing 2,5 mm**

C <sub>R</sub>	Ordering code <sup>1)</sup>	Ammo packing	Reel packing	Bulk
		** $\triangle$ 54	** $\triangle$ 51	** $\triangle$ 00
		pcs	pcs/reel	pcs

**B37979, 50 VDC, 5,5 × 5,0 × 2,5 mm**

100 pF	B37979N5101K0**	2500	2500	2000
120 pF	B37979N5121K0**	2500	2500	2000
150 pF	B37979N5151K0**	2500	2500	2000
180 pF	B37979N5181K0**	2500	2500	2000
220 pF	B37979N5221K0**	2500	2500	2000
270 pF	B37979N5271K0**	2500	2500	2000
330 pF	B37979N5331K0**	2500	2500	2000
390 pF	B37979N5391K0**	2500	2500	2000
470 pF	B37979N5471K0**	2500	2500	2000
560 pF	B37979N5561K0**	2500	2500	2000
680 pF	B37979N5681K0**	2500	2500	2000
820 pF	B37979N5821K0**	2500	2500	2000
1,0 nF	B37979N5102K0**	2500	2500	2000
1,2 nF	B37979N5122K0**	2500	2500	2000
1,5 nF	B37979N5152K0**	2500	2500	2000
1,8 nF	B37979N5182K0**	2500	2500	2000
2,2 nF	B37979N5222K0**	2500	2500	2000

**B37986, 50 VDC, 6,5 × 5,0 × 2,5 mm**

2,7 nF	B37986N5272K0**	2500	2500	2000
3,3 nF	B37986N5332K0**	2500	2500	2000
3,9 nF	B37986N5392K0**	2500	2500	2000
4,7 nF	B37986N5472K0**	2500	2500	2000
5,6 nF	B37986N5562K0**	2500	2500	2000
6,8 nF	B37986N5682K0**	2500	2500	2000
8,2 nF	B37986N5822K0**	2500	2500	2000
10 nF	B37986N5103K0**	2500	2500	2000

1) The table contains the ordering codes for the standard capacitance tolerance.  
For other available capacitance tolerances see page 154.


**Ordering codes and packing for C0G, 50 VDC, lead spacing 5,0 mm**

C <sub>R</sub>	Ordering code <sup>1)</sup>	Ammo packing	Reel packing	Bulk
		** $\Delta$ 54	** $\Delta$ 51	** $\Delta$ 00
		pcs	pcs/reel	pcs

**B37979, 50 VDC, 5,5 × 5,0 × 2,5 mm**

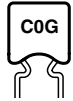
100 pF	B37979G5101K0**	2500	2500	2000
120 pF	B37979G5121K0**	2500	2500	2000
150 pF	B37979G5151K0**	2500	2500	2000
180 pF	B37979G5181K0**	2500	2500	2000
220 pF	B37979G5221K0**	2500	2500	2000
270 pF	B37979G5271K0**	2500	2500	2000
330 pF	B37979G5331K0**	2500	2500	2000
390 pF	B37979G5391K0**	2500	2500	2000
470 pF	B37979G5471K0**	2500	2500	2000
560 pF	B37979G5561K0**	2500	2500	2000
680 pF	B37979G5681K0**	2500	2500	2000
820 pF	B37979G5821K0**	2500	2500	2000
1,0 nF	B37979G5102K0**	2500	2500	2000
1,2 nF	B37979G5122K0**	2500	2500	2000
1,5 nF	B37979G5152K0**	2500	2500	2000
1,8 nF	B37979G5182K0**	2500	2500	2000
2,2 nF	B37979G5222K0**	2500	2500	2000

**B37986, 50 VDC, 6,5 × 5,0 × 2,5 mm**

2,7 nF	B37986G5272K0**	2500	2500	2000
3,3 nF	B37986G5332K0**	2500	2500	2000
3,9 nF	B37986G5392K0**	2500	2500	2000
4,7 nF	B37986G5472K0**	2500	2500	2000
5,6 nF	B37986G5562K0**	2500	2500	2000
6,8 nF	B37986G5682K0**	2500	2500	2000
8,2 nF	B37986G5822K0**	2500	2500	2000
10 nF	B37986G5103K0**	2500	2500	2000

1) The table contains the ordering codes for the standard capacitance tolerance.  
For other available capacitance tolerances see page 154.




**Multilayer Ceramic Capacitors**
**COG**
**Ordering codes and packing for COG, 100 VDC, lead spacing 2,5 mm**

C <sub>R</sub>	Ordering code <sup>1)</sup>	Ammo packing	Reel packing	Bulk
		** $\triangle$ 54	** $\triangle$ 51	** $\triangle$ 00
		pcs	pcs/reel	pcs

**B37979, 100 VDC, 5,5 × 5,0 × 2,5 mm**

10 pF	B37979N1100K0**	2500	2500	2000
12 pF	B37979N1120K0**	2500	2500	2000
15 pF	B37979N1150K0**	2500	2500	2000
18 pF	B37979N1180K0**	2500	2500	2000
22 pF	B37979N1220K0**	2500	2500	2000
27 pF	B37979N1270K0**	2500	2500	2000
33 pF	B37979N1330K0**	2500	2500	2000
39 pF	B37979N1390K0**	2500	2500	2000
47 pF	B37979N1470K0**	2500	2500	2000
56 pF	B37979N1560K0**	2500	2500	2000
68 pF	B37979N1680K0**	2500	2500	2000
82 pF	B37979N1820K0**	2500	2500	2000
100 pF	B37979N1101K0**	2500	2500	2000
120 pF	B37979N1121K0**	2500	2500	2000
150 pF	B37979N1151K0**	2500	2500	2000
180 pF	B37979N1181K0**	2500	2500	2000
220 pF	B37979N1221K0**	2500	2500	2000
270 pF	B37979N1271K0**	2500	2500	2000
330 pF	B37979N1331K0**	2500	2500	2000
390 pF	B37979N1391K0**	2500	2500	2000
470 pF	B37979N1471K0**	2500	2500	2000
560 pF	B37979N1561K0**	2500	2500	2000
680 pF	B37979N1681K0**	2500	2500	2000
820 pF	B37979N1821K0**	2500	2500	2000
1,0 nF	B37979N1102K0**	2500	2500	2000

**B37986, 100 VDC, 6,5 × 5,0 × 2,5 mm**

1,2 nF	B37986N1122K0**	2500	2500	2000
1,5 nF	B37986N1152K0**	2500	2500	2000
1,8 nF	B37986N1182K0**	2500	2500	2000
2,2 nF	B37986N1222K0**	2500	2500	2000

1) The table contains the ordering codes for the standard capacitance tolerance.  
For other available capacitance tolerances see page 154.


**Ordering codes and packing for C0G, 100 VDC, lead spacing 5,0 mm**

C <sub>R</sub>	Ordering code <sup>1)</sup>	Ammo packing	Reel packing	Bulk
		** $\triangle$ 54	** $\triangle$ 51	** $\triangle$ 00
		pcs	pcs/reel	pcs

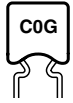
**B37979, 100 VDC, 5,5 × 5,0 × 2,5 mm**

10 pF	B37979G1100K0**	2500	2500	2000
12 pF	B37979G1120K0**	2500	2500	2000
15 pF	B37979G1150K0**	2500	2500	2000
18 pF	B37979G1180K0**	2500	2500	2000
22 pF	B37979G1220K0**	2500	2500	2000
27 pF	B37979G1270K0**	2500	2500	2000
33 pF	B37979G1330K0**	2500	2500	2000
39 pF	B37979G1390K0**	2500	2500	2000
47 pF	B37979G1470K0**	2500	2500	2000
56 pF	B37979G1560K0**	2500	2500	2000
68 pF	B37979G1680K0**	2500	2500	2000
82 pF	B37979G1820K0**	2500	2500	2000
100 pF	B37979G1101K0**	2500	2500	2000
120 pF	B37979G1121K0**	2500	2500	2000
150 pF	B37979G1151K0**	2500	2500	2000
180 pF	B37979G1181K0**	2500	2500	2000
220 pF	B37979G1221K0**	2500	2500	2000
270 pF	B37979G1271K0**	2500	2500	2000
330 pF	B37979G1331K0**	2500	2500	2000
390 pF	B37979G1391K0**	2500	2500	2000
470 pF	B37979G1471K0**	2500	2500	2000
560 pF	B37979G1561K0**	2500	2500	2000
680 pF	B37979G1681K0**	2500	2500	2000
820 pF	B37979G1821K0**	2500	2500	2000
1,0 nF	B37979G1102K0**	2500	2500	2000

**B37986, 100 VDC, 6,5 × 5,0 × 2,5 mm**

1,2 nF	B37986G1122K0**	2500	2500	2000
1,5 nF	B37986G1152K0**	2500	2500	2000
1,8 nF	B37986G1182K0**	2500	2500	2000
2,2 nF	B37986G1222K0**	2500	2500	2000

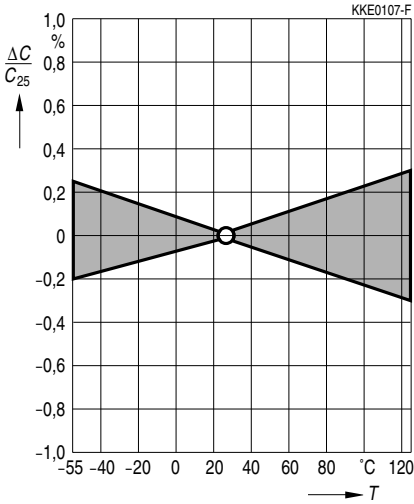
1) The table contains the ordering codes for the standard capacitance tolerance.  
For other available capacitance tolerances see page 154.



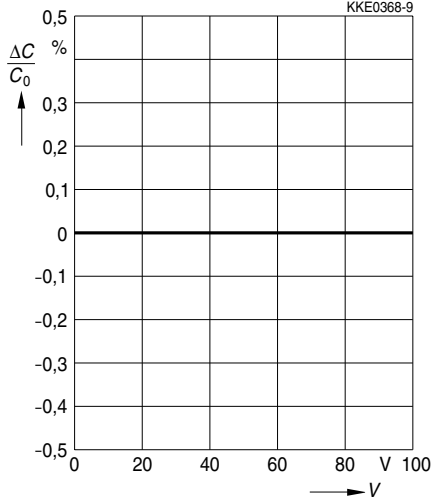
**Multilayer Ceramic Capacitors**  
**COG**

**Typical characteristics**

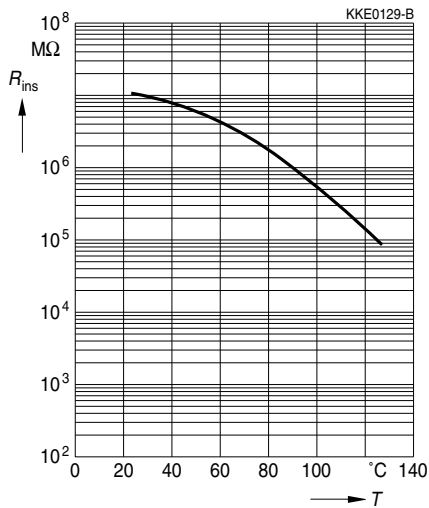
Capacitance change  $\Delta C/C_{25}$  versus temperature  $T$  (tolerance range  $\square$ )



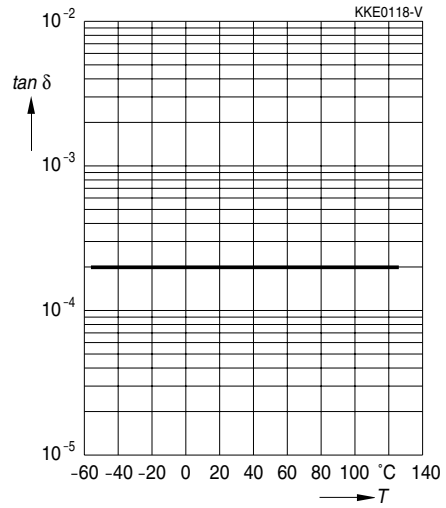
Capacitance change  $\Delta C/C_0$  versus superimposed DC voltage  $V$



Insulation resistance  $R_{ins}$  versus temperature  $T$



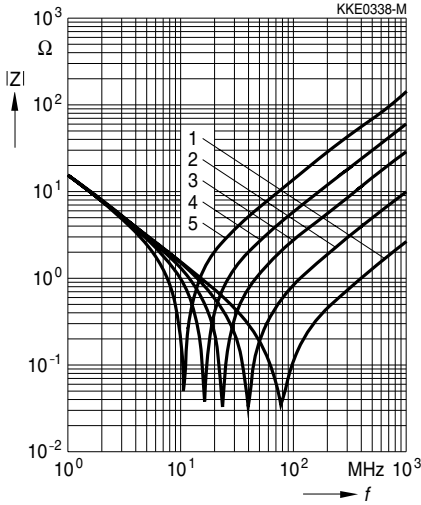
Dissipation factor  $\tan \delta$  versus temperature  $T$





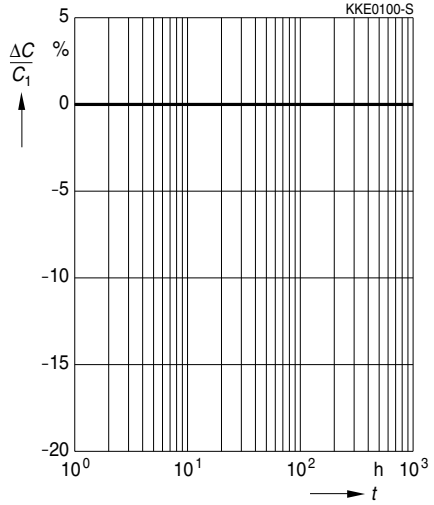
### Typical characteristics

Impedance  $|Z|$  versus frequency  $f$



- 1: Chip
- 2: 1,5 mm lead length
- 3: 5,0 mm lead length
- 4: 10,0 mm lead length
- 5: 20,0 mm lead length

Capacitance change  $\Delta C/C_1$  versus time  $t$



**Herausgegeben von EPCOS AG**

**Unternehmenskommunikation, Postfach 80 17 09, 81617 München, DEUTSCHLAND**

**☎ ++49 89 636 09, FAX (0 89) 636-2 26 89**

© EPCOS AG 2002. Vervielfältigung, Veröffentlichung, Verbreitung und Verwertung dieser Broschüre und ihres Inhalts ohne ausdrückliche Genehmigung der EPCOS AG nicht gestattet.

Bestellungen unterliegen den vom ZVEI empfohlenen Allgemeinen Lieferbedingungen für Erzeugnisse und Leistungen der Elektroindustrie, soweit nichts anderes vereinbart wird.

Diese Broschüre ersetzt die vorige Ausgabe.

Fragen über Technik, Preise und Liefermöglichkeiten richten Sie bitte an den Ihnen nächstgelegenen Vertrieb der EPCOS AG oder an unsere Vertriebsgesellschaften im Ausland. Bauelemente können aufgrund technischer Erfordernisse Gefahrstoffe enthalten. Auskünfte darüber bitten wir unter Angabe des betreffenden Typs ebenfalls über die zuständige Vertriebsgesellschaft einzuholen.

**Published by EPCOS AG**

**Corporate Communications, P.O. Box 80 17 09, 81617 Munich, GERMANY**

**☎ ++49 89 636 09, FAX (0 89) 636-2 26 89**

© EPCOS AG 2002. Reproduction, publication and dissemination of this brochure and the information contained therein without EPCOS' prior express consent is prohibited.

Purchase orders are subject to the General Conditions for the Supply of Products and Services of the Electrical and Electronics Industry recommended by the ZVEI (German Electrical and Electronic Manufacturers' Association), unless otherwise agreed.

This brochure replaces the previous edition.

For questions on technology, prices and delivery please contact the Sales Offices of EPCOS AG or the international Representatives.

Due to technical requirements components may contain dangerous substances. For information on the type in question please also contact one of our Sales Offices.