

## 阅读申明

- 1.本站收集的数据手册和产品资料都来自互联网，版权归原作者所有。如读者和版权方有任何异议请及时告之，我们将妥善解决。
- 2.本站提供的中文数据手册是英文数据手册的中文翻译，其目的是协助用户阅读，该译文无法自动跟随原稿更新，同时也可能存在翻译上的不当。建议读者以英文原稿为参考以便获得更精准的信息。
- 3.本站提供的产品资料，来自厂商的技术支持或者使用者的心得体会等，其内容可能存在描述上的差异，建议读者做出适当判断。
- 4.如需与我们联系，请发邮件到marketing@iczoom.com，主题请标有“数据手册”字样。

## Read Statement

1. The datasheets and other product information on the site are all from network reference or other public materials, and the copyright belongs to the original author and original published source. If readers and copyright owners have any objections, please contact us and we will deal with it in a timely manner.
2. The Chinese datasheets provided on the website is a Chinese translation of the English datasheets. Its purpose is for reader's learning exchange only and do not involve commercial purposes. The translation cannot be automatically updated with the original manuscript, and there may also be improper translations. Readers are advised to use the English manuscript as a reference for more accurate information.
3. All product information provided on the website refer to solutions from manufacturers' technical support or users the contents may have differences in description, and readers are advised to take the original article as the standard.
4. If you have any questions, please contact us at marketing@iczoom.com and mark the subject with "Datasheets" .

# Disc Ceramic Capacitors

## Safety Ceramic Capacitors



### DEFINITIONS (IEC 384-14 1993)

**X FUNCTION:** applications where the capacitor failure does not lead to danger of electrical shock. There are three subclasses related to the peak voltage of the impulses superimposed to the mains voltage:

Subclass X1: impulses up to 4000V

Subclass X2: impulses up to 2500V

Subclass X3: impulses up to 1200V

**Y FUNCTION:** applications where the capacitor failure may lead to danger of electrical shock. There are four subclasses related to the peak voltage of the impulses applied before the life test:

Subclass Y1: impulses up to 8000V

Subclass Y2: impulses up to 5000V

Subclass Y3: rated 250Vac without impulses

Subclass Y4: impulses up to 2500V

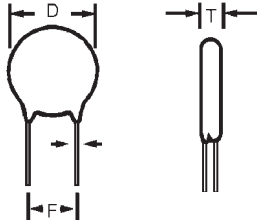
**ANTENNA:** the capacitors are used to decouple the antenna leads of video and audio equipment, whose failure may lead to danger of electrical shock.

**TPC Safety Capacitors:**

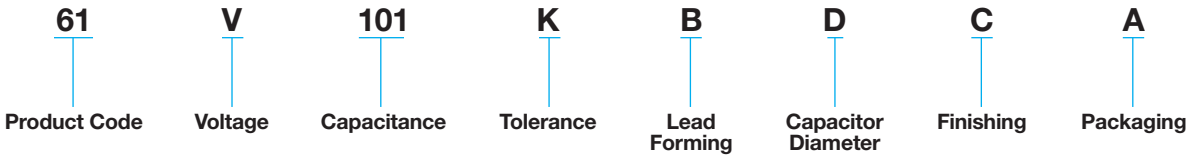
61V (GZO): meets subclasses X1, Y1 Test voltage 4000 VAC

62O (GKO): meets subclasses X1, Y2 Test voltage 2500 VAC

65N (GAY): meets subclasses X2, Y3 Test voltage 1800 VAC



### HOW TO ORDER



### PERFORMANCE CHARACTERISTICS

	61V	62O	65N
Measured at	1.0 kHz / 0.3 Vrms / 25°C	1.0 kHz / 0.3 Vrms / 25°C	1.0 kHz / 0.3 Vrms / 25°C
Capacitance Tolerance	±20% / -20 +50%	±20% / -20 +50%	±20% / -20 +50%
D.F max. @ 25°C	1.5%	1.5%	1.5%
Insulation Resistance (IR)	≥ 10 GΩ	≥ 10 GΩ	≥ 10 GΩ
Test Voltage Between Leads*	4.000 VAC	2.500 VAC	1.800 VAC
Test Voltage Leads to Body	4.000 VAC	2.500 VAC	1.800 VAC
Operating Temperature Range (°C)	-40 +125	-40 +125	-40 +125

\* Main reference voltage

### CERTIFICATION BODY APPROVALS

	Standard	61V			62O			65N		
		Certificate Number	Rated Voltage	Climatic Category	Certificate Number	Rated Voltage	Climatic Category	Certificate Number	Rated Voltage	Climatic Category
UL	UL 1414	E 147842 (N)	250 VAC		E 147842 (N)	250 VAC		E 147842 (N)	250 VAC	-
CAS	CAN/CSA - C22.2 No. 1-94	LR 100430-2	250 VAC		LR 100430-1	250 VAC		-	-	-
VDE	DIN BDE 0560 Part 2	-	-	40/85/21/C	76830 76804	400 VAC	25/85/21	-	-	-
	DIN EN 132400: 1995 IEC 384-14: 1993	94612 94610 94634	X1: 400 VAC Y1: 250 VAC		101384	X1: 400 VAC Y1: 250 VAC	40/85/21/C	-	-	-
IMQ	EN 132400: 1994 IEC 384-14: 1993	V4551	X1: 400 VAC Y1: 250 VAC	40/125/21/C	V4635	X1: 400 VAC Y2: 250 VAC	40/125/21C	-	-	-

# Disc Ceramic Capacitors

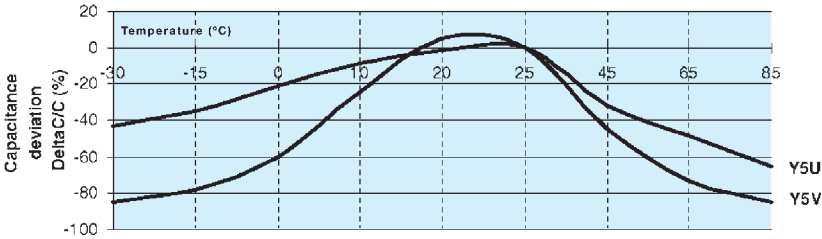
## Safety Ceramic Capacitors Epoxy Coated



### CAPACITANCE VS. DISC DIAMETER

Digits 1, 2, 3 of P.N. $C_R$ (pF)	61V	620	65N		
33	6.0 (0.236)	6.0 (0.236)			
39					
47					
56					
68					
82	7.0 (0.276)	8.0 (0.315)	6.0 (0.236)		
100					
120					
150					
180					
220	8.0 (0.315)	7.0 (0.276)	8.0 (0.315)		
270					
330					
390					
470					
560	10.0 (0.394)	10.0 (0.394)	9.0 (0.354)		
680					
820					
1000					
1200					
1500	11.0 (0.433)	12.0 (0.472)	10.0 (0.394)		
1800					
2200					
2700					
3300					
3900	14.0 (0.551)	14.0 (0.551)	12.0 (0.472)		
4700					
8200				16.0 (0.630)	16.0 (0.630)
10000					
20000					

### TEMPERATURE COEFFICIENT – TYPICAL CURVES



# Disc Ceramic Capacitors



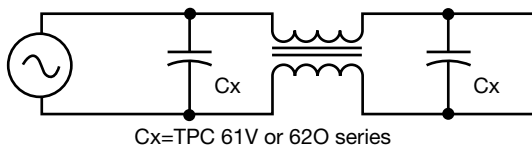
## Safety Ceramic Capacitors Epoxy Coated

### APPROVED LOGOS

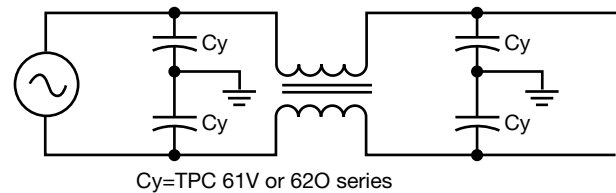


### TYPICAL APPLICATION FOR SAFETY CERAMIC DISCS AND SWITCH MODE

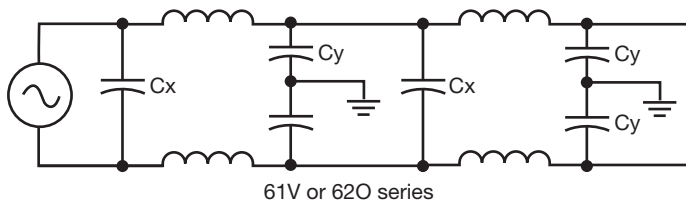
#### Across the line capacitors for noise suppression



#### Line by-pass for noise suppression



#### Typical X and Y function application



#### Protection and suppression of a motor (X and Y function)

