

阅读申明

- 1.本站收集的数据手册和产品资料都来自互联网，版权归原作者所有。如读者和版权方有任何异议请及时告之，我们将妥善解决。
- 2.本站提供的中文数据手册是英文数据手册的中文翻译，其目的是协助用户阅读，该译文无法自动跟随原稿更新，同时也可能存在翻译上的不当。建议读者以英文原稿为参考以便获得更精准的信息。
- 3.本站提供的产品资料，来自厂商的技术支持或者使用者的心得体会等，其内容可能存在描述上的差异，建议读者做出适当判断。
- 4.如需与我们联系，请发邮件到marketing@iczoom.com，主题请标有“数据手册”字样。

Read Statement

1. The datasheets and other product information on the site are all from network reference or other public materials, and the copyright belongs to the original author and original published source. If readers and copyright owners have any objections, please contact us and we will deal with it in a timely manner.
2. The Chinese datasheets provided on the website is a Chinese translation of the English datasheets. Its purpose is for reader's learning exchange only and do not involve commercial purposes. The translation cannot be automatically updated with the original manuscript, and there may also be improper translations. Readers are advised to use the English manuscript as a reference for more accurate information.
3. All product information provided on the website refer to solutions from manufacturers' technical support or users the contents may have differences in description, and readers are advised to take the original article as the standard.
4. If you have any questions, please contact us at marketing@iczoom.com and mark the subject with "Datasheets" .

Disc Ceramic Capacitors



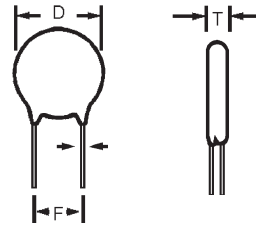
AC and Switch Mode Epoxy Coated

CAPACITORS FOR AC AND SWITCH MODE APPLICATIONS

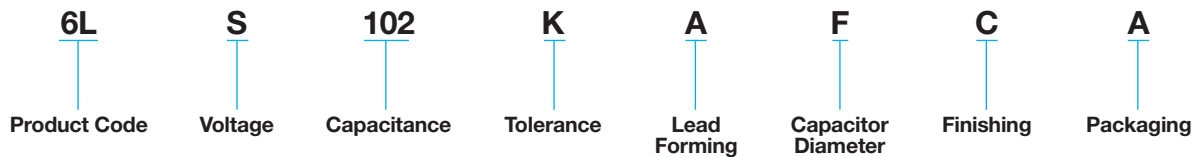
These capacitors are made of a new dielectric compound specially developed for AC or switch mode circuits that can generate dielectric heat which is limiting factor on other ceramic disc capacitors.

This new series adds the advantages of class I (low loss factor) with the advantages of class II capacitors (small sizes and lower costs).

The capacitors are epoxy coated, flame retardant class UL 94-V0. They meet the standards of the telecom and data processing industry. They are particularly suited for TV deflection and power supply circuits.



HOW TO ORDER



PERFORMANCE CHARACTERISTICS

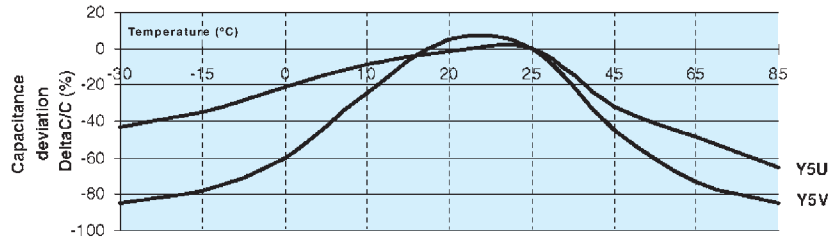
Measured at	1.0 kHz / 0.3 Vrms / 25°C				
Dissipation Factor (%)	6LR / 6LS / 6LT ≤ 0.5% 67S / 68S ≤ 0.8%				
Capacitance Tolerance	6LR ±10% ±20% -20 +50%	6LS ±10% ±20% -20 +50%	6LT ±10% ±20% -20 +50%	67S ±20% -20 +50%	68S -20 +50%
Insulation Resistance (IR)	@ 500V → ≥ 10 GΩ				
Dielectric Strength NOTE: Charging current limited to 50 mA	1.5 × V _R + 500 (DC) Between leads and body insulation				
dV/dt test	up to 3.5 kV/μsec				
Operating Temperature Range (°C)	-40... +125°C				
Climatic Category	30 / 85 / 56 Epoxy Coated				
Max. Temp. rise on the external surface of the capacitor related to ambient	Measured at 20mm from the capacitor				T _{max} = T _{amb} + 20°C

Disc Ceramic Capacitors



AC Switch Mode Epoxy Coated

TEMPERATURE COEFFICIENT – TYPICAL CURVES



CERTIFICATION BODY APPROVALS

	Standard	6LR		6LS		67S	
		Certificate Number	Rated Voltage	Certificate Number	Rated Voltage	Certificate Number	Rated Voltage
UL	UL 1414	E 147842	250 VAC	E 147842	250 VAC	E 147842	250 VAC

APPROVED LOGOS



CAPACITANCE VS. DISC DIAMETER

millimeters (inches)

Temp. Coefficient	Y5P			Y5U	Y5V				
Digits 1, 2, 3 of P.N.	6LR	6LS	6LT	67S	68S				
Rated Voltage (V _R)	1000 VDC 130 VAC	2000 VDC 250 VAC	3000 VDC 380 VAC	2000 VDC 250 VAC	2000 VDC 250 VAC				
C _R (pF)									
100	6.0 (0.236)	6.0 (0.236)	6.0 (0.236)	8.0 (0.315)	8.0 (0.315)				
120									
150									
180									
220									
270									
330	7.0 (0.276)	8.0 (0.315)	9.0 (0.354)	10.0 (0.394)	10.0 (0.394)				
390									
470									
560									
680									
820									
1000	8.0 (0.315)	10.0 (0.394)	12.0 (0.472)	14.0 (0.551)	14.0 (0.551)				
1200									
1500									
1800									
2200									
2700									
3300	14.0 (0.551)	16.0 (0.630)	16.0 (0.630)	19.0 (0.748)	19.0 (0.748)				
3900									
4700									
10000						16.0 (0.630)	19.0 (0.748)	19.0 (0.748)	19.0 (0.748)
12000									
15000						16.0 (0.630)	19.0 (0.748)	19.0 (0.748)	19.0 (0.748)
18000									
22000	16.0 (0.630)	19.0 (0.748)	19.0 (0.748)	19.0 (0.748)					
27000									
33000	16.0 (0.630)	19.0 (0.748)	19.0 (0.748)	19.0 (0.748)					
39000									
47000	16.0 (0.630)	19.0 (0.748)	19.0 (0.748)	19.0 (0.748)					
100000									