

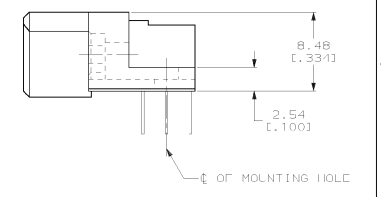
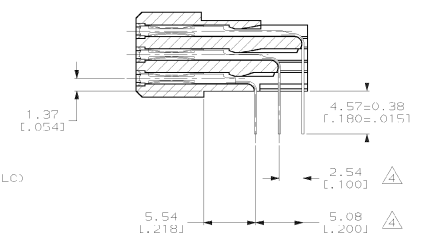
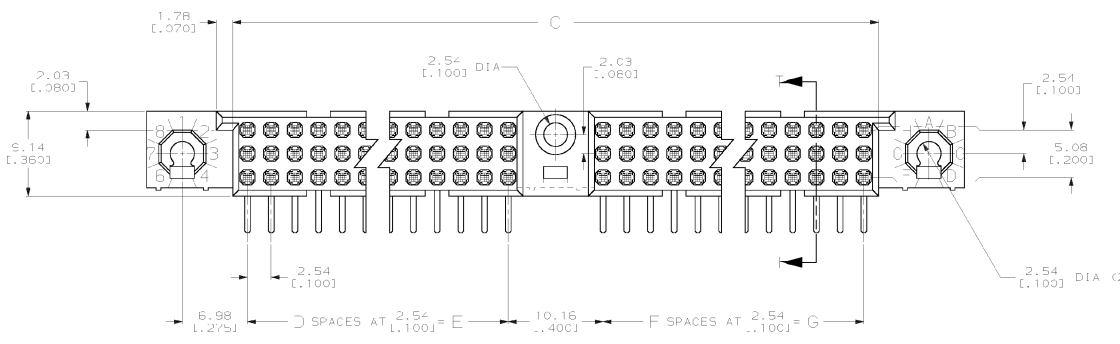
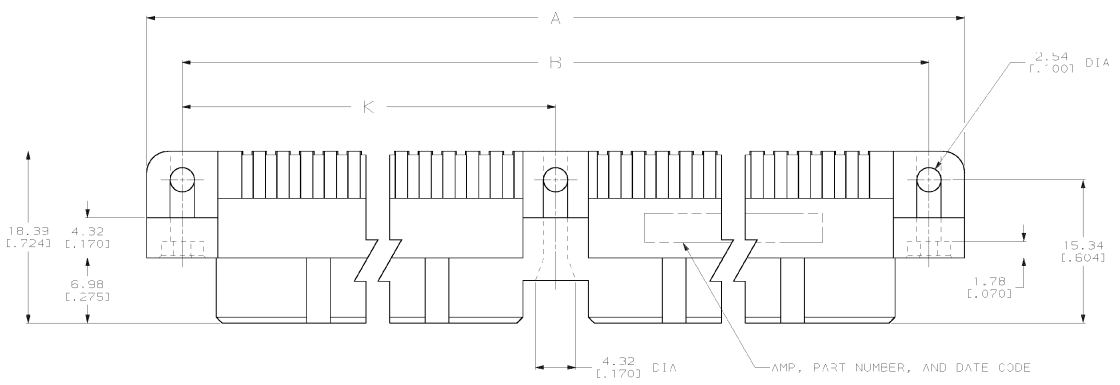
## 阅读申明

- 1.本站收集的数据手册和产品资料都来自互联网，版权归原作者所有。如读者和版权方有任何异议请及时告之，我们将妥善解决。
- 2.本站提供的中文数据手册是英文数据手册的中文翻译，其目的是协助用户阅读，该译文无法自动跟随原稿更新，同时也可能存在翻译上的不当。建议读者以英文原稿为参考以便获得更精准的信息。
- 3.本站提供的产品资料，来自厂商的技术支持或者使用者的心得体会等，其内容可能存在描述上的差异，建议读者做出适当判断。
- 4.如需与我们联系，请发邮件到marketing@iczoom.com，主题请标有“数据手册”字样。

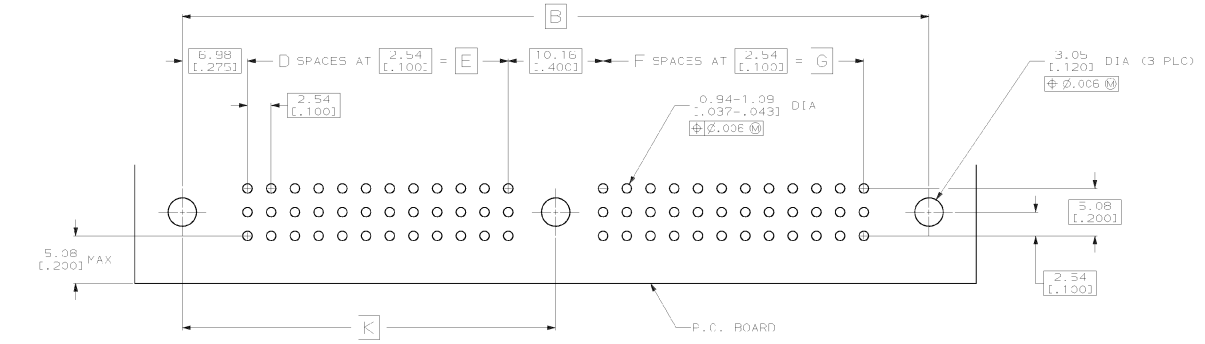
## Read Statement

1. The datasheets and other product information on the site are all from network reference or other public materials, and the copyright belongs to the original author and original published source. If readers and copyright owners have any objections, please contact us and we will deal with it in a timely manner.
2. The Chinese datasheets provided on the website is a Chinese translation of the English datasheets. Its purpose is for reader's learning exchange only and do not involve commercial purposes. The translation cannot be automatically updated with the original manuscript, and there may also be improper translations. Readers are advised to use the English manuscript as a reference for more accurate information.
3. All product information provided on the website refer to solutions from manufacturers' technical support or users the contents may have differences in description, and readers are advised to take the original article as the standard.
4. If you have any questions, please contact us at marketing@iczoom.com and mark the subject with "Datasheets" .

REV	DATE	BY	CHK	APP	DESCRIPTION	DATE	APP
E	06/20/90	AD	25		CCN AD4218	06/20/90	REG
F	06/20/90				ECN 0010-1068-93 C.J.	06/20/90	SES
G					REVISEE PER ECN 0010-0841-93 T.S.	01-11-95	SS
I					PER EC 0564-55 T.S.	01-11-95	GS
J					PER EC 0328-56 T.S.	05-28-96	JR
K					REVISED PER CS12-0091-03	01-04-03	WLM



SECTION T-T



RECOMMENDED P.C. BOARD LAYOUT



DIM NOT SCALE PRINT, UNLESS SPECIFIED DIMENSIONS IN MM (INCHES)		DR 06/20/90 P.A. SEIFFERD		PART NO	
TOLERANCES ON 1	2 PLC DEC ±	CHC 06/20/90	G. SKIPPER	<b>AMP</b> AMP Incorporated Harrisburg, PA 17105-3506	
3 PLC DEC ± 0.3 L.005	ANGLES	AP2D 06/20/90	G. SKIPPER		
MATERIAL		AP2D 06/20/90	E. SKIPPER	NAME: 3 ROW, RECEPTACLE ASSEMBLY, 1 6JDC P/N, 3 MOUNTING HOLES, 4.57 [0.180] LONG SOLDER TAILS, .00076 [0.00030] GOLD PLATE	
FINISH		PRODUCT SPEC			
APPLICATION SPEC		SCALE: 4:1	SIZE: 00779	DRAWING NO: 532918	HEIGHT
HEIGHT				SHEET: 1 OF 2	

CUSTOMER DRAWING

THIS DRAWING IS UNPUBLISHED. RELEASED FOR PUBLICATION .19  
 © COPYRIGHT 19 BY AMP INCORPORATED. ALL INTERNATIONAL RIGHTS RESERVED.

REV	DATE	BY	CHK	APP	DESCRIPTION	DATE	APP
AD	25				SEE SHEET 1		

- △ HOUSING MATERIAL: THERMOPLASTIC, COLOR-NATURAL.
- △ CONTACT MATERIAL: COPPER ALLOY.
- △ CONTACT FINISH: .00127-.00254 [.000050-.000100] NICKEL UNDERPLATE ALL OVER; .00076 [.000030] GOLD PLATE IN CONTACT AREA. TIN-LEAD PLATED SOLDER TAILS.
- △ SOLDER TAILS MUST FIT HOLE PATTERN AS SHOWN ON THE RECOMMENDED P.C. BOARD LAYOUT.
- 5. DIMENSIONS IN BRACKETS ARE IN INCHES.
- △ PART NUMBER IS OBSOLETE.

△ 154.50 [6.075]	142.24 [5.600]	56	42.24 [1.660]	56	297.79 [11.724]	308.61 [12.150]	316.23 [12.450]	342	1-532918-0
△ 108.58 [4.275]	96.52 [3.800]	38	96.52 [3.800]	38	206.35 [8.124]	217.17 [8.550]	224.79 [8.850]	234	532918-9
164.46 [6.475]	152.40 [6.000]	60	52.40 [2.060]	60	318.1 [12.524]	328.93 [12.950]	336.55 [13.250]	365	532918-8
△ 156.54 [6.175]	144.78 [5.700]	57	44.78 [1.760]	57	302.87 [11.924]	313.69 [12.350]	321.31 [12.650]	349	532918-7
148.22 [5.875]	137.16 [5.400]	54	37.16 [1.460]	54	287.63 [11.324]	298.45 [11.750]	306.07 [12.050]	330	532918-6
△ 141.60 [5.575]	129.54 [5.100]	51	29.54 [1.160]	51	272.39 [10.724]	283.21 [11.150]	290.83 [11.450]	312	532918-5
133.68 [5.275]	121.92 [4.800]	48	21.92 [0.860]	48	257.15 [10.124]	267.97 [10.550]	275.59 [10.850]	294	532918-4
126.36 [4.975]	114.30 [4.500]	45	14.30 [0.560]	45	241.91 [9.524]	252.73 [9.950]	250.35 [9.850]	275	532918-3
△ 118.74 [4.675]	106.68 [4.200]	42	6.68 [0.260]	42	226.67 [8.924]	237.49 [9.350]	245.11 [9.650]	258	532918-2
111.12 [4.375]	99.06 [3.900]	39	9.06 [0.360]	39	211.43 [8.324]	222.25 [8.750]	229.87 [9.050]	240	532918-1
K	G	F	E	D	C	B	A	POSN	PART NUMBER

DO NOT SCALE PRINT.  
 UNLESS SPECIFIED  
 DIMENSIONS IN MM (INCHES)  
 TOLERANCES ON +  
 3 FLD DEC ± 0.13 (.005)  
 ANGLES  
 MATERIAL  
 FINISH  
 HEIGHT

DR 06/20/90  
 P.A. SKIPPED  
 CHC 06/20/90  
 G. SKIPPER  
 APD 06/20/90  
 G. SKIPPER  
 APD 06/20/90  
 E. SKIPPER  
 PRODUCT SPEC  
 APPLICATOR SPEC  
 NAME  
 HD: 3 ROW, RECEPTACLE ASSEMBLY,  
 1 GUIDE PIN, 3 MOUNTING HOLES,  
 4.57 [.180] LONG SOLDER TAILS,  
 .00076 [.000030] GOLD PLATE  
 SIZE  
 00779  
 SCALE: 4:1  
 DRAWING NO  
 532918  
 SHEET 2 OF 2

**METRIC**