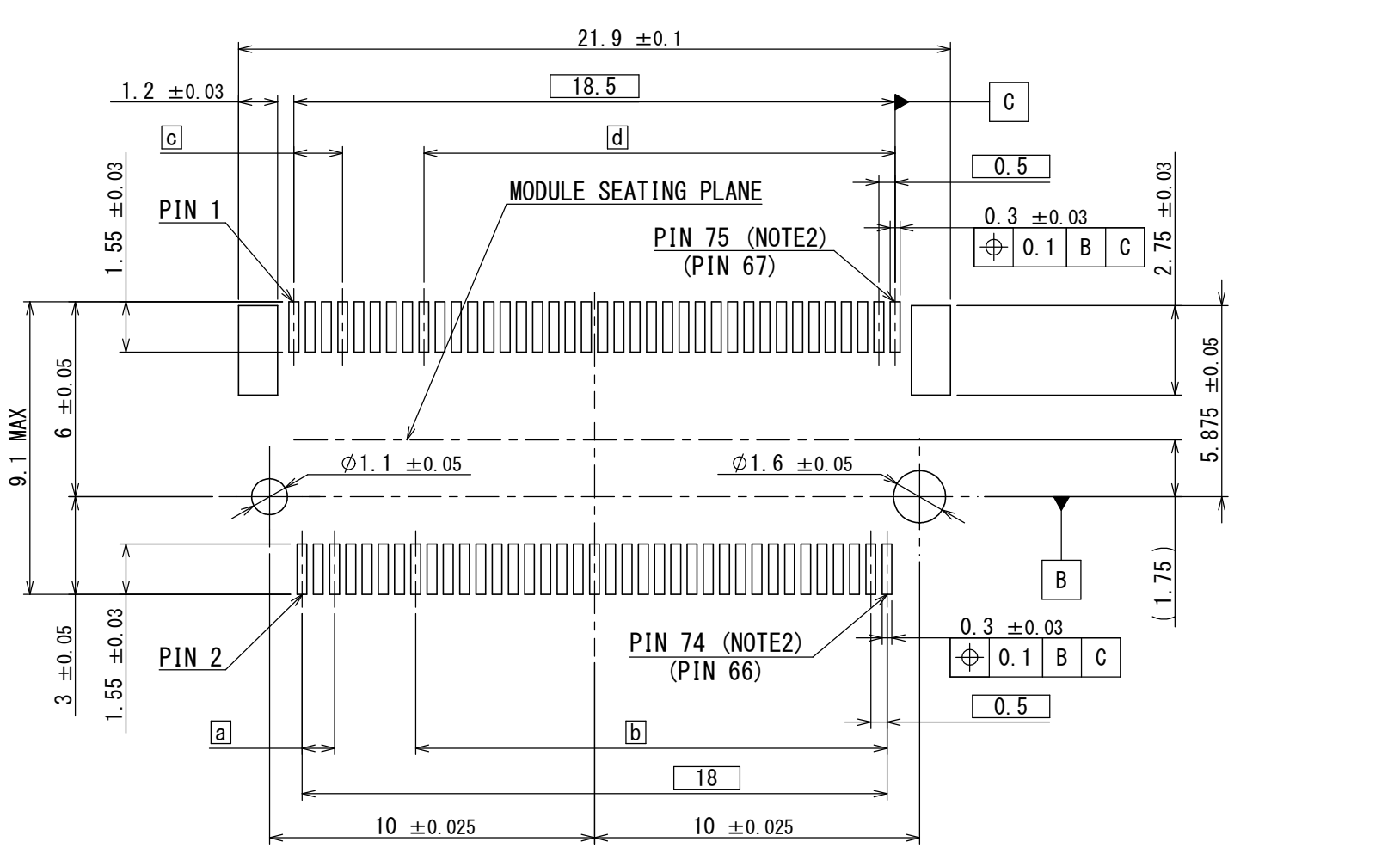
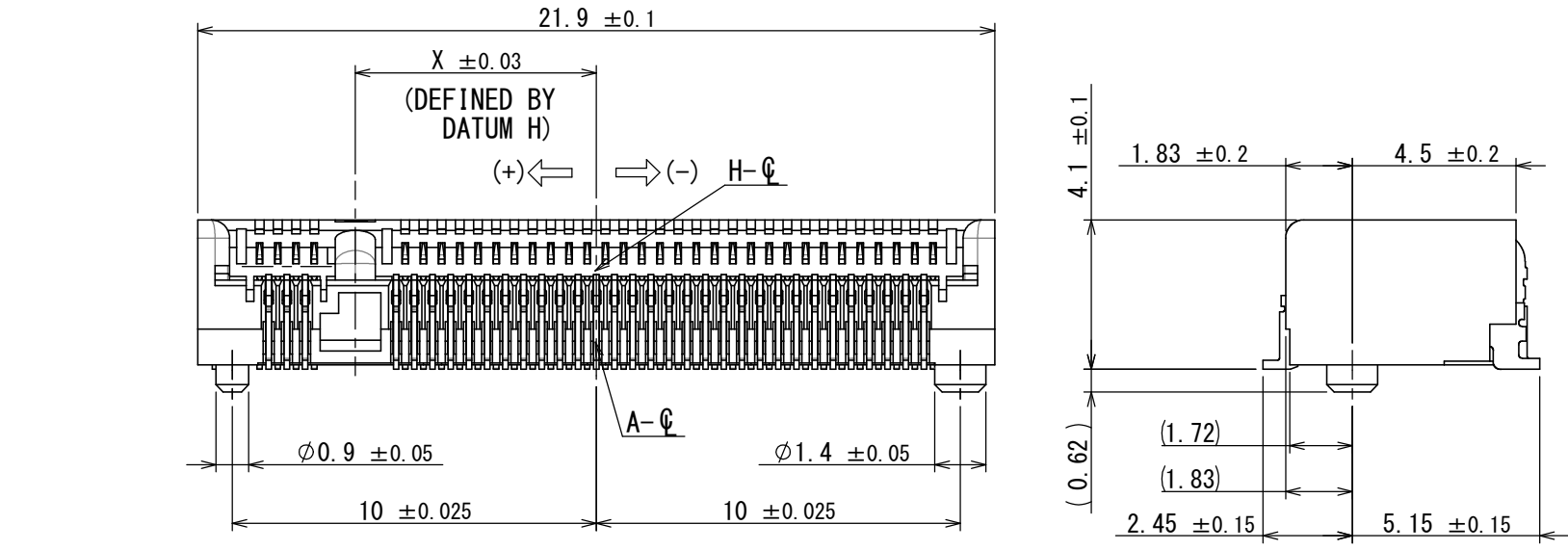
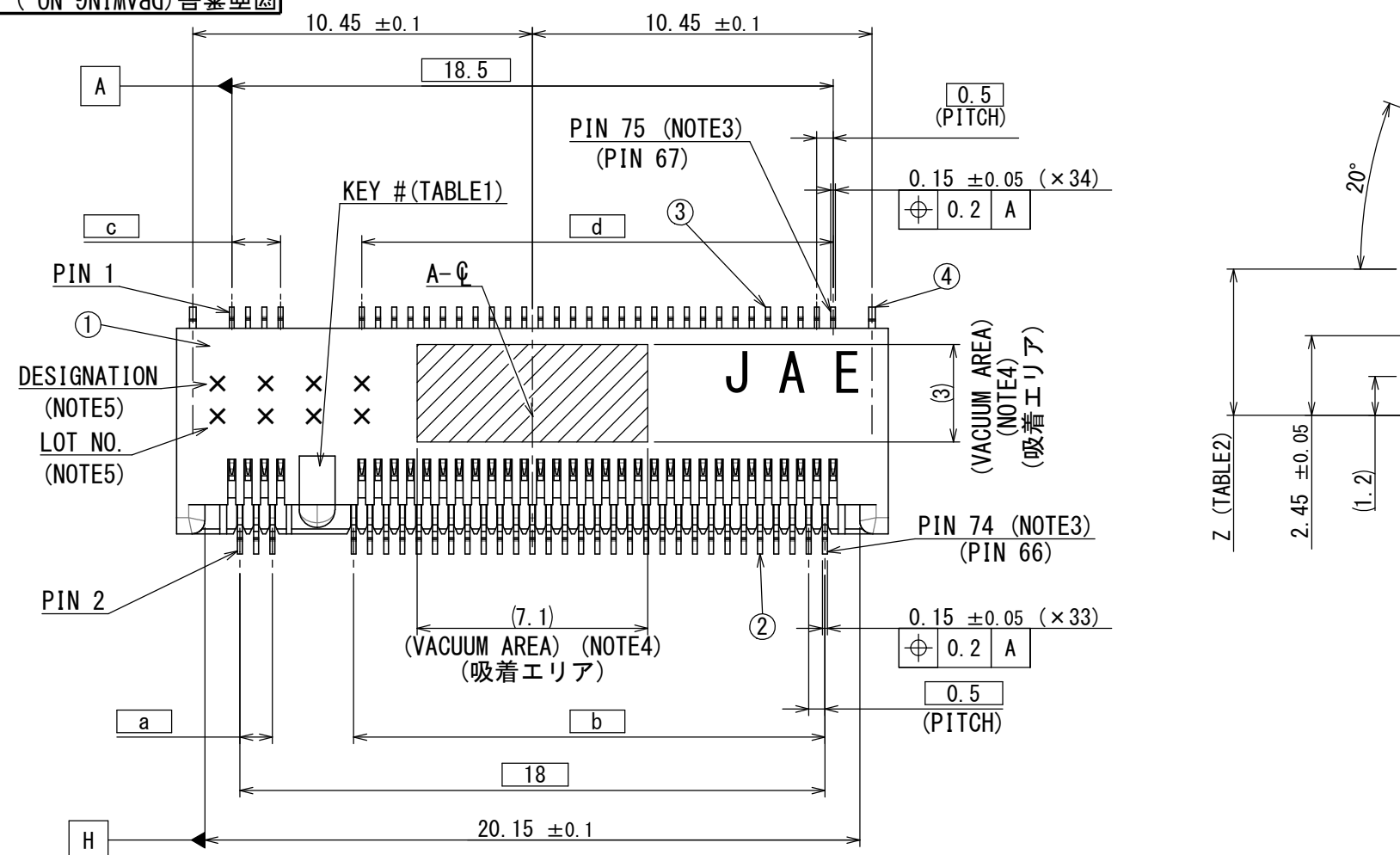


## 阅读申明

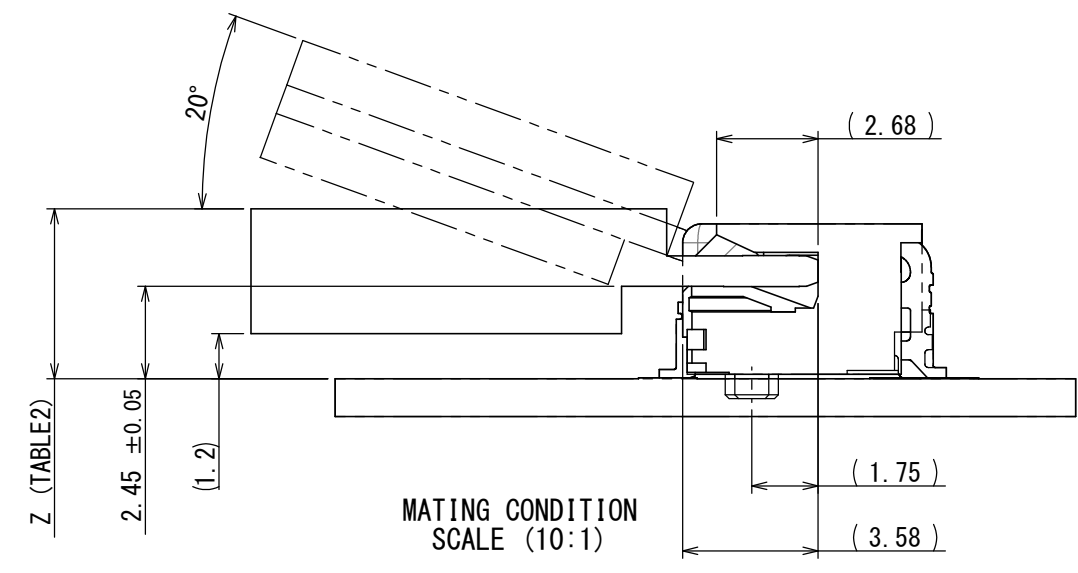
- 1.本站收集的数据手册和产品资料都来自互联网，版权归原作者所有。如读者和版权方有任何异议请及时告之，我们将妥善解决。
- 2.本站提供的中文数据手册是英文数据手册的中文翻译，其目的是协助用户阅读，该译文无法自动跟随原稿更新，同时也可能存在翻译上的不当。建议读者以英文原稿为参考以便获得更精准的信息。
- 3.本站提供的产品资料，来自厂商的技术支持或者使用者的心得体会等，其内容可能存在描述上的差异，建议读者做出适当判断。
- 4.如需与我们联系，请发邮件到marketing@iczoom.com，主题请标有“数据手册”字样。

## Read Statement

1. The datasheets and other product information on the site are all from network reference or other public materials, and the copyright belongs to the original author and original published source. If readers and copyright owners have any objections, please contact us and we will deal with it in a timely manner.
2. The Chinese datasheets provided on the website is a Chinese translation of the English datasheets. Its purpose is for reader's learning exchange only and do not involve commercial purposes. The translation cannot be automatically updated with the original manuscript, and there may also be improper translations. Readers are advised to use the English manuscript as a reference for more accurate information.
3. All product information provided on the website refer to solutions from manufacturers' technical support or users the contents may have differences in description, and readers are advised to take the original article as the standard.
4. If you have any questions, please contact us at marketing@iczoom.com and mark the subject with "Datasheets" .



APPLICABLE P.C.B. DIMENSION (REF.)  
SCALE (5:1)



NOTE5. PRODUCTION LOT No. & MODIFY CODE AS INDICATED.  
(Ex. LOT NO.) T 5 Y B

LOT NUMBER OF CURRENT DAY (SEE TABLE 4)

MONTH (1 TO 9 FOR JAN. TO SEPT, RESPECTIVELY, OCT.:0, NOV.:X, DEC.:Y)

YEAR (LAST DIGIT ONLY)

MANUFACTURE CODE

(DESIGNATION) S M 3 A

KEY POSITION TYPE: A, B, E, M

SERIES PREFIX

DESIGNATION

SM3ZS067U410\*\*

SERIES シリーズ

Z: LIF TYPE  
Z: 低挿入タイプ

S: STANDARD

NO. OF CONTACTS 芯数

MOUNTING TYPE 実装タイプ

U: ON BOARD TYPE

KEY POSITION TYPE: A, B, E, M

CONTACT FINISH 接点仕上げ  
A: Au (0.13 μm MIN)  
B: Au (0.25 μm MIN)

PRODUCT HEIGHT 製品高さ  
215: 2.15mm  
310: 3.10mm  
410: 4.10mm

TABLE 1

KEY#	X	a	b	c	d
A	+6.625	1	14.5	1.5	14.5
B	+5.625	2	13.5	2.5	13.5
E	+2.625	5	10.5	5.5	10.5
M	-6.125	14	1.5	14	2

TABLE 2

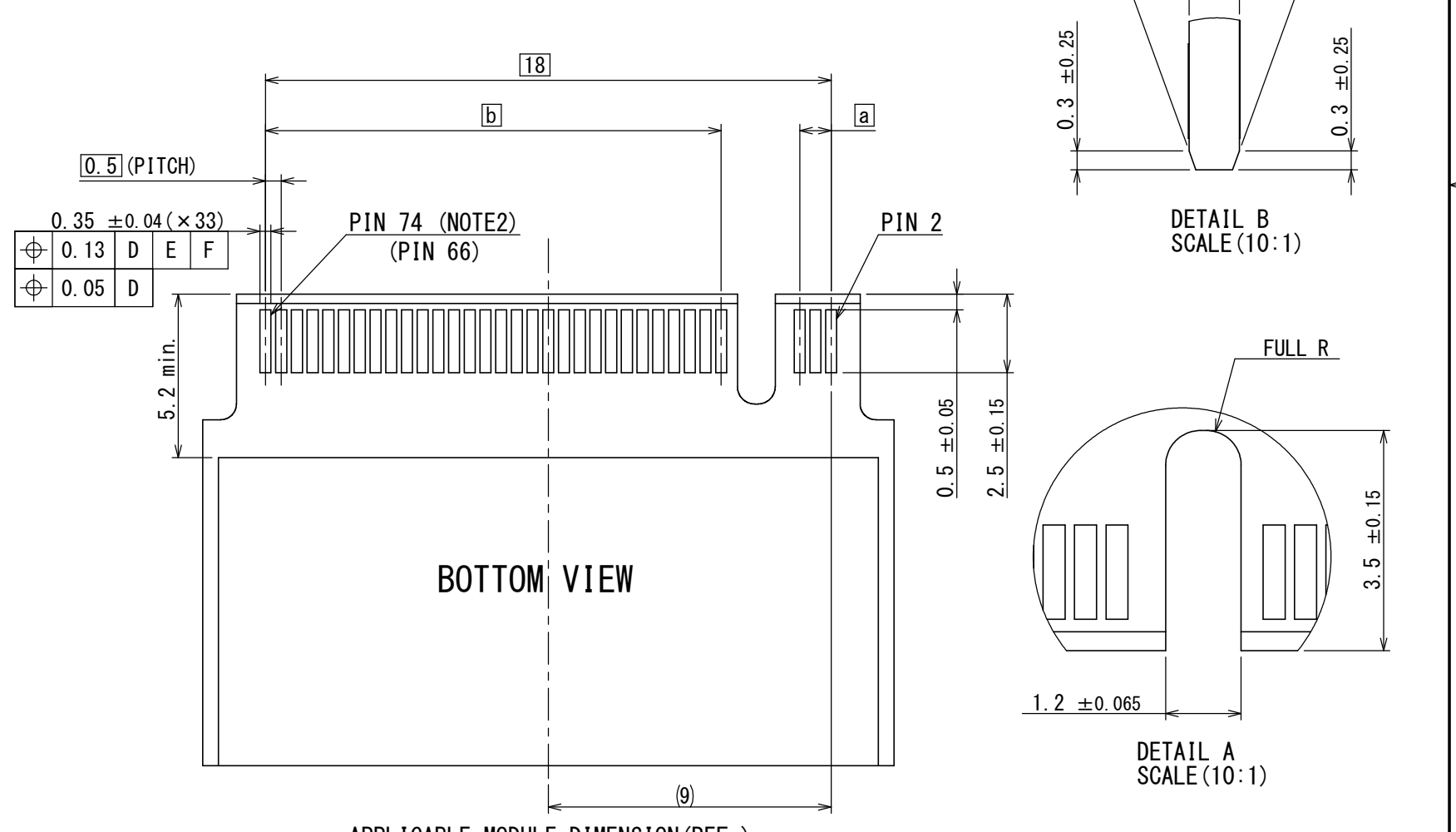
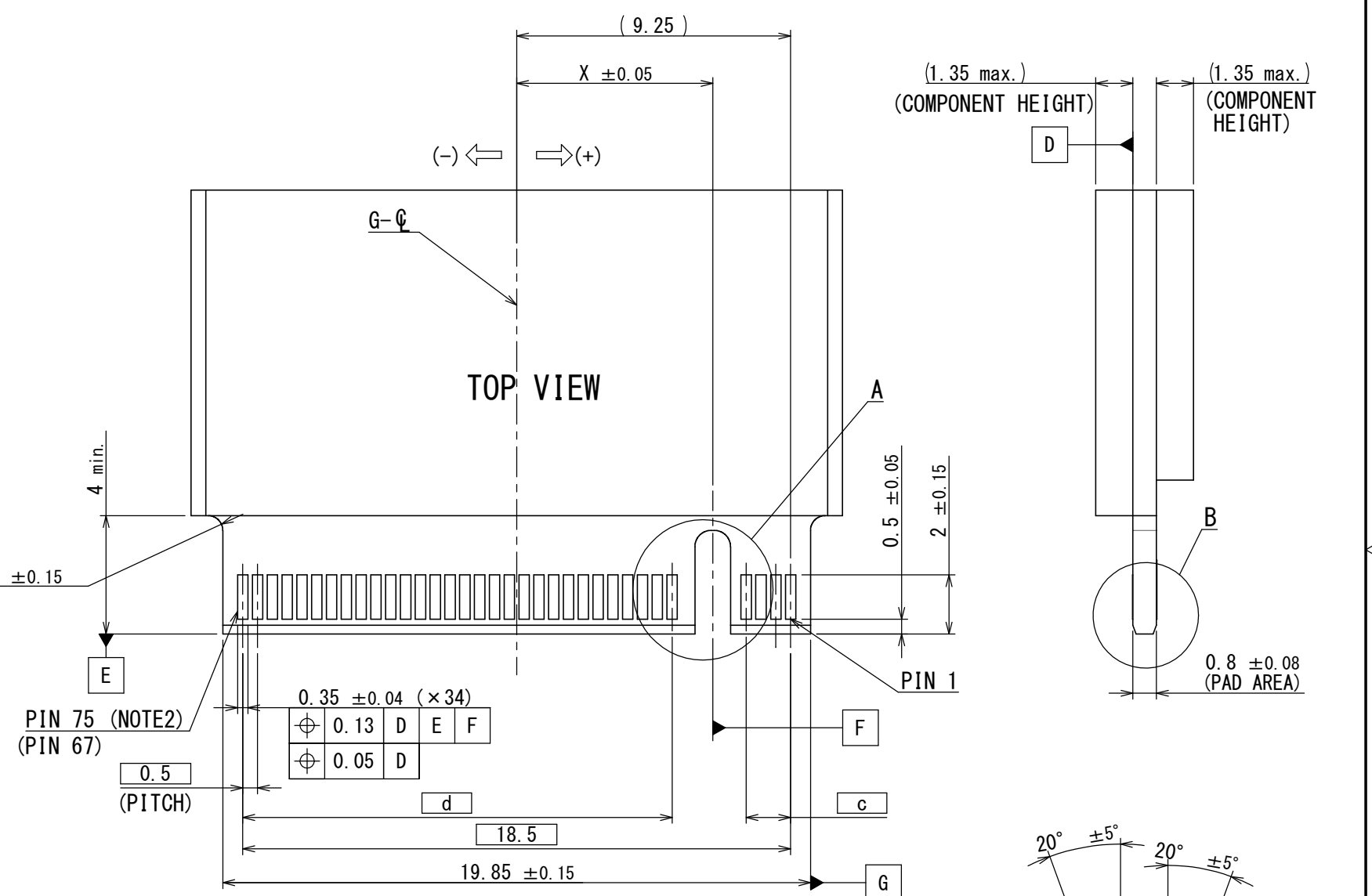
COMPONENT HEIGHTS FOR MODULES	Z
1.2 MAX	4.55 MAX RSS
1.35 MAX	4.70 MAX RSS
1.5 MAX	4.85 MAX RSS

NOTE1. THE COPLANARITY OF CONTACT AND HOLD DOWN SHALL BE 0.1 MAXIMUM ON THE SURFACE TABLE.

NOTE2. THIS NUMBER IS PIN-OUT NUMBER DEFINED BY NGFF SPECIFICATION.

NOTE3. THIS CONNECTOR IS HALOGEN FREE CORRESPONDENCE PRODUCT.

NOTE4. THIS AREA SHALL NOT SHOW ANY BURRS AND UNEVEN SURFACE BY EJECTOR PIN MARK, TOOL PARTING LINE, AND ANY OTHER FACTORS.



APPLICABLE MODULE DIMENSION (REF.)  
SCALE (5:1)

NO.	DESCRIPTION	QTY.	MATERIAL	FINISH	REMARKS
4	HOLD DOWN	2	COPPER ALLOY	TIN PLATING OVER Ni	
3	TOP SIDE CONTACT	34	COPPER ALLOY	CONTACT AREA: REFER TO DESIGNATION SOLDERING AREA: Au FLASH OVER Ni	
2	BOTTOM SIDE CONTACT	33	COPPER ALLOY	CONTACT AREA: REFER TO DESIGNATION SOLDERING AREA: Au FLASH OVER Ni	
1	INSULATOR	1	THERMO PLASTIC		

仕様書 (SPECIFICATION)	第1版 (ORIGINAL DATE) 08/JAN/2013	尺度 (SCALE) 5:1	シリーズ (SERIES) SM3	日本航空電子工業株式会社
一般公差 (GENERAL TOLERANCE)	製図 DR. S. YAMAGUCHI	名称 (TITLE) SM3ZS067U410** (NGFF Double-Sided modules)		JAE JAPAN AVIATION ELECTRONICS INDUSTRY, LTD.
寸法 (DIMENSION): ±0.8 × ±0.4 ×× ±0.1 ××× ±	角度 (ANGLES): ° ± ' ±	担当者 (S.YAMAGUCHI)	承認者 (R.KATOU, T.SHINDOU)	
単位 (UNIT): mm		質量 (MASS)		図面番号 (DRAWING NO.) SJ113503