

阅读申明

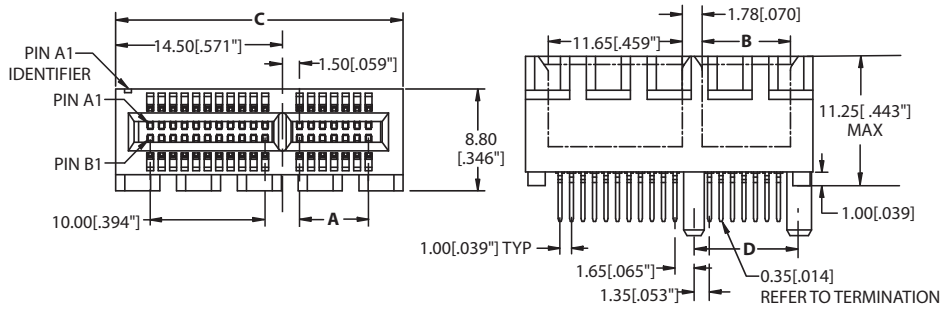
- 1.本站收集的数据手册和产品资料都来自互联网，版权归原作者所有。如读者和版权方有任何异议请及时告之，我们将妥善解决。
- 2.本站提供的中文数据手册是英文数据手册的中文翻译，其目的是协助用户阅读，该译文无法自动跟随原稿更新，同时也可能存在翻译上的不当。建议读者以英文原稿为参考以便获得更精准的信息。
- 3.本站提供的产品资料，来自厂商的技术支持或者使用者的心得体会等，其内容可能存在描述上的差异，建议读者做出适当判断。
- 4.如需与我们联系，请发邮件到marketing@iczoom.com，主题请标有“数据手册”字样。

Read Statement

1. The datasheets and other product information on the site are all from network reference or other public materials, and the copyright belongs to the original author and original published source. If readers and copyright owners have any objections, please contact us and we will deal with it in a timely manner.
2. The Chinese datasheets provided on the website is a Chinese translation of the English datasheets. Its purpose is for reader's learning exchange only and do not involve commercial purposes. The translation cannot be automatically updated with the original manuscript, and there may also be improper translations. Readers are advised to use the English manuscript as a reference for more accurate information.
3. All product information provided on the website refer to solutions from manufacturers' technical support or users the contents may have differences in description, and readers are advised to take the original article as the standard.
4. If you have any questions, please contact us at marketing@iczoom.com and mark the subject with "Datasheets" .

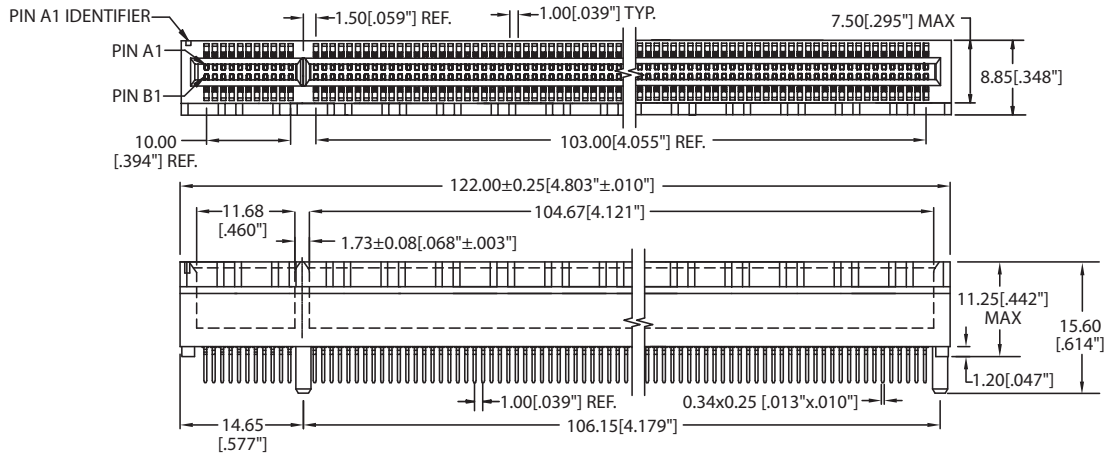


DIMENSIONS Dimensions in [] are in Inches, all others are in Millimeters

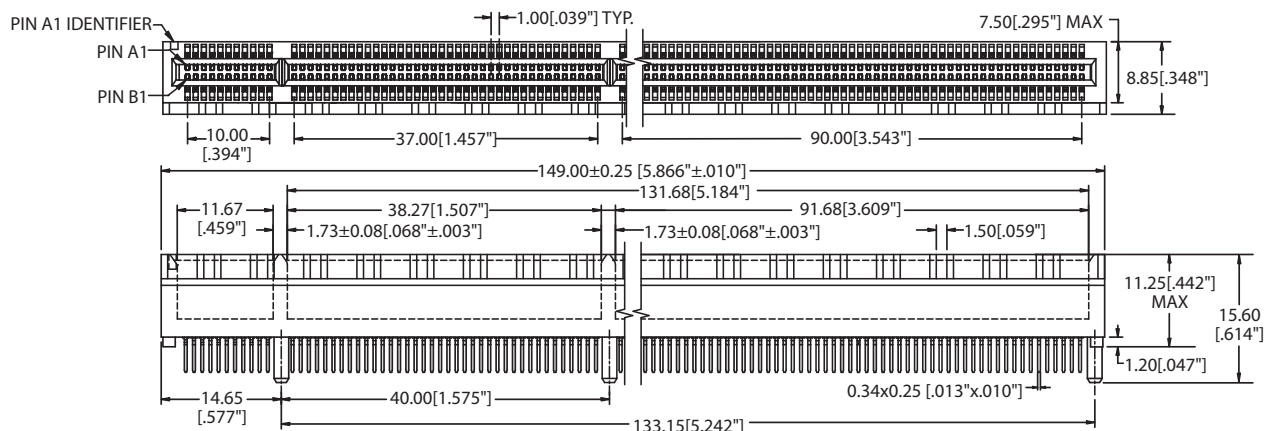


18/36, 32/64, 49/98, 82/164 POSITION, STAGGERED DIP SOLDER (HH)

POSITIONS/ CONTACTS	MILLIMETERS				[INCHES]			
	A ± 0.10	B ± 0.15	C ± 0.23	D ± 0.20	A ± 0.004"	B ± 0.006"	C ± 0.009"	D ± 0.008"
18/36	6.00	7.65	25.00	9.15	0.236	0.301	0.984	0.360
32/64	20.00	21.65	39.00	23.15	0.787	0.852	1.535	0.911
49/98	37.00	38.65	56.00	40.15	1.457	1.522	2.205	1.581
82/164	70.00	71.65	89.00	73.15	2.756	2.821	3.504	2.880



115/230 POSITION, STAGGERED DIP SOLDER (HH)



140/280 POSITION, STAGGERED DIP SOLDER (HH)



PART NUMBER OPTIONS

MATERIALS (INSULATOR/CONTACT)

N = Nylon46/Phosphor Bronze

CONTACT FINISH - RoHS Compliant

All platings are Lead Free and have .000050" Nickel underplate
Contact Surface Termination

B =	.000010" Gold	.000100" Pure Tin, Matte
C =	.000030" Gold	.000100" Pure Tin, Matte
W =	Gold Flash	.000100" Pure Tin, Matte

CONTACT CENTERS

E = 1mm [.039"]

NUMBER OF CONTACT POSITIONS

18, 32, 49, 82, 115, 140

N B E 18 D H H N -T9 2 1

COLOR

1 = Black

Consult factory for alternate colors

TAIL LENGTH

1 = 2.30mm [.091"] (18, 32, 49, 82, 115)
(140 Position, not available)

2 = 2.54mm [.100"] (115 & 140)

3 = 3.10mm [.122"] (18, 32, 49, 82, 115)
3.00mm [.118"] (140 Position)

MOUNTING STYLE

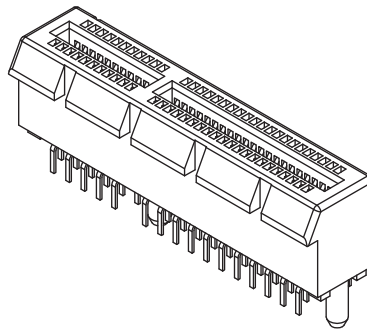
N = No Mounting

TERMINATION TYPE

HH = Staggered Dip Solder

READOUT

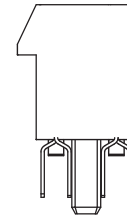
D = Dual



SPECIFICATIONS

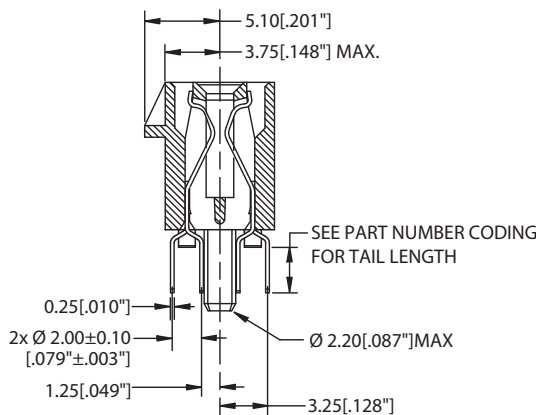
- All PCI Express parts meet the latest PCI Express specifications
- Supports 2.5 Gb/s Data Transfer Rate (per pair data bandwidth)
- Accommodates 1.57mm ± 0.20mm [.062" ± .008"] PC board
- Nylon46 insulator
- 1.1 amp current rating per contact

READOUT



DUAL (D)

TERMINATION TYPE



Staggered Dip Solder (HH)

MOUNTING STYLE



No Mounting Ears (N)