

阅读申明

- 1.本站收集的数据手册和产品资料都来自互联网，版权归原作者所有。如读者和版权方有任何异议请及时告之，我们将妥善解决。
- 2.本站提供的中文数据手册是英文数据手册的中文翻译，其目的是协助用户阅读，该译文无法自动跟随原稿更新，同时也可能存在翻译上的不当。建议读者以英文原稿为参考以便获得更精准的信息。
- 3.本站提供的产品资料，来自厂商的技术支持或者使用者的心得体会等，其内容可能存在描述上的差异，建议读者做出适当判断。
- 4.如需与我们联系，请发邮件到marketing@iczoom.com，主题请标有“数据手册”字样。


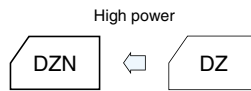
Read Statement

1. The datasheets and other product information on the site are all from network reference or other public materials, and the copyright belongs to the original author and original published source. If readers and copyright owners have any objections, please contact us and we will deal with it in a timely manner.
2. The Chinese datasheets provided on the website is a Chinese translation of the English datasheets. Its purpose is for reader's learning exchange only and do not involve commercial purposes. The translation cannot be automatically updated with the original manuscript, and there may also be improper translations. Readers are advised to use the English manuscript as a reference for more accurate information.
3. All product information provided on the website refer to solutions from manufacturers' technical support or users the contents may have differences in description, and readers are advised to take the original article as the standard.
4. If you have any questions, please contact us at marketing@iczoom.com and mark the subject with "Datasheets" .

High power type Capacitors

GREEN CAP 70°C Low ESR

- Low internal resistance allows boosting charge and heavy-current discharge. (ampere level)
- Pollution-Free ; with no pollutants such as Cd or Pb.
- Unlimited number of charges and discharges.



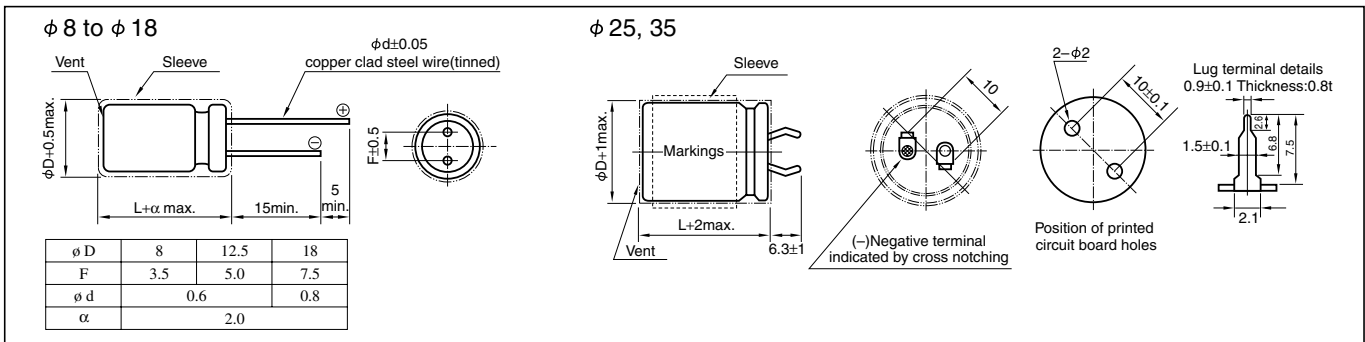
Marking color : White print on a blue sleeve

Specifications

Item	Performance									
Category temperature range (°C)	-25 to +70									
Tolerance at rated capacitance (%)	-20 to +80									
Internal resistance at 1 kHz	Rated Capacitance (F)	0.7	1.0	3.3	4.7	10	20	50	100	
	Internal resistance (Ω)	0.4	0.3	0.2	0.10	0.10	0.10	0.03	0.03	
Characteristics at high and low temperature	Percentage of capacitance change	Within ±30% of value at 20°C								
	Internal resistance	Less than five times of the value at 20°C								
Endurance (70°C)	Test time	1000 hours								
	Percentage of capacitance change	Within ±30% of the initial measured value								
	Internal resistance	Within four times of the initial specified value								
Shelf life (70°C)	Test time :1000 hours ; Same as endurance.									

Outline Drawing

Unit: mm



Standard Ratings

Max. operating voltage(V)	Rated capacitance(F)	Max. Leakage Current(mA) after 24h	ELNA Parts No.	φ DxL(mm)	Internal resistance(mΩ) at 1kHz (measurement value)
2.5	0.7	0.1	DZN-2R5D704G4T	8.0x15.0	200
2.5	1.0	0.1	DZN-2R5D105T	8.0x22.0	100
2.5	3.3	0.2	DZN-2R5D335T	12.5x23.0	40
2.5	4.7	0.3	DZN-2R5D475T	12.5x31.5	30
2.5	10	0.5	DZN-2R5D106T	18.0x35.0	20
2.5	20	0.8	DZN-2R5D206T	18.0x40.0	20
2.5	50	1.0	DZN-2R5D506T	25.0x40.0	15
2.5	100	1.0	DZN-2R5D107T	35.0x50.0	8

* Internal resistance are not guaranteed values, but measurement value.
 * We tailor packaged product in series and parallel arrangements according to voltage and capacitance as required.

Part numbering system (example: 2.5V10F)

