

## 阅读申明

- 1.本站收集的数据手册和产品资料都来自互联网，版权归原作者所有。如读者和版权方有任何异议请及时告之，我们将妥善解决。
- 2.本站提供的中文数据手册是英文数据手册的中文翻译，其目的是协助用户阅读，该译文无法自动跟随原稿更新，同时也可能存在翻译上的不当。建议读者以英文原稿为参考以便获得更精准的信息。
- 3.本站提供的产品资料，来自厂商的技术支持或者使用者的心得体会等，其内容可能存在描述上的差异，建议读者做出适当判断。
- 4.如需与我们联系，请发邮件到marketing@iczoom.com，主题请标有“数据手册”字样。

## Read Statement

1. The datasheets and other product information on the site are all from network reference or other public materials, and the copyright belongs to the original author and original published source. If readers and copyright owners have any objections, please contact us and we will deal with it in a timely manner.
2. The Chinese datasheets provided on the website is a Chinese translation of the English datasheets. Its purpose is for reader's learning exchange only and do not involve commercial purposes. The translation cannot be automatically updated with the original manuscript, and there may also be improper translations. Readers are advised to use the English manuscript as a reference for more accurate information.
3. All product information provided on the website refer to solutions from manufacturers' technical support or users the contents may have differences in description, and readers are advised to take the original article as the standard.
4. If you have any questions, please contact us at marketing@iczoom.com and mark the subject with "Datasheets" .

DLCAP™ DSC Series



2.5V Super low resistance type



- With the original electrode process, high energy density implementation is possible
- Charge/discharge efficiency are higher than in batteries
- Environment-friendly
- Suited for electricity storage, battery assistance, short-term backups, etc.

◆SPECIFICATIONS

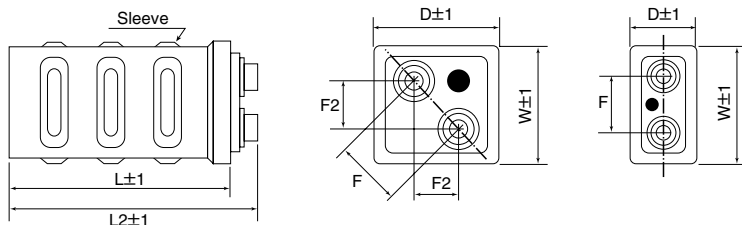
Items	Specifications
Operating Temperature	-30°C to +60°C
Rated Voltage	2.5V <sub>dc</sub>
Capacitance Tolerance	±10% (K) (at 20°C)
Temperature Characteristics	Capacitance change ≤±30% of the initial measured value at 20°C
	Internal Resistance ≤600% of the value given in the Ratings Tables (at -25°C)
Load Life Test	After the capacitors are subjected to the rated DC voltage at 60°C for 2,000 hours, the following specifications shall be satisfied when the capacitors are restored to 20°C.
	Capacitance change ≤±30% of the initial measured value
	Internal Resistance ≤200% of the value given in the Ratings Table
Bias Humidity Test	After the capacitors are subjected to the rated DC voltage at 40°C and 90 to 95%RH for 500 hours, the following specifications shall be satisfied when restoring to 20°C.
	Capacitance change ≤±30% of the initial measured value
	Internal Resistance ≤200% of the value given in the Ratings Tables

◆STANDARD RATINGS

Rated Voltage [V]	Capacitance [F]	Case Size			F [mm]	F2 [mm]	Internal Resistance* [mΩ]	Weight** [g]	Part No.
		WXD [mm]	L [mm]	L2 [mm]					
2.5	1,800	54x54	98	109	27.15	19.2	0.9	410	DDSC2R5LGN182K54AS
	2,400		128	139			0.7	520	DDSC2R5LGN242K54BS
	900	54x30	98	107	27.4	-	1.8	230	DDSC2R5LGN901K30AS
	1,200		128	135			1.4	290	DDSC2R5LGN122K30BS

\* typical data (at 20°C) \*\* reference data

◆DIMENSIONS [mm]



<Screw specification>

Plus hexagon-headed screw :

M5×0.8×10 (54×30type)

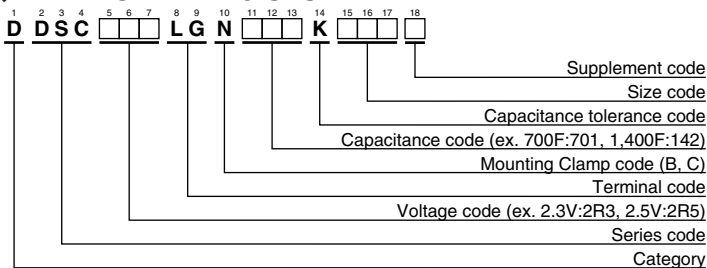
M6×1.0×12 (54×54type)

Maximum screw tightening torque :

3.23Nm (M5/54×30type)

4.2Nm (M6/54×54type)

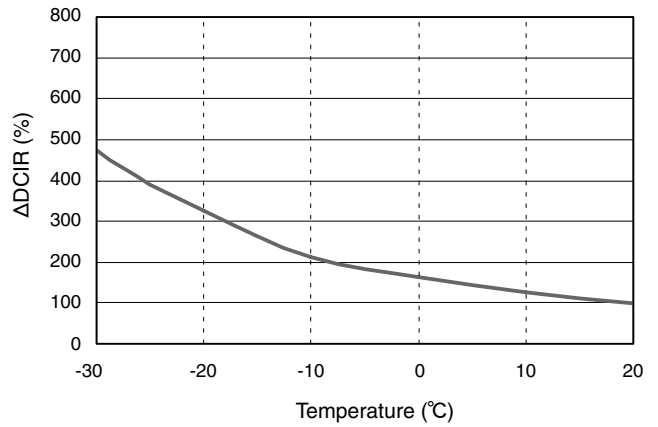
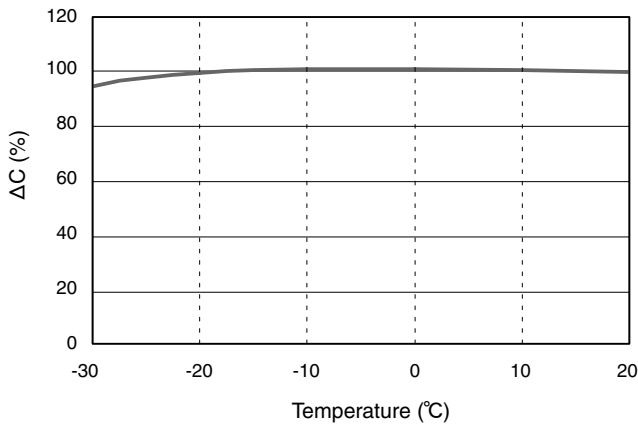
◆PART NUMBERING SYSTEM



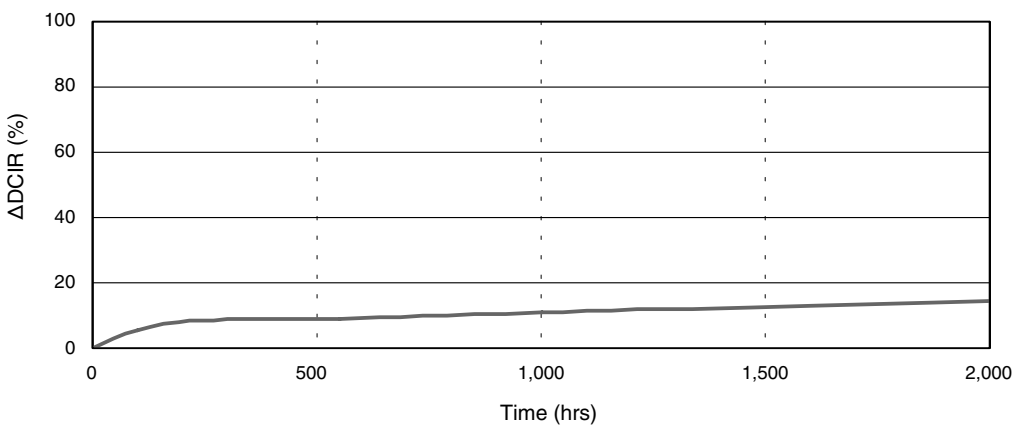
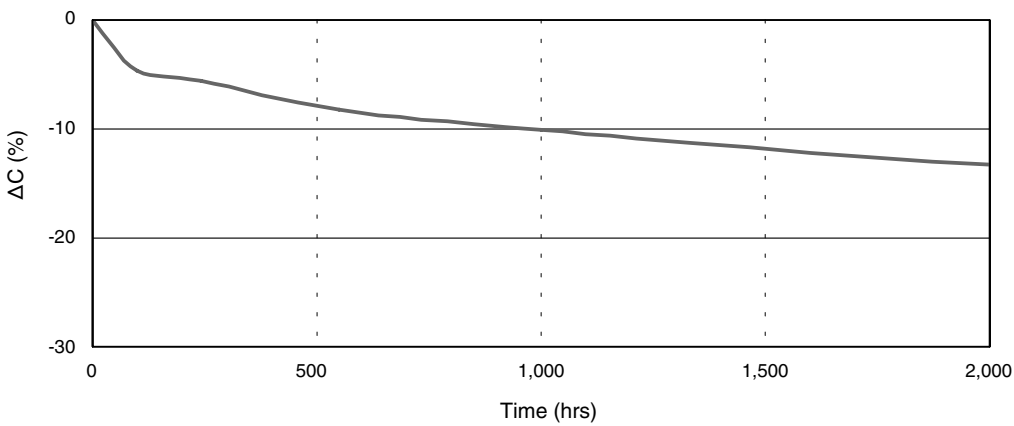
Please refer to "A guide to global code (screw-mount terminal type)"

**DLCAP™ DSC Series**

◆Temperature dependence of Capacitance & DCIR



◆60°C Load Life Test



Special designs are available on requests.

Note : The specifications are subject to change without notice