

## 阅读申明

- 1.本站收集的数据手册和产品资料都来自互联网，版权归原作者所有。如读者和版权方有任何异议请及时告之，我们将妥善解决。
- 2.本站提供的中文数据手册是英文数据手册的中文翻译，其目的是协助用户阅读，该译文无法自动跟随原稿更新，同时也可能存在翻译上的不当。建议读者以英文原稿为参考以便获得更精准的信息。
- 3.本站提供的产品资料，来自厂商的技术支持或者使用者的心得体会等，其内容可能存在描述上的差异，建议读者做出适当判断。
- 4.如需与我们联系，请发邮件到marketing@iczoom.com，主题请标有“数据手册”字样。

## Read Statement

1. The datasheets and other product information on the site are all from network reference or other public materials, and the copyright belongs to the original author and original published source. If readers and copyright owners have any objections, please contact us and we will deal with it in a timely manner.
2. The Chinese datasheets provided on the website is a Chinese translation of the English datasheets. Its purpose is for reader's learning exchange only and do not involve commercial purposes. The translation cannot be automatically updated with the original manuscript, and there may also be improper translations. Readers are advised to use the English manuscript as a reference for more accurate information.
3. All product information provided on the website refer to solutions from manufacturers' technical support or users the contents may have differences in description, and readers are advised to take the original article as the standard.
4. If you have any questions, please contact us at marketing@iczoom.com and mark the subject with "Datasheets" .

### Polyester Film Capacitor

Type: **ECQB(F)**


Designed for high density insertion applications

#### ■ Features

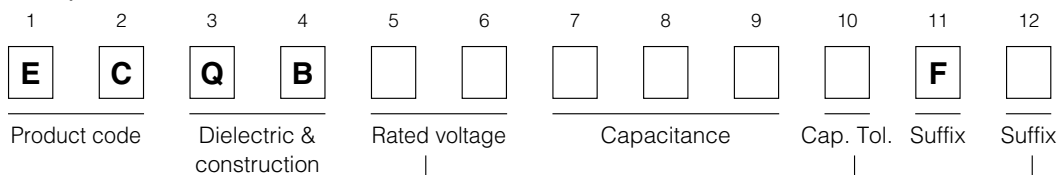
- Small in size
- Excellent electric characteristics in non-inductive construction
- RoHS directive compliant

#### ■ Recommended Applications

- General purpose



#### ■ Explanation of Part Numbers

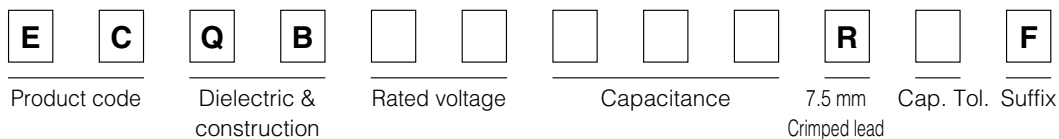


50 VDC	63 VDC	100 VDC	200 VDC
1H	1J	1	2

±5 %	±10 %
J	K

Taping				lead	
Ammo		Reel		Type1	Type2
Straight	Crimped	Straight	Crimped		style N   style T
4	3	5	9	Blank	W

#### ● Explanation of Part Number for Odd Size Taping

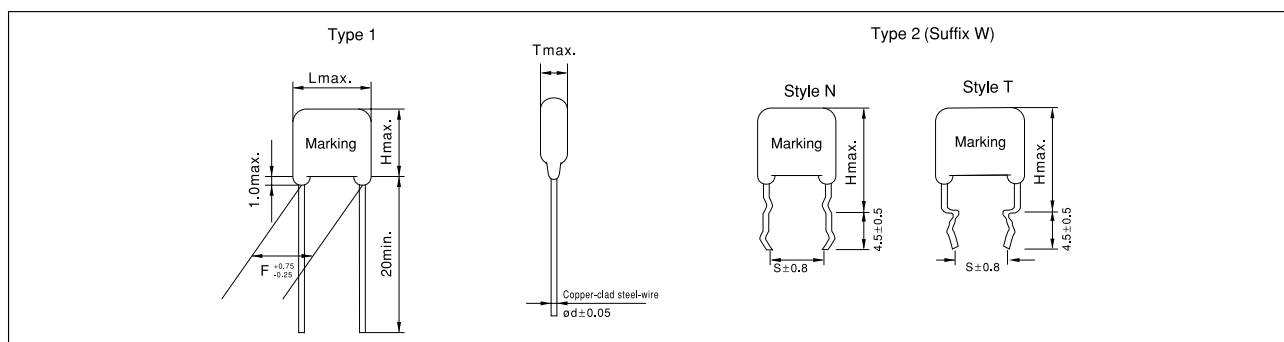


#### ■ Specifications

Category temp. range (Including temperature-rise on unit surface)	-40 °C to +105 °C
Rated voltage	50 VDC, 63 VDC, 100 VDC, 200 VDC (Derating of rated voltage by 2.5 %/°C at more than 85 °C)
Capacitance range	0.00010 μF to 0.47 μF
Capacitance tolerance	±5 % (J), ±10 % (K) (0.00010 μF to 0.00039 μF/50 V, 63 VDC : ±10 % only)
Dissipation factor (tan δ)	tan δ ≤ 0.8 % (ECQB(F)100 VDC : tan δ ≤ 1.0 %) (20 °C, 1 kHz)
Withstand voltage	Between terminals : Rated voltage(VDC) × 250 % 1 s to 5 s
Insulation resistance (IR)	$C \leq 0.33 \mu\text{F} : IR \geq 30000 \text{ M}\Omega$ (20 °C, 50 VDC, 60 s : ECQB1H(F), ECQB1J(F)) $C > 0.33 \mu\text{F} : IR \geq 10000 \text{ M}\Omega \cdot \mu\text{F}$ (20 °C, 100 VDC, 60 s : ECQB1(F), ECQB2(F))

\* In case of applying voltage in alternating current (50 Hz or 60 Hz sine wave) to a capacitor with DC rated voltage, please refer to the page of "Permissible voltage (R.M.S) in alternating current corresponding to DC rated voltage".

#### ■ Dimensions in mm (not to scale)

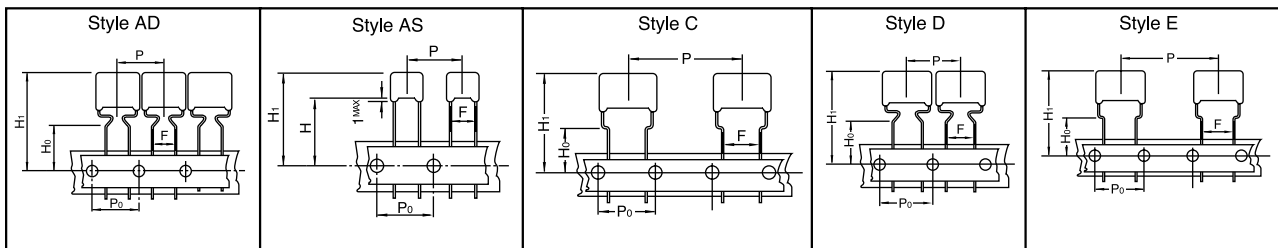


### ■ Packaging Specifications for Bulk Package

Packing quantity : 100 pcs./bag

### ■ Taping Specifications for Automatic Insertion

#### ● Taping style



※ Refer to the page of taping specifications.

#### ● Packaging Specifications

Type	Rated volt.	Cap.range (μF)	Taping Style					Packing	
			AD	AS	B	C	D		E
ECQB (F)	50 VDC	0.00010 to 0.22	○						Ammo
		0.00010 to 0.10		○					Ammo
		0.00010 to 0.22	○						Reel
		0.00010 to 0.10		○					Reel
	63 VDC	0.00010 to 0.033	○	○					Ammo
		0.00010 to 0.033	○	○					Reel
	100 VDC	0.00010 to 0.12	○						Ammo
		0.00010 to 0.047		○					Ammo
		0.00010 to 0.10	○						Reel
		0.00010 to 0.047		○					Reel
	200 VDC	0.15 to 0.47				○			Ammo
		0.0010 to 0.033	○						Ammo
		0.0033 to 0.056					○		Ammo
		0.068 to 0.47						○	Ammo
0.039 to 0.22					○			Ammo	
									Ammo

#### ● Lead Spacing

Style	Lead Spacing
AD	5.0 mm
AS	5.0 mm
C	5.0 mm
D	7.5 mm
E	7.5 mm

※ See the column "Rating, Dimensions & Quantity Box" for packing quantity.

■ Rating, Dimensions & Quantity/Ammo Box & Reel

● Type ECQB(F), Rated voltage:50 VDC, Capacitance tolerance: ±5 %(J), ±10 %(K)

Only ±10 %(K) is available from 0.00010 μF to 0.00039 μF

Part No.	Cap. (μF)	Dimensions (mm)							Quantity	
		L <sub>max.</sub>	T <sub>max.</sub>	H <sub>max.</sub>		F	S	ød	Ammo	Reel
				Type 1	Type 2					
ECQB1H101KF( )	0.00010	7.0	3.0	6.0	11.0	5.00	5.0	0.50	2000	2000
ECQB1H121KF( )	0.00012	7.0	3.0	6.0	11.0	5.00	5.0	0.50		
ECQB1H151KF( )	0.00015	7.0	3.0	6.0	11.0	5.00	5.0	0.50		
ECQB1H181KF( )	0.00018	7.0	3.0	6.0	11.0	5.00	5.0	0.50		
ECQB1H221KF( )	0.00022	7.0	3.0	6.0	11.0	5.00	5.0	0.50		
ECQB1H271KF( )	0.00027	7.0	3.0	6.0	11.0	5.00	5.0	0.50		
ECQB1H331KF( )	0.00033	7.0	3.0	6.0	11.0	5.00	5.0	0.50		
ECQB1H391KF( )	0.00039	7.0	3.0	6.0	11.0	5.00	5.0	0.50		
ECQB1H471 □F( )	0.00047	7.0	3.0	6.0	11.0	5.00	5.0	0.50		
ECQB1H561 □F( )	0.00056	7.0	3.0	6.0	11.0	5.00	5.0	0.50		
ECQB1H681 □F( )	0.00068	7.0	3.0	6.0	11.0	5.00	5.0	0.50		
ECQB1H821 □F( )	0.00082	7.0	3.0	6.0	11.0	5.00	5.0	0.50		
ECQB1H102 □F( )	0.0010	7.0	3.0	6.0	11.0	5.00	5.0	0.50		
ECQB1H122 □F( )	0.0012	7.0	3.0	6.0	11.0	5.00	5.0	0.50		
ECQB1H152 □F( )	0.0015	7.0	3.0	6.0	11.0	5.00	5.0	0.50		
ECQB1H182 □F( )	0.0018	7.0	3.0	6.0	11.0	5.00	5.0	0.50		
ECQB1H222 □F( )	0.0022	7.0	3.0	6.0	11.0	5.00	5.0	0.50		
ECQB1H272 □F( )	0.0027	7.0	3.0	6.0	11.0	5.00	5.0	0.50		
ECQB1H332 □F( )	0.0033	7.0	3.0	6.0	11.0	5.00	5.0	0.50		
ECQB1H392 □F( )	0.0039	7.0	3.0	6.0	11.0	5.00	5.0	0.50		
ECQB1H472 □F( )	0.0047	7.0	3.0	6.0	11.0	5.00	5.0	0.50		
ECQB1H562 □F( )	0.0056	7.0	3.0	6.0	11.0	5.00	5.0	0.50		
ECQB1H682 □F( )	0.0068	7.0	3.0	6.0	11.0	5.00	5.0	0.50		
ECQB1H822 □F( )	0.0082	7.0	3.0	6.0	11.0	5.00	5.0	0.50		
ECQB1H103 □F( )	0.010	7.0	3.0	6.0	11.0	5.00	5.0	0.50		
ECQB1H123 □F( )	0.012	7.3	3.3	6.3	11.3	5.00	5.0	0.50		
ECQB1H153 □F( )	0.015	7.5	3.0	6.0	11.0	5.00	5.0	0.50		
ECQB1H183 □F( )	0.018	7.5	3.0	6.0	11.0	5.00	5.0	0.50		
ECQB1H223 □F( )	0.022	7.5	3.0	6.0	11.0	5.00	5.0	0.50		
ECQB1H273 □F( )	0.027	7.5	3.5	6.5	11.5	5.00	5.0	0.50		
ECQB1H333 □F( )	0.033	7.5	3.5	6.5	11.5	5.00	5.0	0.50		
ECQB1H393 □F( )	0.039	7.5	4.0	7.0	12.0	5.00	5.0	0.50		
ECQB1H473 □F( )	0.047	7.5	4.0	7.0	12.0	5.00	5.0	0.50		
ECQB1H563 □F( )	0.056	8.0	4.3	7.5	12.5	5.00	5.0	0.50		
ECQB1H683 □F( )	0.068	8.0	4.3	8.5	13.5	5.00	5.0	0.50		
ECQB1H823 □F( )	0.082	8.0	4.5	8.5	13.5	5.00	5.0	0.50		
ECQB1H104 □F( )	0.10	8.0	5.0	10.0	15.0	5.00	5.0	0.50		
ECQB1H124 □F( )	0.12	11.0	5.0	9.5	14.5	7.50	5.0	0.60		
ECQB1H154 □F( )	0.15	11.0	5.0	10.0	15.0	7.50	5.0	0.60		
ECQB1H184 □F( )	0.18	11.0	5.5	10.5	15.5	7.50	5.0	0.60		
ECQB1H224 □F( )	0.22	11.0	6.0	11.5	16.5	7.50	5.0	0.60		
ECQB1H274 □F( )	0.27	13.0	6.0	12.0	17.0	10.00	5.0	0.60		
ECQB1H334 □F( )	0.33	13.0	6.5	13.0	18.0	10.00	5.0	0.60		
ECQB1H394 □F( )	0.39	13.0	7.0	14.0	19.0	10.00	5.0	0.60		
ECQB1H474 □F( )	0.47	13.0	7.5	14.5	19.5	10.00	5.0	0.60		

Suffix for lead crimped or taped type  
 Cap. tol. code

Style N: 0.00010 μF to 0.10 μF  
 Style T: 0.12 μF to 0.47 μF

■ Rating, Dimensions & Quantity/Ammo Box & Reel

● Type ECQB(F), Rated voltage: 63 VDC, Capacitance tolerance: ±5 %(J), ±10 %(K)

Only ±10 %(K) is available from 0.00010 μF to 0.00039 μF

Part No.	Cap. (μF)	Dimensions (mm)							Quantity		
		L <sub>max.</sub>	T <sub>max.</sub>	H <sub>max.</sub>		F		S	ød	Ammo	Reel
				Type 1	Type 2	Type 1	Type 2				
ECQB1J101KF( )	0.00010	7.0	3.0	6.0	11.0	5.00	5.0	0.50	2000	2000	
ECQB1J121KF( )	0.00012	7.0	3.0	6.0	11.0	5.00	5.0	0.50			
ECQB1J151KF( )	0.00015	7.0	3.0	6.0	11.0	5.00	5.0	0.50			
ECQB1J181KF( )	0.00018	7.0	3.0	6.0	11.0	5.00	5.0	0.50			
ECQB1J221KF( )	0.00022	7.0	3.0	6.0	11.0	5.00	5.0	0.50			
ECQB1J271KF( )	0.00027	7.0	3.0	6.0	11.0	5.00	5.0	0.50			
ECQB1J331KF( )	0.00033	7.0	3.0	6.0	11.0	5.00	5.0	0.50			
ECQB1J391KF( )	0.00039	7.0	3.0	6.0	11.0	5.00	5.0	0.50			
ECQB1J471 □F( )	0.00047	7.0	3.0	6.0	11.0	5.00	5.0	0.50			
ECQB1J561 □F( )	0.00056	7.0	3.0	6.0	11.0	5.00	5.0	0.50			
ECQB1J681 □F( )	0.00068	7.0	3.0	6.0	11.0	5.00	5.0	0.50			
ECQB1J821 □F( )	0.00082	7.0	3.0	6.0	11.0	5.00	5.0	0.50			
ECQB1J102 □F( )	0.0010	7.0	3.0	6.0	11.0	5.00	5.0	0.50			
ECQB1J122 □F( )	0.0012	7.0	3.0	6.0	11.0	5.00	5.0	0.50			
ECQB1J152 □F( )	0.0015	7.0	3.0	6.0	11.0	5.00	5.0	0.50			
ECQB1J182 □F( )	0.0018	7.0	3.0	6.0	11.0	5.00	5.0	0.50			
ECQB1J222 □F( )	0.0022	7.0	3.0	6.0	11.0	5.00	5.0	0.50			
ECQB1J272 □F( )	0.0027	7.0	3.0	6.0	11.0	5.00	5.0	0.50			
ECQB1J332 □F( )	0.0033	7.0	3.0	6.0	11.0	5.00	5.0	0.50			
ECQB1J392 □F( )	0.0039	7.0	3.0	6.0	11.0	5.00	5.0	0.50			
ECQB1J472 □F( )	0.0047	7.0	3.0	6.0	11.0	5.00	5.0	0.50			
ECQB1J562 □F( )	0.0056	7.0	3.0	6.0	11.0	5.00	5.0	0.50			
ECQB1J682 □F( )	0.0068	7.0	3.0	6.0	11.0	5.00	5.0	0.50			
ECQB1J822 □F( )	0.0082	7.0	3.0	6.0	11.0	5.00	5.0	0.50			
ECQB1J103 □F( )	0.010	7.0	3.0	6.0	11.0	5.00	5.0	0.50			
ECQB1J123 □F( )	0.012	7.3	3.3	6.3	11.3	5.00	5.0	0.50			
ECQB1J153 □F( )	0.015	7.5	3.0	6.0	11.0	5.00	5.0	0.50			
ECQB1J183 □F( )	0.018	7.5	3.0	6.0	11.0	5.00	5.0	0.50			
ECQB1J223 □F( )	0.022	7.5	3.0	6.0	11.0	5.00	5.0	0.50			
ECQB1J273 □F( )	0.027	7.5	3.5	6.5	11.5	5.00	5.0	0.50			
ECQB1J333 □F( )	0.033	7.5	3.5	6.5	11.5	5.00	5.0	0.50			

□ Suffix for lead crimped or taped type  
 □ Cap. tol. code

Style N: 0.00010 μF to 0.033 μF

■ Rating, Dimensions & Quantity/Ammo Box & Reel

● Type ECQB(F), Rated voltage: 100 VDC, Capacitance tolerance: ±5 % (J), ±10 % (K)

Only ±10 % (K) is available from 0.00010 μF to 0.00039 μF

Part No.	Cap. (μF)	Dimensions (mm)							Quantity	
		L <sub>max.</sub>	T <sub>max.</sub>	H <sub>max.</sub>		F	S	ød	Ammo	Reel
				Type 1	Type 2					
ECQB1101KF( )	0.00010	7.2	3.0	6.0	11.0	5.00	5.0	0.50	2000	2000
ECQB1121KF( )	0.00012	7.2	3.0	6.0	11.0	5.00	5.0	0.50		
ECQB1151KF( )	0.00015	7.2	3.0	6.0	11.0	5.00	5.0	0.50		
ECQB1181KF( )	0.00018	7.2	3.0	6.0	11.0	5.00	5.0	0.50		
ECQB1221KF( )	0.00022	7.2	3.0	6.0	11.0	5.00	5.0	0.50		
ECQB1271KF( )	0.00027	7.2	3.0	6.0	11.0	5.00	5.0	0.50		
ECQB1331KF( )	0.00033	7.2	3.0	6.0	11.0	5.00	5.0	0.50		
ECQB1391KF( )	0.00039	7.2	3.0	6.0	11.0	5.00	5.0	0.50		
ECQB1471□F( )	0.00047	7.2	3.0	6.0	11.0	5.00	5.0	0.50		
ECQB1561□F( )	0.00056	7.2	3.0	6.0	11.0	5.00	5.0	0.50		
ECQB1681□F( )	0.00068	7.2	3.0	6.0	11.0	5.00	5.0	0.50		
ECQB1821□F( )	0.00082	7.2	3.0	6.0	11.0	5.00	5.0	0.50		
ECQB1102□F( )	0.0010	7.2	3.0	6.0	11.0	5.00	5.0	0.50		
ECQB1122□F( )	0.0012	7.2	3.0	6.0	11.0	5.00	5.0	0.50		
ECQB1152□F( )	0.0015	7.2	3.0	6.0	11.0	5.00	5.0	0.50		
ECQB1182□F( )	0.0018	7.2	3.0	6.5	11.5	5.00	5.0	0.50		
ECQB1222□F( )	0.0022	7.2	3.0	6.5	11.5	5.00	5.0	0.50		
ECQB1272□F( )	0.0027	7.2	3.0	6.5	11.5	5.00	5.0	0.50		
ECQB1332□F( )	0.0033	7.2	3.0	6.5	11.5	5.00	5.0	0.50		
ECQB1392□F( )	0.0039	7.2	3.0	6.5	11.5	5.00	5.0	0.50		
ECQB1472□F( )	0.0047	7.2	3.0	6.5	11.5	5.00	5.0	0.50		
ECQB1562□F( )	0.0056	7.2	3.0	6.5	11.5	5.00	5.0	0.50		
ECQB1682□F( )	0.0068	7.2	3.0	6.5	11.5	5.00	5.0	0.50		
ECQB1822□F( )	0.0082	7.2	3.2	7.0	12.0	5.00	5.0	0.50		
ECQB1103□F( )	0.010	7.2	3.2	7.0	12.0	5.00	5.0	0.50		
ECQB1123□F( )	0.012	7.2	3.5	7.0	12.0	5.00	5.0	0.50		
ECQB1153□F( )	0.015	7.2	4.0	7.5	12.5	5.00	5.0	0.50		
ECQB1183□F( )	0.018	7.5	4.5	8.0	13.0	5.00	5.0	0.50		
ECQB1223□F( )	0.022	7.5	4.5	9.0	14.0	5.00	5.0	0.50		
ECQB1273□F( )	0.027	7.5	5.0	9.5	14.5	5.00	5.0	0.50		
ECQB1333□F( )	0.033	7.5	5.5	10.0	15.0	5.00	5.0	0.50		
ECQB1393□F( )	0.039	7.5	6.0	11.2	16.2	5.00	5.0	0.50		
ECQB1473□F( )	0.047	7.5	6.5	11.8	16.8	5.00	5.0	0.50		
ECQB1563□F( )	0.056	10.0	5.0	12.0	17.0	7.50	5.0	0.60		
ECQB1683□F( )	0.068	10.0	5.5	12.4	17.4	7.50	5.0	0.60		
ECQB1823□F( )	0.082	10.0	5.5	14.0	19.0	7.50	5.0	0.60		
ECQB1104□F( )	0.10	10.5	6.0	14.6	19.6	7.50	5.0	0.60		
ECQB1124□F( )	0.12	10.5	7.0	15.2	20.2	7.50	5.0	0.60		
ECQB1154□F( )	0.15	13.0	7.0	13.8	18.8	10.00	5.0	0.60		
ECQB1184□F( )	0.18	13.0	7.5	14.4	19.4	10.00	5.0	0.60		
ECQB1224□F( )	0.22	13.0	8.0	15.2	20.2	10.00	5.0	0.60		
ECQB1274□F( )	0.27	13.0	8.5	17.2	22.2	10.00	5.0	0.60		
ECQB1334□F( )	0.33	13.0	9.0	18.0	23.0	10.00	5.0	0.60		
ECQB1394□F( )	0.39	13.0	10.5	19.0	24.0	10.00	5.0	0.60		
ECQB1474□F( )	0.47	13.0	11.5	19.2	24.2	10.00	5.0	0.60		

↑ Suffix for lead crimped or taped type  
 — Cap. tol. code

Style N: 0.00010 μF to 0.047 μF  
 Style T: 0.056 μF to 0.47 μF

■ Rating, Dimensions & Quantity/Ammo Box & Reel

● Type ECQB(F), Rated voltage: 200 VDC, Capacitance tolerance: ±5 % (J), ±10 % (K)

Part No.	Cap. ( $\mu$ F)	Dimensions (mm)							Quantity
		L <sub>max.</sub>	T <sub>max.</sub>	H <sub>max.</sub>		F	S	$\phi$ d	Ammo
				Type 1	Type 2	Type 1	Type 2		
ECQB2102□F( )	0.0010	8.5	4.0	7.0	12.0	5.00	5.0	0.50	1000
ECQB2122□F( )	0.0012	8.5	4.0	7.5	12.5	5.00	5.0	0.50	
ECQB2152□F( )	0.0015	8.5	4.0	7.5	12.5	5.00	5.0	0.50	
ECQB2182□F( )	0.0018	8.5	4.5	7.5	12.5	5.00	5.0	0.50	
ECQB2222□F( )	0.0022	8.5	4.5	7.5	12.5	5.00	5.0	0.50	
ECQB2272□F( )	0.0027	8.5	4.5	8.0	13.0	5.00	5.0	0.50	
ECQB2332□F( )	0.0033	11.0	4.5	7.5	12.5	7.50	5.0	0.60	
ECQB2392□F( )	0.0039	11.0	4.5	7.5	12.5	7.50	5.0	0.60	
ECQB2472□F( )	0.0047	11.0	4.5	8.5	13.5	7.50	5.0	0.60	
ECQB2562□F( )	0.0056	11.0	4.5	8.5	13.5	7.50	5.0	0.60	
ECQB2682□F( )	0.0068	11.0	4.5	9.0	14.0	7.50	5.0	0.60	
ECQB2822□F( )	0.0082	11.0	4.5	9.0	14.0	7.50	5.0	0.60	
ECQB2103□F( )	0.010	11.0	4.5	10.0	15.0	7.50	5.0	0.60	
ECQB2123□F( )	0.012	11.0	5.0	10.5	15.5	7.50	5.0	0.60	
ECQB2153□F( )	0.015	11.0	5.5	10.5	15.5	7.50	5.0	0.60	
ECQB2183□F( )	0.018	11.0	5.5	10.0	15.0	7.50	5.0	0.60	
ECQB2223□F( )	0.022	11.0	6.0	10.5	15.5	7.50	5.0	0.60	
ECQB2273□F( )	0.027	11.0	6.5	11.5	16.5	7.50	5.0	0.60	
ECQB2333□F( )	0.033	11.0	7.0	12.0	17.0	7.50	5.0	0.60	
ECQB2393□F( )	0.039	13.5	5.0	12.5	17.5	10.00	7.5	0.60	
ECQB2473□F( )	0.047	13.5	5.5	13.0	18.0	10.00	7.5	0.60	
ECQB2563□F( )	0.056	13.5	6.0	13.5	18.5	10.00	7.5	0.60	
ECQB2683□F( )	0.068	16.0	5.5	13.0	18.0	12.50	10.0	0.60	
ECQB2823□F( )	0.082	16.0	6.0	13.5	18.5	12.50	10.0	0.60	
ECQB2104□F( )	0.10	16.0	7.0	14.5	19.5	12.50	10.0	0.60	
ECQB2124□F( )	0.12	19.0	6.5	16.0	21.0	15.00	12.5	0.60	
ECQB2154□F( )	0.15	19.0	7.5	17.0	22.0	15.00	12.5	0.60	
ECQB2184□F( )	0.18	19.0	8.0	17.5	22.5	15.00	12.5	0.60	
ECQB2224□F( )	0.22	19.0	9.0	18.5	23.5	15.00	12.5	0.60	
ECQB2274□F( )	0.27	24.0	8.0	17.5	22.5	20.00	15.0	0.80	
ECQB2334□F( )	0.33	24.0	9.0	18.5	23.5	20.00	15.0	0.80	
ECQB2394□F( )	0.39	24.0	10.0	19.5	24.5	20.00	15.0	0.80	
ECQB2474□F( )	0.47	24.0	11.5	20.5	25.5	20.00	15.0	0.80	

└─ Suffix for lead crimped or taped type  
└─ Cap. tol. code

Style N: 0.0010  $\mu$ F to 0.0027  $\mu$ F  
Style T: 0.0033  $\mu$ F to 0.47  $\mu$ F