

## 阅读申明

- 1.本站收集的数据手册和产品资料都来自互联网，版权归原作者所有。如读者和版权方有任何异议请及时告之，我们将妥善解决。
- 2.本站提供的中文数据手册是英文数据手册的中文翻译，其目的是协助用户阅读，该译文无法自动跟随原稿更新，同时也可能存在翻译上的不当。建议读者以英文原稿为参考以便获得更精准的信息。
- 3.本站提供的产品资料，来自厂商的技术支持或者使用者的心得体会等，其内容可能存在描述上的差异，建议读者做出适当判断。
- 4.如需与我们联系，请发邮件到marketing@iczoom.com，主题请标有“数据手册”字样。

## Read Statement

1. The datasheets and other product information on the site are all from network reference or other public materials, and the copyright belongs to the original author and original published source. If readers and copyright owners have any objections, please contact us and we will deal with it in a timely manner.
2. The Chinese datasheets provided on the website is a Chinese translation of the English datasheets. Its purpose is for reader's learning exchange only and do not involve commercial purposes. The translation cannot be automatically updated with the original manuscript, and there may also be improper translations. Readers are advised to use the English manuscript as a reference for more accurate information.
3. All product information provided on the website refer to solutions from manufacturers' technical support or users the contents may have differences in description, and readers are advised to take the original article as the standard.
4. If you have any questions, please contact us at marketing@iczoom.com and mark the subject with "Datasheets" .


### Metallized Polypropylene Film Capacitor

Type: **ECWF(B)**

Designed for high current and frequency applications.

#### ■ Features

- Low-loss
- Excellent frequency characteristics
- Flame retardant epoxy resin coating
- RoHS directive compliant



#### ■ Recommended Applications

- High frequency and high current circuits (TVs, Monitors, Power Supplies, etc.)

#### ■ Explanation of Part Numbers

1	2	3	4	5	6	7	8	9	10	11	
<b>E</b>	<b>C</b>	<b>W</b>	<b>F</b>						<b>B</b>		
Products code	Dielectric & construction		Rated voltage	Capacitance			Cap. Tol.	Suffix	Suffix		
			2	250 VDC (150 Vrms, 250 Vo-p)			H	±3 %	Blank	Type 1	Straight
			4	400 VDC (200 Vrms, 400 Vo-p)			J	±5 %	B	Type 2	Crimped lead

#### ● Explanation of Part Numbers for Odd Size Taping

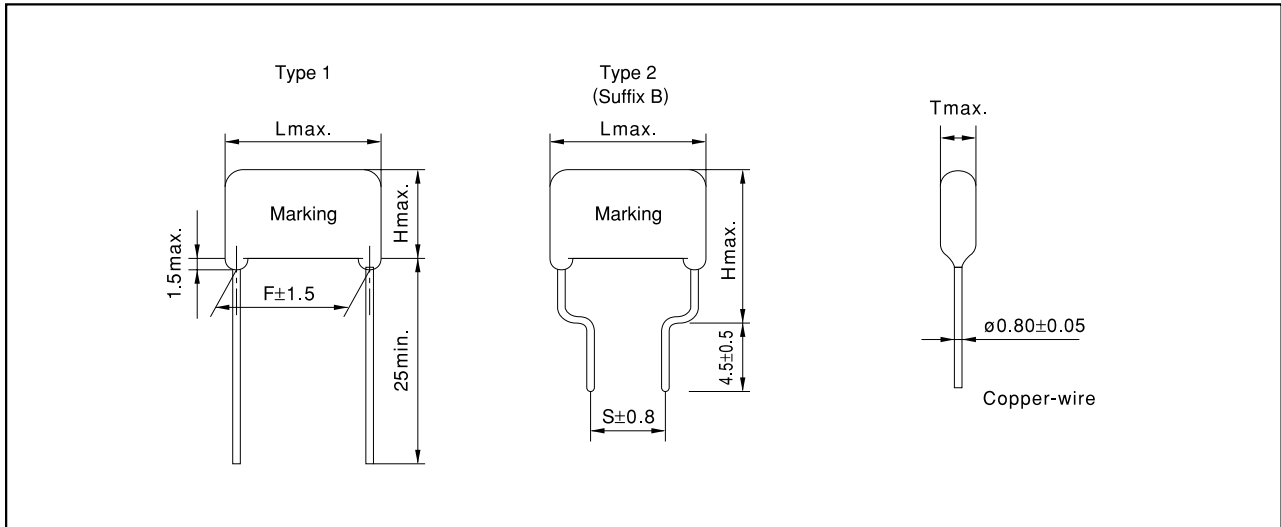
<b>E</b>	<b>C</b>	<b>W</b>	<b>F</b>					<b>R</b>		<b>B</b>
Products code	Dielectric & construction		Rated voltage	Capacitance			7.5 mm Crimped lead	Cap. Tol.	Suffix	

#### ■ Specifications

Category temp. range (Including temperature-rise on unit surface)	-25 °C to +105 °C
Rated voltage	250 VDC(150 Vrms, 250 Vo-p), 400 VDC(200 Vrms, 400 Vo-p) (Derating of rated voltage by 1.25 %/°C at more than 85 °C)
Capacitance range	0.022 μF to 4.7 μF(250 VDC), 0.022 μF to 1.6 μF(400 VDC)
Capacitance tolerance	±3 %(H), ±5 %(J)
Dissipation factor (tan δ)	0.068 μF to 0.51 μF : tan δ ≤ 0.05 % (20 °C, 1 kHz) 0.56 μF to 4.7 μF : tan δ ≤ 0.1 % (20 °C, 1 kHz) 0.068 μF to 4.7 μF : tan δ ≤ 0.2 % (20 °C, 10 kHz)
Withstand voltage	Between terminals : Rated volt. (VDC) × 150 % 60 s
Insulation resistance (IR)	C ≤ 0.33 μF : IR ≥ 9000 MΩ . μF (20 °C, 100 VDC, 60 s) C > 0.33 μF : IR ≥ 3000 MΩ . μF (20 °C, 100 VDC, 60 s)

\* In case of applying voltage in alternating current (50 Hz or 60 Hz sine wave) to a capacitor with DC rated voltage, please refer to the page of "Permissible voltage (R.M.S) in alternating current corresponding to DC rated voltage".

### ■Dimensions in mm (not to scale)

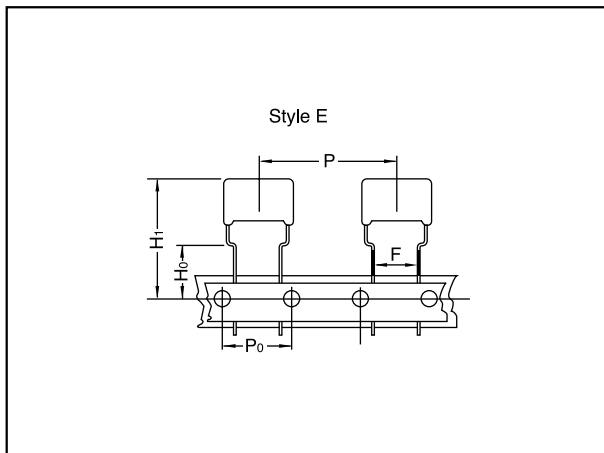


### ■Packaging Specifications for Bulk Package

Packing quantity: 100 pcs./bag

### ■Taping Specifications for Automatic Insertion

#### ●Taping style



※Refer to the page of taping specifications.

#### ●Packaging Specification

Type	Rated volt.	Cap. range (μF)	Taping style					Packing	
			AD	AS	B	C	D		E
ECWF (B)	250 VDC	0.022 to 1.2						○	Ammo
	400 VDC	0.022 to 0.68						○	Ammo

#### ●Lead Spacing

Style	Lead Spacing
E	7.5 mm

※See the column "Rating, Dimensions & Quantity Box" for packing quantity.

### ■ Rating & Dimensions

● Rated voltage : 250 VDC(150 Vrms, 250 Vo-p) Cap. tolerance : ±3 %(H), ±5 %(J)

Part No.	Cap. (μF)	Dimensions (mm)							Quantity
		L <sub>max</sub>	T <sub>max</sub>	H <sub>max</sub>		F	S	ød	Ammo 7.5mm
				Type 1	Type 2	Type 1	Type 2		
ECWF2223□B( )	0.022	15.5	5.5	12.5	17.5	12.5	7.5	0.80	500
ECWF2243□B( )	0.024	15.5	5.5	12.5	17.5	12.5	7.5	0.80	
ECWF2273□B( )	0.027	15.5	6.0	12.5	17.5	12.5	7.5	0.80	
ECWF2303□B( )	0.030	15.5	6.0	13.0	17.5	12.5	7.5	0.80	
ECWF2333□B( )	0.033	15.5	5.5	12.5	17.5	12.5	7.5	0.80	
ECWF2363□B( )	0.036	15.5	6.0	12.5	17.5	12.5	7.5	0.80	
ECWF2393□B( )	0.039	15.5	6.0	12.5	17.5	12.5	7.5	0.80	
ECWF2433□B( )	0.043	15.5	6.0	13.0	17.5	12.5	7.5	0.80	
ECWF2473□B( )	0.047	15.5	6.5	13.0	17.5	12.5	7.5	0.80	
ECWF2513□B( )	0.051	15.5	6.5	13.5	17.5	12.5	7.5	0.80	
ECWF2563□B( )	0.056	15.5	6.5	13.5	17.5	12.5	7.5	0.80	
ECWF2623□B( )	0.062	15.5	7.0	14.0	17.5	12.5	7.5	0.80	
ECWF2683□B( )	0.068	18.0	6.0	13.0	18.0	15.0	10.0	0.80	
ECWF2753□B( )	0.075	18.0	6.5	13.0	18.0	15.0	10.0	0.80	
ECWF2823□B( )	0.082	18.0	6.5	13.5	18.5	15.0	10.0	0.80	
ECWF2913□B( )	0.091	18.0	7.0	13.5	18.5	15.0	10.0	0.80	
ECWF2104□B( )	0.10	18.0	7.0	14.0	19.0	15.0	10.0	0.80	
ECWF2114□B( )	0.11	18.0	7.5	14.0	19.0	15.0	10.0	0.80	
ECWF2124□B( )	0.12	18.0	7.5	14.5	19.5	15.0	10.0	0.80	
ECWF2134□B( )	0.13	18.0	8.0	14.5	19.5	15.0	10.0	0.80	
ECWF2154□B( )	0.15	18.0	8.5	15.0	20.0	15.0	10.0	0.80	
ECWF2164□B( )	0.16	18.0	6.0	13.0	18.0	15.0	10.0	0.80	
ECWF2184□B( )	0.18	18.0	6.5	13.5	18.5	15.0	10.0	0.80	
ECWF2204□B( )	0.20	18.0	7.0	13.5	18.5	15.0	10.0	0.80	
ECWF2224□B( )	0.22	18.0	7.0	14.0	19.0	15.0	10.0	0.80	
ECWF2244□B( )	0.24	18.0	7.5	14.0	19.0	15.0	10.0	0.80	
ECWF2274□B( )	0.27	18.0	8.0	14.5	19.5	15.0	10.0	0.80	
ECWF2304□B( )	0.30	18.0	8.0	15.0	20.0	15.0	10.0	0.80	
ECWF2334□B( )	0.33	18.0	8.5	15.0	20.0	15.0	10.0	0.80	
ECWF2364□B( )	0.36	18.0	8.5	15.0	20.0	15.0	10.0	0.80	
ECWF2394□B( )	0.39	18.0	9.0	16.0	21.0	15.0	10.0	0.80	
ECWF2434□B( )	0.43	18.0	9.5	16.0	21.0	15.0	10.0	0.80	
ECWF2474□B( )	0.47	23.0	8.0	15.0	20.0	20.0	12.5	0.80	
ECWF2514□B( )	0.51	23.0	8.5	15.0	20.0	20.0	12.5	0.80	
ECWF2564□B( )	0.56	23.0	8.5	15.5	20.5	20.0	12.5	0.80	
ECWF2624□B( )	0.62	23.0	9.0	16.0	21.0	20.0	12.5	0.80	
ECWF2684□B( )	0.68	23.0	9.5	16.5	21.5	20.0	12.5	0.80	
ECWF2754□B( )	0.75	23.0	10.0	16.5	21.5	20.0	12.5	0.80	
ECWF2824□B( )	0.82	23.0	10.5	17.0	22.0	20.0	12.5	0.80	
ECWF2914□B( )	0.91	23.0	11.0	17.5	22.5	20.0	12.5	0.80	
ECWF2105□B( )	1.0	23.0	11.5	18.0	23.0	20.0	12.5	0.80	
ECWF2115□B( )	1.1	23.0	12.0	19.0	24.0	20.0	12.5	0.80	
ECWF2125□B( )	1.2	23.0	12.5	19.5	24.5	20.0	12.5	0.80	
ECWF2135□B( )	1.3	23.0	13.0	20.0	25.0	20.0	12.5	0.80	
ECWF2155□B( )	1.5	23.0	14.0	21.0	26.0	20.0	12.5	0.80	
ECWF2165□B( )	1.6	28.0	11.5	20.5	25.5	25.0	17.5	0.80	
ECWF2185□B( )	1.8	28.0	12.5	21.0	26.0	25.0	17.5	0.80	
ECWF2205□B( )	2.0	28.0	13.0	22.0	27.0	25.0	17.5	0.80	
ECWF2225□B( )	2.2	28.0	14.0	22.5	27.5	25.0	17.5	0.80	
ECWF2245□B( )	2.4	28.0	14.5	23.0	28.0	25.0	17.5	0.80	
ECWF2275□B( )	2.7	28.0	15.5	24.0	29.0	25.0	17.5	0.80	
ECWF2305□B( )	3.0	28.0	16.5	25.5	30.5	25.0	17.5	0.80	
ECWF2335□B( )	3.3	28.0	17.0	26.0	31.0	25.0	17.5	0.80	
ECWF2365□B( )	3.6	33.0	16.0	25.0	30.0	30.0	22.5	0.80	
ECWF2395□B( )	3.9	33.0	16.5	25.5	30.5	30.0	22.5	0.80	
ECWF2435□B( )	4.3	33.0	17.5	26.5	31.5	30.0	22.5	0.80	
ECWF2475□B( )	4.7	33.0	18.0	27.0	32.0	30.0	22.5	0.80	

↑ Suffix for lead crimped or taped type  
 ↑ Cap. tol. code

■ Rating, Dimensions & Quantity/Ammo Box

● Type ECWF(B), Rated voltage : 400 VDC, Capacitance tolerance : ±3 % (H), ±5 % (J)

Part No.	Cap. ( $\mu$ F)	Dimensions (mm)							Quantity
		L <sub>max</sub>	T <sub>max</sub>	H <sub>max</sub>		F	S	$\phi$ d	Ammo 7.5mm
				Type 1	Type 2	Type 1	Type 2		
ECWF4223□B( )	0.022	15.5	5.5	12.5	17.5	12.5	7.5	0.80	500
ECWF4243□B( )	0.024	15.5	5.5	12.5	17.5	12.5	7.5	0.80	
ECWF4273□B( )	0.027	15.5	6.0	12.5	17.5	12.5	7.5	0.80	
ECWF4303□B( )	0.030	15.5	6.0	13.0	18.0	12.5	7.5	0.80	
ECWF4333□B( )	0.033	15.5	5.5	12.5	17.5	12.5	7.5	0.80	
ECWF4363□B( )	0.036	15.5	6.0	12.5	17.5	12.5	7.5	0.80	
ECWF4393□B( )	0.039	15.5	6.0	12.5	17.5	12.5	7.5	0.80	
ECWF4433□B( )	0.043	15.5	6.0	13.0	18.0	12.5	7.5	0.80	
ECWF4473□B( )	0.047	15.5	6.5	13.0	18.0	12.5	7.5	0.80	
ECWF4513□B( )	0.051	15.5	6.5	13.5	18.5	12.5	7.5	0.80	
ECWF4563□B( )	0.056	15.5	6.5	13.5	18.5	12.5	7.5	0.80	
ECWF4623□B( )	0.062	15.5	7.0	14.0	19.0	12.5	7.5	0.80	
ECWF4683□B( )	0.068	18.0	6.5	13.0	18.0	15.0	10.0	0.80	
ECWF4753□B( )	0.075	18.0	6.5	13.5	18.5	15.0	10.0	0.80	
ECWF4823□B( )	0.082	18.0	7.0	13.5	18.5	15.0	10.0	0.80	
ECWF4913□B( )	0.091	18.0	7.0	14.0	19.0	15.0	10.0	0.80	
ECWF4104□B( )	0.10	18.0	7.5	14.0	19.0	15.0	10.0	0.80	400
ECWF4114□B( )	0.11	18.0	7.5	14.5	19.5	15.0	10.0	0.80	
ECWF4124□B( )	0.12	18.0	8.0	15.0	20.0	15.0	10.0	0.80	
ECWF4134□B( )	0.13	18.0	8.0	15.0	20.0	15.0	10.0	0.80	
ECWF4154□B( )	0.15	18.0	8.5	15.5	20.5	15.0	10.0	0.80	
ECWF4164□B( )	0.16	18.0	9.0	16.0	21.0	15.0	10.0	0.80	
ECWF4184□B( )	0.18	18.0	9.5	16.5	21.5	15.0	10.0	0.80	300
ECWF4204□B( )	0.20	20.0	9.0	16.0	21.0	17.0	10.0	0.80	
ECWF4224□B( )	0.22	20.0	9.5	16.5	21.5	17.0	10.0	0.80	
ECWF4244□B( )*	0.24	20.0	10.0	16.5	21.5	17.0	10.0	0.80	
ECWF4274□B( )*	0.27	20.0	10.5	17.0	22.0	17.0	10.0	0.80	
ECWF4304□B( )*	0.30	20.0	11.0	17.5	22.5	17.0	10.0	0.80	
ECWF4334□B( )*	0.33	20.0	11.5	18.0	23.0	17.0	10.0	0.80	
ECWF4364□B( )	0.36	23.0	12.5	20.0	25.0	20.0	12.5	0.80	
ECWF4394□B( )	0.39	23.0	13.5	20.5	25.5	20.0	12.5	0.80	
ECWF4434□B( )	0.43	23.0	14.0	21.0	26.0	20.0	12.5	0.80	
ECWF4474□B( )	0.47	23.0	14.5	21.5	26.5	20.0	12.5	0.80	200
ECWF4514□B( )	0.51	23.0	12.5	19.5	24.5	20.0	12.5	0.80	300
ECWF4564□B( )	0.56	23.0	13.0	20.0	25.0	20.0	12.5	0.80	
ECWF4624□B( )	0.62	23.0	14.0	21.0	26.0	20.0	12.5	0.80	200
ECWF4684□B( )	0.68	23.0	14.5	21.5	26.5	20.0	12.5	0.80	
ECWF4754□B( )	0.75	28.0	13.0	20.0	25.0	25.0	17.5	0.80	-
ECWF4824□B( )	0.82	28.0	14.0	20.5	25.5	25.0	17.5	0.80	
ECWF4914□B( )	0.91	28.0	14.5	21.5	26.5	25.0	17.5	0.80	
ECWF4105□B( )	1.0	28.0	15.0	22.0	27.0	25.0	17.5	0.80	
ECWF4115□B( )	1.1	28.0	16.0	22.5	27.5	25.0	17.5	0.80	
ECWF4125□B( )	1.2	28.0	16.5	23.5	28.5	25.0	17.5	0.80	
ECWF4135□B( )	1.3	28.0	17.0	24.0	29.0	25.0	17.5	0.80	
ECWF4155□B( )	1.5	28.0	18.5	25.5	30.5	25.0	17.5	0.80	
ECWF4165□B( )	1.6	28.0	19.5	26.5	31.5	25.0	17.5	0.80	

↑  
 └── Suffix for lead crimped or taped type  
 └── Cap. tol. code

\* Lead crimped type last Suffix is "P"