

阅读申明

- 1.本站收集的数据手册和产品资料都来自互联网，版权归原作者所有。如读者和版权方有任何异议请及时告之，我们将妥善解决。
- 2.本站提供的中文数据手册是英文数据手册的中文翻译，其目的是协助用户阅读，该译文无法自动跟随原稿更新，同时也可能存在翻译上的不当。建议读者以英文原稿为参考以便获得更精准的信息。
- 3.本站提供的产品资料，来自厂商的技术支持或者使用者的心得体会等，其内容可能存在描述上的差异，建议读者做出适当判断。
- 4.如需与我们联系，请发邮件到marketing@iczoom.com，主题请标有“数据手册”字样。

Read Statement

1. The datasheets and other product information on the site are all from network reference or other public materials, and the copyright belongs to the original author and original published source. If readers and copyright owners have any objections, please contact us and we will deal with it in a timely manner.
2. The Chinese datasheets provided on the website is a Chinese translation of the English datasheets. Its purpose is for reader's learning exchange only and do not involve commercial purposes. The translation cannot be automatically updated with the original manuscript, and there may also be improper translations. Readers are advised to use the English manuscript as a reference for more accurate information.
3. All product information provided on the website refer to solutions from manufacturers' technical support or users the contents may have differences in description, and readers are advised to take the original article as the standard.
4. If you have any questions, please contact us at marketing@iczoom.com and mark the subject with "Datasheets" .

Film Chip Capacitor


Type: **ECP(U)B**

*Production volume is currently limited.
Please consult with Panasonic about

Stacked dielectric with inner electrode and simple mold-less construction

► Features

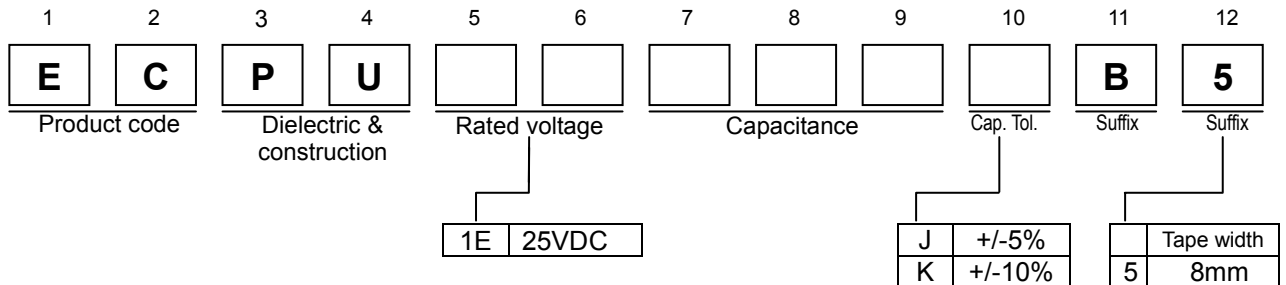
- Low ESR
- Max. capacitance values 1.0 μ F
- Smallest package size in film capacitors 3216/1.0 μ F
- For reflow soldering



► Recommended Applications

- Noise suppressor
- Coupling circuit for Audio

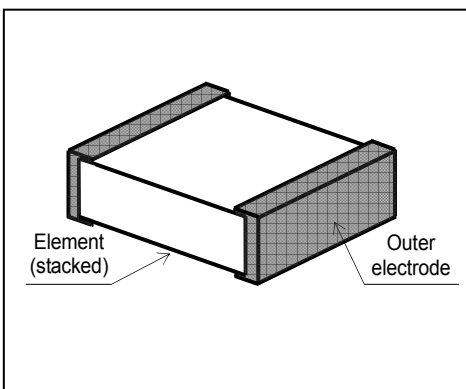
► Explanation of Part Numbers



► Specification

Category temp.range (Including temperature-rise on unit surface)	-40 to +105 degree C
Rated voltage	25VDC (Derating of rated voltage by 2.5%/degree C more than 85 degree C)
Capacitance range	0.0068 μ F to 1.0 μ F (E12)
Capacitance tolerance	+/-5%(J), +/-10%(K)
Withstand voltage	Between terminals : Rated volt. (VDC)X150% , 1min
Dissipation factor	1.5% max. (20 degree C , 1kHz)
Insulation resistance	0.0068 μ F - 0.33 μ F : 1000M Ω min. (20 degree C , 25VDC , 60s) 0.39 μ F - 1.0 μ F : 300M Ω • μ Fmin. (20 degree C , 25VDC , 60s)
Soldering conditions	Reflow soldering : 260 degree C max. and 90s max. at more than 220 degree C (Temp. at cap. Surface)

► Construction



► Dimensions in mm (not to scale)

Size code	L	W	H	e	g
K0	1.6	0.8	0.6	0.40	min.0.4
J1	2.0	1.25	0.8	0.45	min.0.6
J2	2.0	1.25	1.0	0.45	min.0.6
H1	3.2	1.6	0.8	0.65	min.1.0
H2	3.2	1.6	1.0	0.65	min.1.0
H3	3.2	1.6	1.4	0.65	min.1.0

* To be applied only for size code J1 & J2
** To be applied only for size code K0

► Taping Specification for Automatic Mounting

Refer to the taping specifications.

Design, Specifications are subject to change without notice. Ask factory for technical specifications before purchase and/or use. Whenever a doubt safety arises from this product, please inform us immediately for technical consultation without fail.

► Rating , Dimensions & quantity / Reel

■ Capacitance tolerance : +/- 5%(J), +/- 10%(K),

Cap. (μ F)	Rated volt. 25VDC					Q'ty
	Part No.	Dimensions (mm)			Size code	
		L	W	H		
0.0068	ECPU1E682()B5	1.6	0.8	0.6	K0	4000
0.0082	ECPU1E822()B5	1.6	0.8	0.6	K0	
0.01	ECPU1E103()B5	1.6	0.8	0.6	K0	
0.012	ECPU1E123()B5	1.6	0.8	0.6	K0	
0.015	ECPU1E153()B5	1.6	0.8	0.6	K0	
0.018	ECPU1E183()B5	1.6	0.8	0.6	K0	
0.022	ECPU1E223()B5	1.6	0.8	0.6	K0	
0.027	ECPU1E273()B5	1.6	0.8	0.6	K0	
0.033	ECPU1E333()B5	1.6	0.8	0.6	K0	
0.039	ECPU1E393()B5	1.6	0.8	0.6	K0	
0.047	ECPU1E473()B5	2.0	1.25	0.8	J1	3000
0.056	ECPU1E563()B5	2.0	1.25	0.8	J1	
0.068	ECPU1E683()B5	2.0	1.25	0.8	J1	
0.082	ECPU1E823()B5	2.0	1.25	0.8	J1	
0.1	ECPU1E104()B5	2.0	1.25	1.0	J2	
0.12	ECPU1E124()B5	2.0	1.25	1.0	J2	
0.15	ECPU1E154()B5	2.0	1.25	1.0	J2	
0.18	ECPU1E184()B5	3.2	1.6	0.8	H1	
0.22	ECPU1E224()B5	3.2	1.6	0.8	H1	
0.27	ECPU1E274()B5	3.2	1.6	0.8	H1	
0.33	ECPU1E334()B5	3.2	1.6	0.8	H1	
0.39	ECPU1E394()B5	3.2	1.6	0.8	H1	
0.47	ECPU1E474()B5	3.2	1.6	1.0	H2	
0.56	ECPU1E564()B5	3.2	1.6	1.0	H2	
0.68	ECPU1E684()B5	3.2	1.6	1.4	H3	
0.82	ECPU1E824()B5	3.2	1.6	1.4	H3	
1.0	ECPU1E105()B5	3.2	1.6	1.4	H3	

► Example for Land Dimensions (mm)

Electrode

Size code	Land dimensions Reflow soldering		
	A	B	C
K0	0.6	2.0	0.7
J1,J2	0.8	2.4	1.1
H1,H2,H3	1.8	3.6	1.4