

## 阅读申明

- 1.本站收集的数据手册和产品资料都来自互联网，版权归原作者所有。如读者和版权方有任何异议请及时告之，我们将妥善解决。
- 2.本站提供的中文数据手册是英文数据手册的中文翻译，其目的是协助用户阅读，该译文无法自动跟随原稿更新，同时也可能存在翻译上的不当。建议读者以英文原稿为参考以便获得更精准的信息。
- 3.本站提供的产品资料，来自厂商的技术支持或者使用者的心得体会等，其内容可能存在描述上的差异，建议读者做出适当判断。
- 4.如需与我们联系，请发邮件到marketing@iczoom.com，主题请标有“数据手册”字样。

## Read Statement

1. The datasheets and other product information on the site are all from network reference or other public materials, and the copyright belongs to the original author and original published source. If readers and copyright owners have any objections, please contact us and we will deal with it in a timely manner.
2. The Chinese datasheets provided on the website is a Chinese translation of the English datasheets. Its purpose is for reader's learning exchange only and do not involve commercial purposes. The translation cannot be automatically updated with the original manuscript, and there may also be improper translations. Readers are advised to use the English manuscript as a reference for more accurate information.
3. All product information provided on the website refer to solutions from manufacturers' technical support or users the contents may have differences in description, and readers are advised to take the original article as the standard.
4. If you have any questions, please contact us at marketing@iczoom.com and mark the subject with "Datasheets" .

### PPS Film Capacitor

Type: **ECHS(Z)**

Non-inductive construction with PPS film designed for high heat resistance and high frequency applications



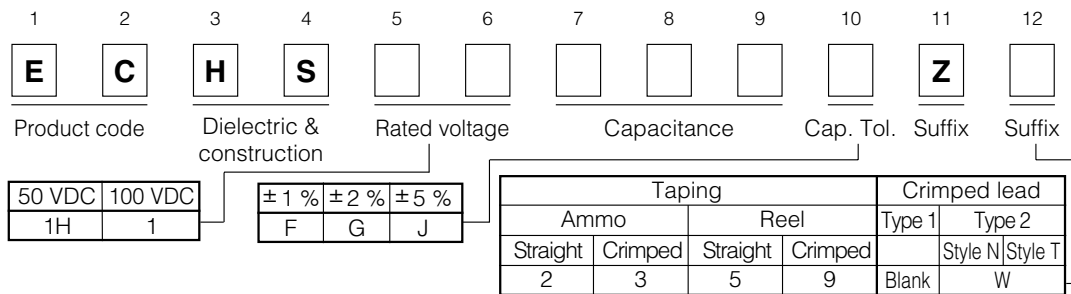
#### ■ Features

- Wide operating temperature range  $-40\text{ }^{\circ}\text{C}$  to  $+125\text{ }^{\circ}\text{C}$
- Excellent temperature coefficient  $-100\text{ ppm}/^{\circ}\text{C}$
- Excellent frequency characteristics
- RoHS directive compliant

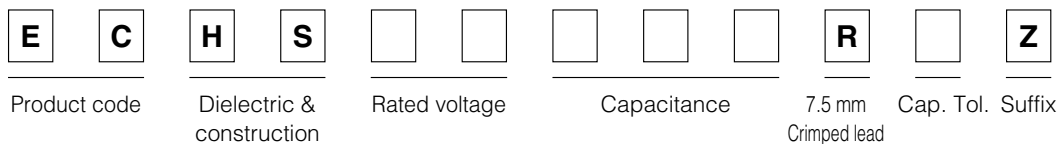
#### ■ Recommended Applications

- Automotive components
- Oscillation circuits

#### ■ Explanation of Part Numbers



#### ● Explanation of Part Number for Odd Size Taping

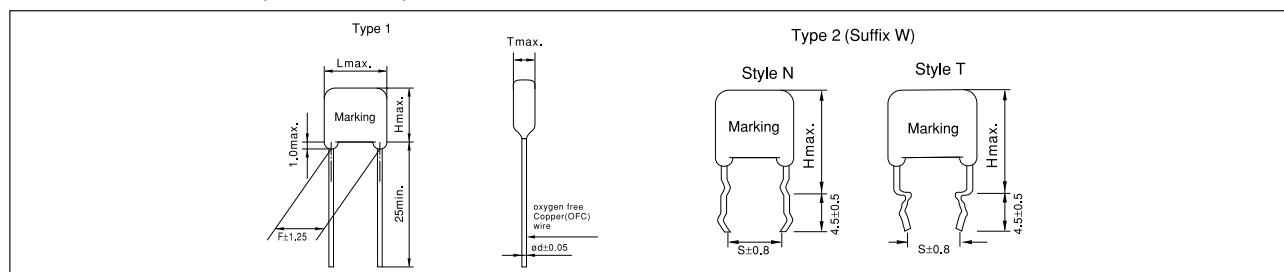


#### ■ Specifications

Category temp. range (Including temperature-rise on unit surface)	$-40\text{ }^{\circ}\text{C}$ to $+125\text{ }^{\circ}\text{C}$
Rated voltage	50 VDC, 100 VDC
Capacitance range	50 V : $0.0010\text{ }\mu\text{F}$ to $0.47\text{ }\mu\text{F}$ 100 V : $0.00010\text{ }\mu\text{F}$ to $0.47\text{ }\mu\text{F}$
Capacitance tolerance	$\pm 1\%$ (F), $\pm 2\%$ (G), $\pm 5\%$ (J)
Dissipation factor ( $\tan\delta$ )	$\tan\delta \leq 0.3\%$ ( $20\text{ }^{\circ}\text{C}$ , 1 kHz)
Withstand voltage	Between terminals : Rated volt.(VDC) $\times 250\%$ 1 s to 5 s
Insulation resistance (IR)	$C \leq 0.33\text{ }\mu\text{F}$ : $IR \geq 45000\text{ M}\Omega$ $C > 0.33\text{ }\mu\text{F}$ : $IR \geq 15000\text{ M}\Omega \cdot \mu\text{F}$ ( $20\text{ }^{\circ}\text{C}$ , 100 VDC, 60 s)

\* In case of applying voltage in alternating current (50 Hz or 60 Hz sine wave) to a capacitor with DC rated voltage, please refer to the page of "Permissible voltage (R.M.S) in alternating current corresponding to DC rated voltage".

#### ■ Dimensions in mm (not to scale)



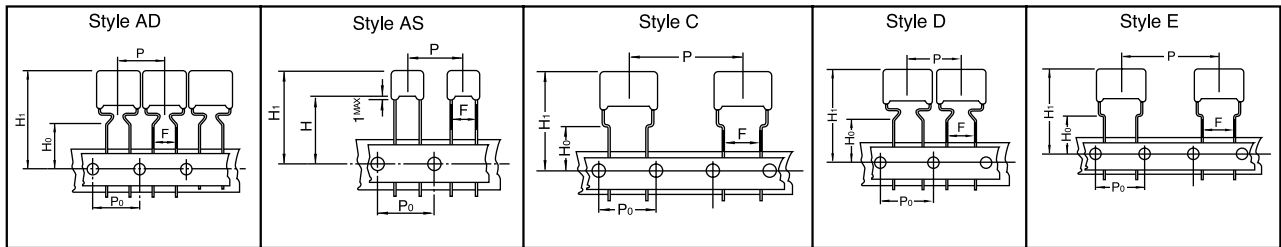
#### ■ Packaging Specifications for Bulk Package

Packing quantity: 100 pcs./bag

Design, Specifications are subject to change without notice. Ask factory for technical specifications before purchase and/or use. Whenever a doubt about safety arises from this product, please inform us immediately for technical consultation without fail.

### ■ Taping Specifications for Automatic Insertion

#### ● Taping style



※Refer to the page of taping specifications.

#### ● Packaging Specifications

Type	Rated volt.	Cap. range (μF)	Taping style					Packing	
			AD	AS	B	C	D		E
ECHS	50 VDC	0.0010 to 0.056	○						Ammo
		0.0010 to 0.056	○						Reel
		0.0010 to 0.012		○					Ammo
		0.0010 to 0.012		○					Reel
		0.068 to 0.47				○			Ammo
		0.15 to 0.47						○	Ammo
		0.068 to 0.12					○		Ammo
	100 VDC	0.00010 to 0.027	○						Ammo
		0.00010 to 0.027	○						Reel
		0.00010 to 0.0047		○					Ammo
		0.00010 to 0.0047		○					Reel
		0.033 to 0.12				○			Ammo
		0.033 to 0.056					○		Ammo
		0.068 to 0.47						○	Ammo

#### ● Lead Spacing

Style	Lead Spacing
AD	5.0 mm
AS	5.0 mm
C	5.0 mm
D	7.5 mm
E	7.5 mm

※ See the column "Rating, Dimensions & Quantity Box" for packing quantity.

### ■ Rating, Dimensions & Quantity/Ammo Box or Reel

● Rated voltage : 50 VDC, Capacitance tolerance : ±1 % (F), ±2 % (G), ±5 % (J)

Part No.	Cap. (μF)	Dimensions (mm)							Quantity	
		L <sub>max.</sub>	T <sub>max.</sub>	H <sub>max.</sub>		F	S	ød	Ammo	Reel
				Type 1	Type 2					
ECHS1H102 □Z ( )	0.0010	8.5	4.0	7.6	12.6	5.00	5.0	0.60	1000	
ECHS1H122 □Z ( )	0.0012	8.5	4.0	7.8	12.8	5.00	5.0	0.60		
ECHS1H152 □Z ( )	0.0015	8.5	4.0	7.6	12.6	5.00	5.0	0.60		
ECHS1H182 □Z ( )	0.0018	8.5	4.0	7.6	12.6	5.00	5.0	0.60		
ECHS1H222 □Z ( )	0.0022	8.5	4.0	7.8	12.8	5.00	5.0	0.60		
ECHS1H272 □Z ( )	0.0027	8.5	4.0	7.8	12.8	5.00	5.0	0.60		
ECHS1H332 □Z ( )	0.0033	8.5	4.0	8.0	13.0	5.00	5.0	0.60		
ECHS1H392 □Z ( )	0.0039	8.5	4.0	7.8	12.8	5.00	5.0	0.60		
ECHS1H472 □Z ( )	0.0047	8.5	4.0	8.0	13.0	5.00	5.0	0.60		
ECHS1H562 □Z ( )	0.0056	8.5	4.0	8.2	13.2	5.00	5.0	0.60		
ECHS1H682 □Z ( )	0.0068	8.5	4.0	7.6	12.6	5.00	5.0	0.60		
ECHS1H822 □Z ( )	0.0082	8.5	4.0	7.6	12.6	5.00	5.0	0.60		
ECHS1H103 □Z ( )	0.010	8.5	4.0	7.8	12.8	5.00	5.0	0.60		
ECHS1H123 □Z ( )	0.012	8.5	4.0	8.0	13.0	5.00	5.0	0.60		
ECHS1H153 □Z ( )	0.015	12.0	4.5	7.8	12.8	7.50	5.0	0.60		
ECHS1H183 □Z ( )	0.018	12.0	4.5	8.0	13.0	7.50	5.0	0.60		
ECHS1H223 □Z ( )	0.022	12.0	4.5	8.2	13.2	7.50	5.0	0.60		
ECHS1H273 □Z ( )	0.027	12.0	4.5	10.4	15.4	7.50	5.0	0.60		
ECHS1H333 □Z ( )	0.033	12.0	4.5	10.6	15.6	7.50	5.0	0.60		
ECHS1H393 □Z ( )	0.039	12.0	5.0	10.4	15.4	7.50	5.0	0.60		
ECHS1H473 □Z ( )	0.047	12.0	5.0	10.8	15.8	7.50	5.0	0.60		
ECHS1H563 □Z ( )	0.056	12.0	5.5	11.0	16.0	7.50	5.0	0.60		
ECHS1H683 □Z ( )	0.068	14.5	5.0	11.2	16.2	10.00	5.0	0.60		
ECHS1H823 □Z ( )	0.082	14.5	5.5	11.6	16.6	10.00	5.0	0.60		
ECHS1H104 □Z ( )	0.10	14.5	6.0	12.0	17.0	10.00	5.0	0.60		
ECHS1H124 □Z ( )	0.12	14.5	6.5	12.4	18.4	10.00	5.0	0.60		
ECHS1H154 □Z ( )	0.15	17.0	6.5	12.4	18.4	12.50	5.0	0.60		
ECHS1H184 □Z ( )	0.18	17.0	6.5	14.0	19.0	12.50	5.0	0.60		
ECHS1H224 □Z ( )	0.22	17.0	7.0	14.4	19.4	12.50	5.0	0.60		
ECHS1H274 □Z ( )	0.27	17.0	7.5	15.2	20.2	12.50	5.0	0.80		
ECHS1H334 □Z ( )	0.33	17.0	8.5	15.8	20.8	12.50	5.0	0.80		
ECHS1H394 □Z ( )	0.39	17.0	9.0	16.4	21.4	12.50	5.0	0.80		
ECHS1H474 □Z ( )	0.47	17.0	10.0	17.2	22.2	12.50	5.0	0.80		

Suffix for lead crimped or taped type  
 Cap. tol. code

Style N: 0.0010 μF to 0.012 μF  
 Style T: 0.015 μF to 0.47 μF

■ Rating, Dimensions & Quantity/Ammo Box or Reel

● Rated voltage: 100 VDC, Capacitance tolerance : ±1 %(F), ±2 %(G), ±5 %(J)

Part No.	Cap. (µF)	Dimensions (mm)							Quantity	
		L <sub>max.</sub>	T <sub>max.</sub>	H <sub>max.</sub>		F	S	ød	Ammo	Reel
				Type 1	Type 2					
ECHS1101□Z( )	0.00010	8.5	4.0	6.5	11.5	5.00	5.0	0.60	1000	1000
ECHS1121□Z( )	0.00012	8.5	4.0	6.5	11.5	5.00	5.0	0.60		
ECHS1151□Z( )	0.00015	8.5	4.0	6.5	11.5	5.00	5.0	0.60		
ECHS1181□Z( )	0.00018	8.5	4.0	6.5	11.5	5.00	5.0	0.60		
ECHS1221□Z( )	0.00022	8.5	4.0	6.5	11.5	5.00	5.0	0.60		
ECHS1271□Z( )	0.00027	8.5	4.0	6.5	11.5	5.00	5.0	0.60		
ECHS1331□Z( )	0.00033	8.5	4.0	6.5	11.5	5.00	5.0	0.60		
ECHS1391□Z( )	0.00039	8.5	4.0	6.5	11.5	5.00	5.0	0.60		
ECHS1471□Z( )	0.00047	8.5	4.0	6.5	11.5	5.00	5.0	0.60		
ECHS1561□Z( )	0.00056	8.5	4.0	6.5	11.5	5.00	5.0	0.60		
ECHS1681□Z( )	0.00068	8.5	4.0	6.5	11.5	5.00	5.0	0.60		
ECHS1821□Z( )	0.00082	8.5	4.0	6.5	11.5	5.00	5.0	0.60		
ECHS1102□Z( )	0.0010	10.0	4.5	7.0	12.0	5.00	5.0	0.60		
ECHS1122□Z( )	0.0012	10.0	4.5	7.0	12.0	5.00	5.0	0.60		
ECHS1152□Z( )	0.0015	10.0	4.5	7.0	12.0	5.00	5.0	0.60		
ECHS1182□Z( )	0.0018	10.0	4.5	7.0	12.0	5.00	5.0	0.60		
ECHS1222□Z( )	0.0022	10.0	4.5	7.5	12.5	5.00	5.0	0.60		
ECHS1272□Z( )	0.0027	10.0	4.5	7.0	12.0	5.00	5.0	0.60		
ECHS1332□Z( )	0.0033	10.0	4.5	7.5	12.5	5.00	5.0	0.60		
ECHS1392□Z( )	0.0039	10.0	4.5	7.0	12.0	5.00	5.0	0.60		
ECHS1472□Z( )	0.0047	10.0	5.0	7.5	12.5	5.00	5.0	0.60		
ECHS1562□Z( )	0.0056	12.0	4.5	8.0	13.0	7.50	5.0	0.60		
ECHS1682□Z( )	0.0068	12.0	4.5	7.8	12.8	7.50	5.0	0.60		
ECHS1822□Z( )	0.0082	12.0	4.5	8.0	13.0	7.50	5.0	0.60		
ECHS1103□Z( )	0.010	12.0	4.5	8.0	13.0	7.50	5.0	0.60		
ECHS1123□Z( )	0.012	12.0	5.0	8.2	13.2	7.50	5.0	0.60		
ECHS1153□Z( )	0.015	12.0	5.0	8.4	13.4	7.50	5.0	0.60		
ECHS1183□Z( )	0.018	12.0	5.5	8.8	13.8	7.50	5.0	0.60		
ECHS1223□Z( )	0.022	12.0	5.0	10.8	15.8	7.50	5.0	0.60		
ECHS1273□Z( )	0.027	12.0	5.5	11.2	16.2	7.50	5.0	0.60		
ECHS1333□Z( )	0.033	14.5	5.5	11.2	16.2	10.00	5.0	0.60		
ECHS1393□Z( )	0.039	14.5	6.0	11.6	16.6	10.00	5.0	0.60		
ECHS1473□Z( )	0.047	14.5	6.0	11.8	16.8	10.00	5.0	0.60		
ECHS1563□Z( )	0.056	14.5	6.5	12.2	17.2	10.00	5.0	0.60		
ECHS1683□Z( )	0.068	17.0	6.5	12.2	17.2	12.50	5.0	0.60		
ECHS1823□Z( )	0.082	17.0	6.5	13.8	18.8	12.50	5.0	0.60		
ECHS1104□Z( )	0.10	17.0	7.0	14.2	19.2	12.50	5.0	0.60		
ECHS1124□Z( )	0.12	17.0	7.5	14.8	19.8	12.50	5.0	0.60		
ECHS1154□Z( )	0.15	20.5	7.5	15.0	20.0	15.00	5.0	0.80		
ECHS1184□Z( )	0.18	20.5	7.5	15.6	20.6	15.00	5.0	0.80		
ECHS1224□Z( )	0.22	20.5	8.5	16.2	21.2	15.00	5.0	0.80		
ECHS1274□Z( )	0.27	20.5	9.0	17.6	22.6	15.00	5.0	0.80		
ECHS1334□Z( )	0.33	20.5	10.0	18.4	23.4	15.00	5.0	0.80		
ECHS1394□Z( )	0.39	20.5	10.5	19.2	24.2	15.00	5.0	0.80		
ECHS1474□Z( )	0.47	20.5	11.5	20.2	25.2	15.00	5.0	0.80		

↑ Suffix for lead crimped or taped type  
 ↑ Cap. tol. code

Style N: 0.00010 µF to 0.0047 µF  
 Style T: 0.0056 µF to 0.47 µF